



WR-284 Standard Gain Horn with 15 dBi gain, N Female Connector, Integrated Cage-Style Mount

FM1WAN284-15NF

Features

- 2.6 GHz to 3.95 GHz
- WR-284 Waveguide Band
- 15 dBi Nominal Gain
- N Female Connector
- Ruggedized Aluminum Cage-Style Mount

Applications

- Antenna Measurements
- Wireless Communication
- Laboratory Use
- Microwave Radio Systems
- Radome Testing
- Automotive Antenna Test Solutions
- Radar Cross Section
- Satellite Antenna Testing

Description

The FM1WAN284-15NF standard gain horn antenna (also known as waveguide horn) from Fairview Microwave is part of our comprehensive selection of waveguide antennas. The cage-style mount is a ruggedized aluminum mounting solution that integrates with test and measurement positioning systems, ensuring precise alignment and protection of the antenna. This standard gain horn is mated with a WR-284 to N Female waveguide to coaxial adapter and operates from 2.6 GHz to 3.95 GHz.

Our FM1WAN284-15NF standard gain horn antenna with integrated cage-style mount has a nominal gain of 15 dBi with a Horizontal and Vertical HPBW (Half Power Beam Width) of 31 dB and 32 dB respectively. Fairview Microwave's N Female to WR-284 standard gain horns are available in 10, 15 and 20 dBi models with pyramidal shape and connectorized input.

Waveguide antennas, such as the FM1WAN284-15NF are used in a wide variety of applications due to the high-power handling capability, low loss, high directivity, and near constant electrical performance. Our WR-284 waveguide antennas with N Female interface is part of over 40,000 RF, microwave and millimeter wave components from Fairview Microwave available worldwide and ship same day.

Configuration

Design	WR-284
Coaxial Interface	N Female

Electrical Specifications

Description	Minimum	Typical	Maximum	Units
Frequency Range	2.6		3.95	GHz
Gain		15		
Horizontal Half Power Beam Width		31		Degrees
Vertical Half Power Beam Width		32		Degrees
Waveguide to Coaxial Adapter				
VSWR			1.3:1	

Mechanical Specifications

Size	
Length	13.86 in [352.04 mm]
Width	6.02 in [152.91 mm]
Height	15.09 in [383.29 mm]
Weight	3.13 lbs [1.42 kg]

WR-284 Standard Gain Horn with 15 dBi gain, N Female Connector, Integrated Cage-Style Mount



FM1WAN284-15NF

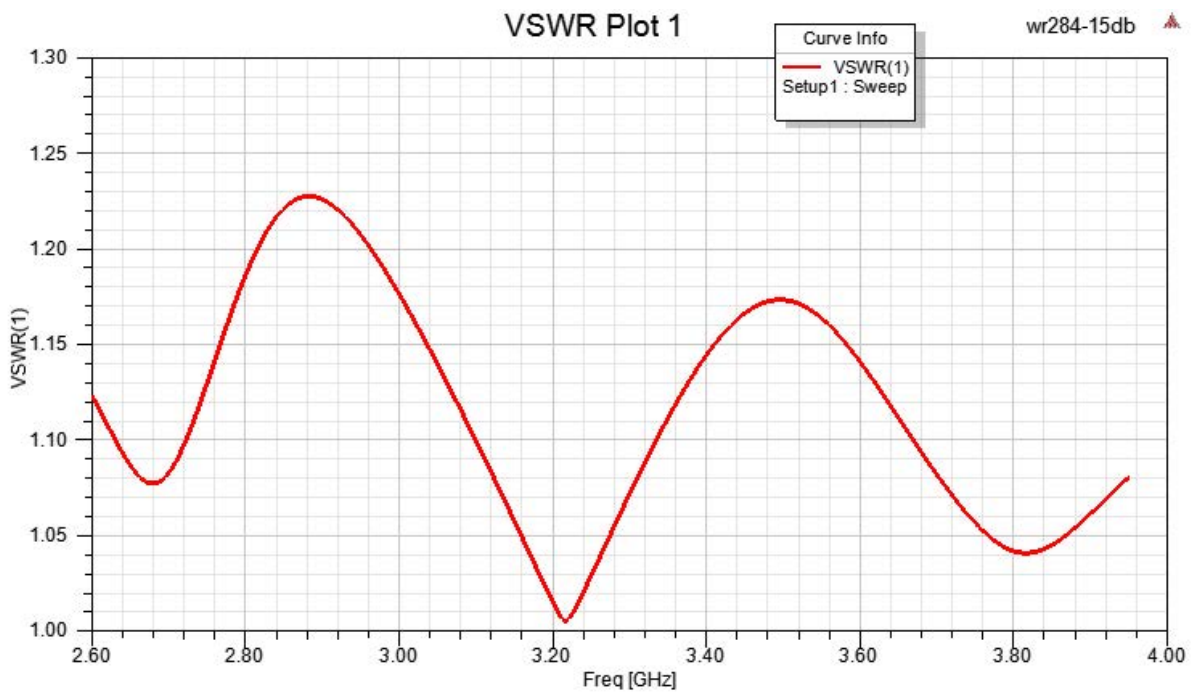
RF Connector	
Type	N Female
Waveguide Interface	
Waveguide Size	WR-284

Compliance Certifications (see [product page](#) for current document)

Plotted and Other Data

Notes:

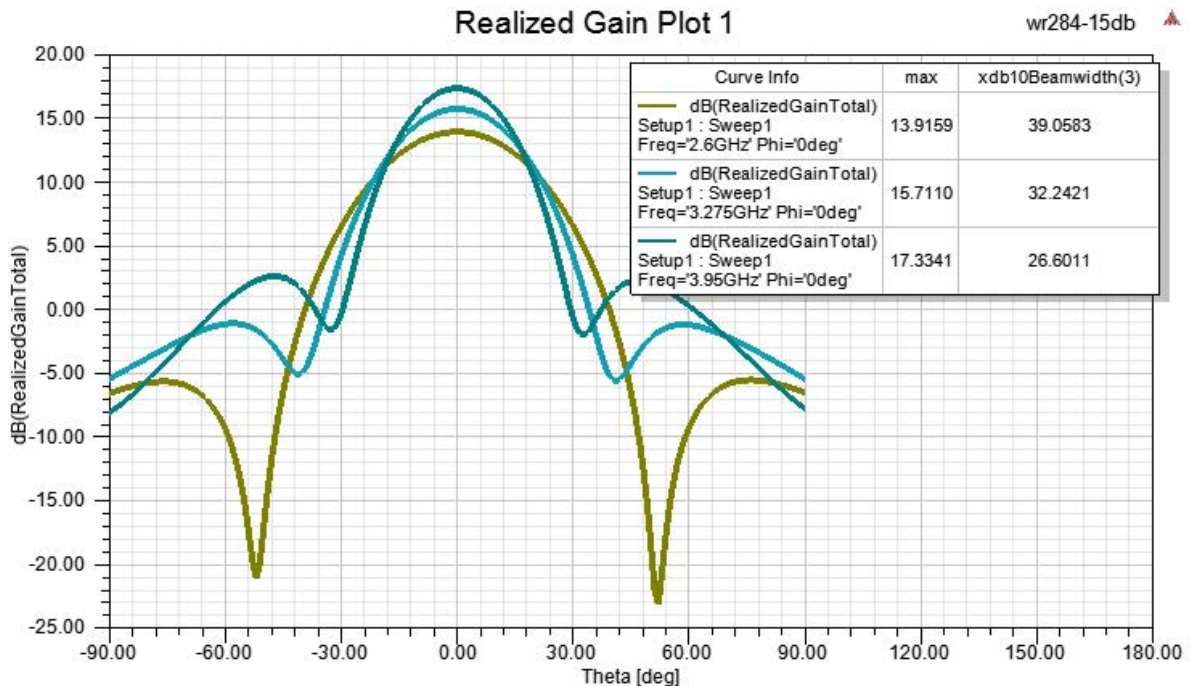
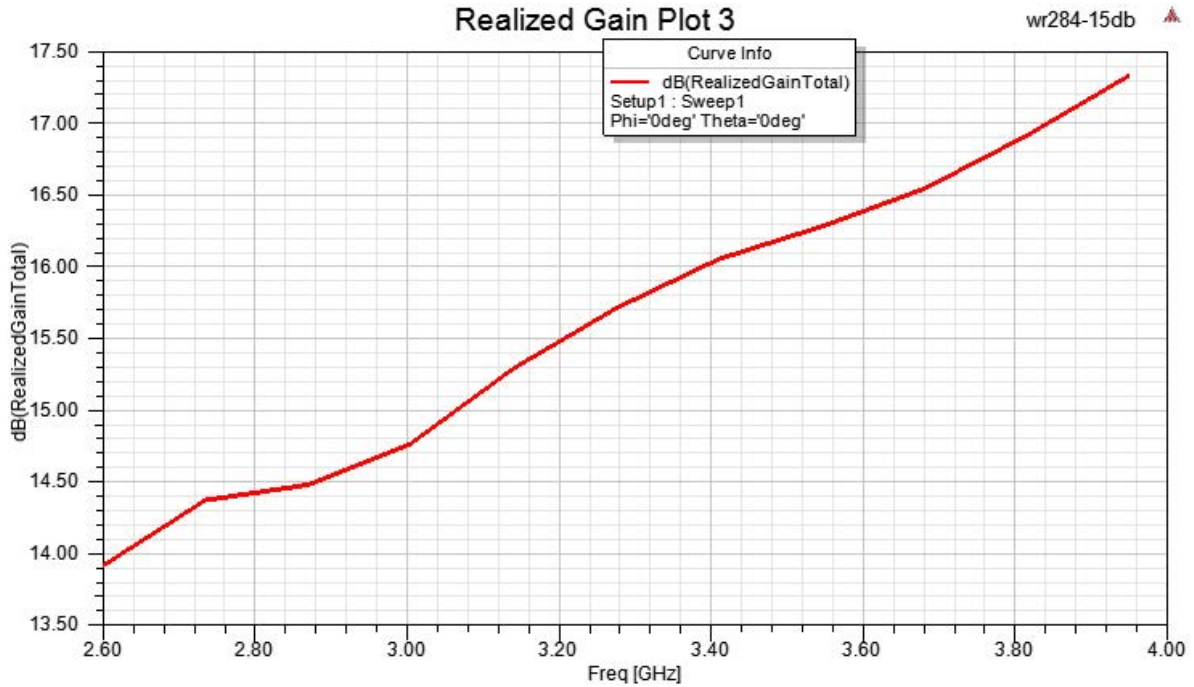
Typical Performance Data



WR-284 Standard Gain Horn with 15 dBi gain, N Female Connector, Integrated Cage-Style Mount



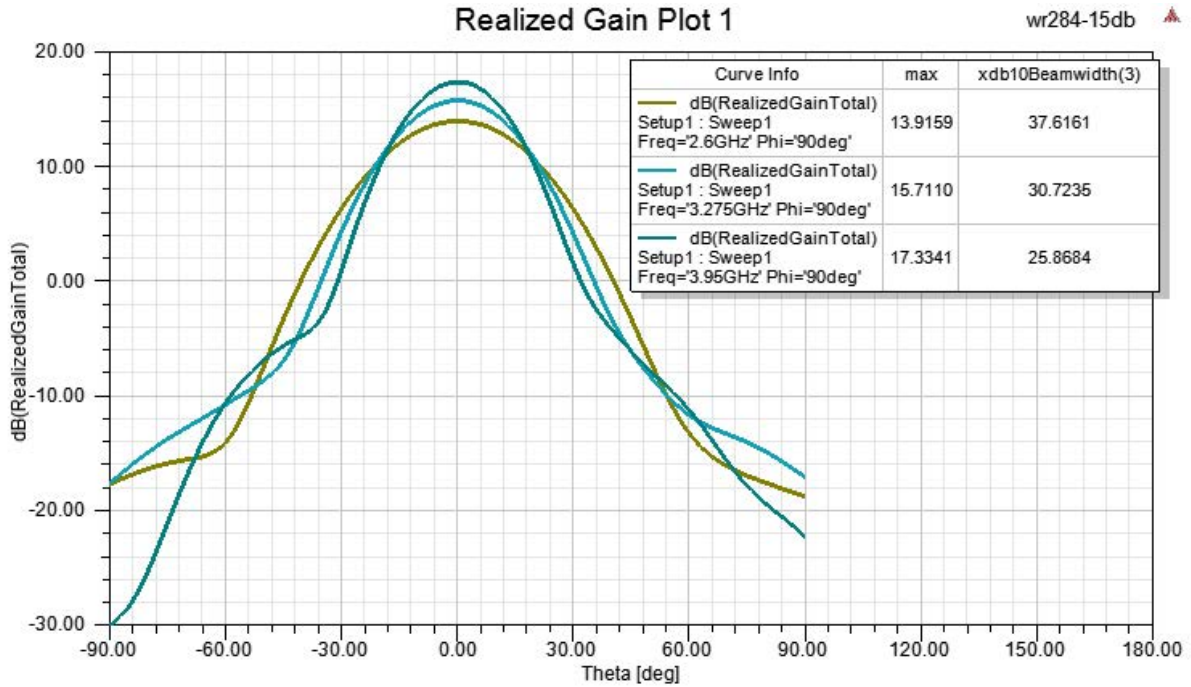
FM1WAN284-15NF



WR-284 Standard Gain Horn with 15 dBi gain, N Female Connector, Integrated Cage-Style Mount



FM1WAN284-15NF



WR-284 Standard Gain Horn with 15 dBi gain, N Female Connector, Integrated Cage-Style Mount from Fairview Microwave is in-stock and available to ship same-day. All of our RF/microwave products are available off-the-shelf from our ISO 9001:2008 certified facilities in Lewisville, Texas. Fairview Microwave is RF on-demand.

For additional information on this product, please click the following link: [WR-284 Standard Gain Horn with 15 dBi gain, N Female Connector, Integrated Cage-Style Mount FM1WAN284-15NF](#)

URL: <https://www.fairviewmicrowave.com/wr-284-standard-gain-horn-15-dbi-n-fm1wan284-15nf-p.aspx>

The information contained within this document is accurate to the best of our knowledge and representative of the part described herein. It may be necessary to make modifications to the part and/or the documentation of the part in order to impliment improvements. Fairview Microwave reserves the right to make such changes as required. Unless otherwise stated, all specifications are nominal. Fairview Microwave does not make any representation or warranty regarding the suitability of the part described herein for any particular purpose, and Fairview Microwave does not assume liability arising out of the use of any part or document.

FM1WAN284-15NF CAD Drawing

WR-284 Standard Gain Horn with 15 dBi gain, N Female Connector, Integrated Cage-Style Mount

