

## 10-32 Male Connector Crimp/Solder Attachment For RG174, RG316, RG188, 0.100 inch, LMR-100, LMR-100A, LMR-100A-FR Cable

10-32 male connector with crimp/solder attachment for RG174, RG316, RG188, 0.100 inch, LMR-100, LMR-100A and LMR-100A-FR, part number SC5560, from Fairview Microwave is in-stock and ships same day. This 10-32 male connector operates up to a maximum frequency of 2 GHz and offers good VSWR of 1.3:1.

Fairview's 10-32 male connector SC5560 datasheet specifications and outline drawing are shown in this PDF below. Our extensive offering of RF, microwave and millimeter wave connectors allows designers to configure and customize their signal connections however they like. From providing an I/O for a board design to creating a custom cable assembly configuration, Fairview Microwave has a connector solution to meet your needs. Fairview Microwave also has the expertise to build your custom cable assemblies for you and ship them same-day.

### Electrical Specifications

Description	Min	Typ	Max	Units
Frequency Range	DC		2	GHz
VSWR			1.3:1	

### Mechanical Specifications

Size	
Length	1.08 in [27.43 mm]
Weight	0.012 lbs [5.44 g]

### Material Specifications

Description	Material	Plating
Contact	Brass	Gold MIL-G-45204
Insulation	PTFE	
Body	Brass	Nickel QQ-N-290

### Environmental Specifications

Temperature	
Operating Range	-55 to +155 deg C

**Compliance Certifications** (see [product page](#) for current document)

### Plotted and Other Data

Notes:



### Configuration:

- 10-32 Male Connector
- MIL-C-39012
- 50 Ohms
- Straight Body Geometry
- RG174, RG316, RG188, 0.100 inch, LMR-100, LMR-100A, LMR-100A-FR Interface Type
- Crimp/Solder Attachment

### Features:

- Operating Frequency of 2 GHz Max.
- Good VSWR of 1.3:1
- Gold Plated Brass Contact
- Contact plating according to MIL-G-45204

### Applications:

- General Purpose Test
- Custom Cable Assemblies

Fairview Microwave  
301 Leora Ln., Suite 100  
Lewisville, TX 75056  
Tel: 1-800-715-4396 / (972) 649-6678  
Fax: (972) 649-6689  
[www.fairviewmicrowave.com](http://www.fairviewmicrowave.com)  
[sales@fairviewmicrowave.com](mailto:sales@fairviewmicrowave.com)

10-32 Male Connector Crimp/Solder Attachment For RG174, RG316, RG188, 0.100 inch, LMR-100, LMR-100A, LMR-100A-FR Cable from Fairview Microwave is in-stock and available to ship same-day. All of our RF/microwave products are available off-the-shelf from our ISO 9001:2008 certified facilities in Lewisville, Texas. Fairview Microwave is RF on-demand.

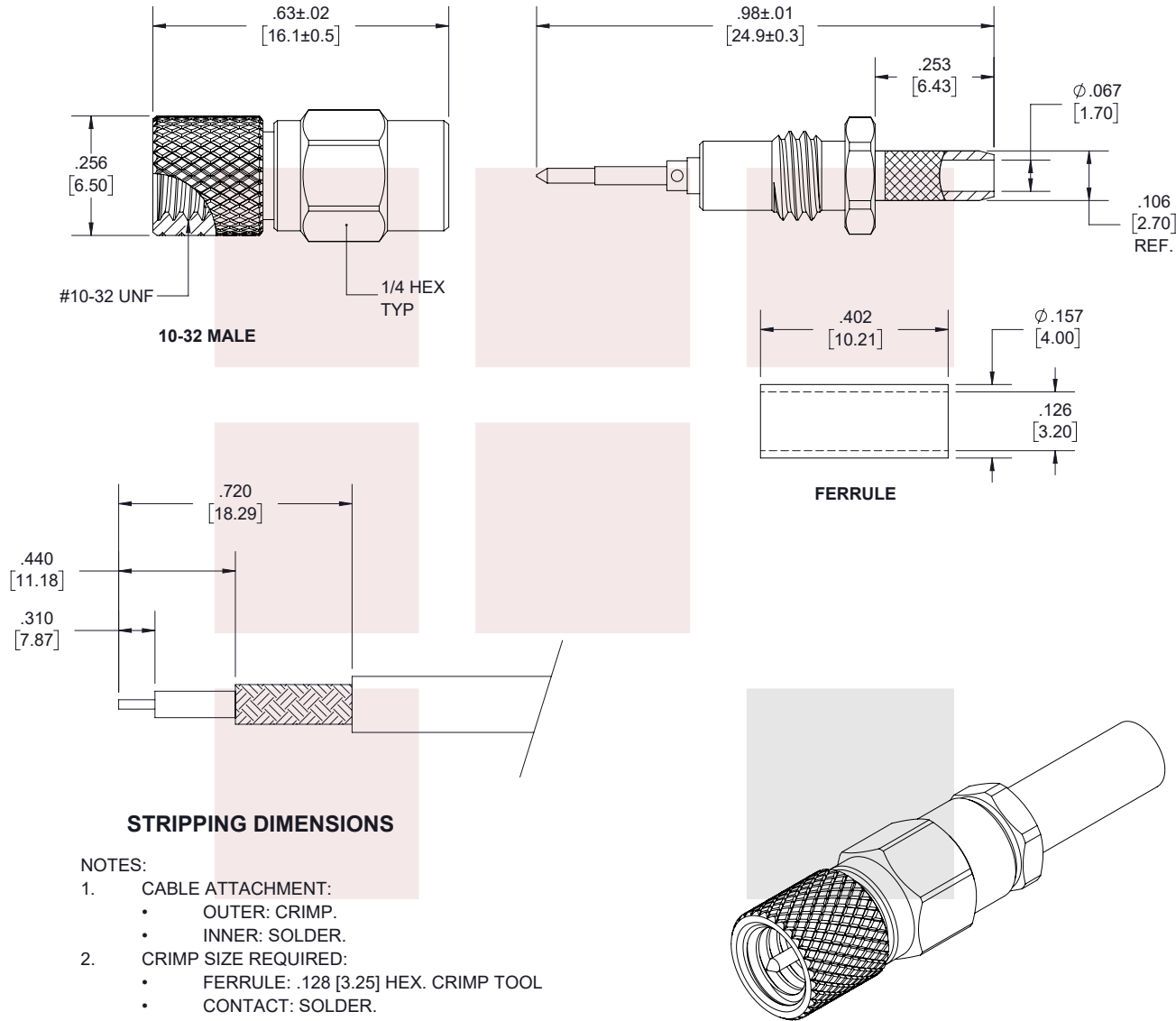
For additional information on this product, please click the following link: [10-32 Male Connector Crimp/Solder Attachment For RG174, RG316, RG188, 0.100 inch, LMR-100, LMR-100A, LMR-100A-FR Cable SC5560](https://www.fairviewmicrowave.com/10-32-male-standard-rg174-rg316-connector-sc5560-p.aspx)

URL: <https://www.fairviewmicrowave.com/10-32-male-standard-rg174-rg316-connector-sc5560-p.aspx>

The information contained in this document is accurate to the best of our knowledge and representative of the part described herein. It may be necessary to make modifications to the part and/or the documentation of the part, in order to implement improvements. Fairview Microwave reserves the right to make such changes as required. Unless otherwise stated, all specifications are nominal. Fairview Microwave does not make any representation or warranty regarding the suitability of the part described herein for any particular purpose, and Fairview Microwave does not assume any liability arising out of the use of any part or documentation.



REVISIONS			
REV.	DESCRIPTION	DATE	APPROVED
A	INITIAL RELEASE	02/28/19	J.GARCIA



THESE COMMODITIES, TECHNOLOGY OR SOFTWARE WERE EXPORTED FROM THE UNITED STATES IN ACCORDANCE WITH THE EXPORT ADMINISTRATION REGULATIONS. DIVERSION CONTRARY TO U.S. LAW PROHIBITED.

TITLE

10-32 Male Connector Crimp/Solder Attachment For RG174, RG316, RG188, 0.100 inch, LMR-100, LMR-100A, LMR-100A-FR Cable

UNLESS OTHERWISE SPECIFIED LEADING DIMENSIONS ARE INCHES  
DIMENSIONS IN [ ] ARE MILLIMETERS

TOLERANCES:

.X = ±.2 [5.08] FRACTIONS  
.XX = ±.02 [.51] ± 1/32  
.XXX = ±.005 [.13] ANGLES ± 1°

CABLE LENGTH (L) TOLERANCES:

L ≤ 12 [305] = +1 [25] / -0  
12 [305] < L ≤ 60 [1524] = +2 [51] / -0  
60 [1524] < L ≤ 120 [3048] = +4 [102] / -0  
120 [3048] < L ≤ 300 [7620] = +6 [152] / -0  
300 [7620] < L = +5%L / -0

THIRD-ANGLE PROJECTION



THE INFORMATION AND DESIGN IN THIS DOCUMENT IS THE PROPERTY OF FAIRVIEW MICROWAVE CORPORATION. ALL RIGHTS RESERVED.

SHEET 1 OF 1

SCALE N/A

ALL DIMENSIONS SHOWN ARE FOR REFERENCE ONLY.				
SIZE A	CAGE CODE 3FKR5	DRAWN BY K.DANG	ITEM NO. SC5560	REV A

T-Rev.D

## 10-32 Male Connector Crimp/Solder Attachment For RG174, RG316, RG188, 0.100 inch, LMR-100, LMR-100A, LMR-100A-FR Cable

10-32 male connector with crimp/solder attachment for RG174, RG316, RG188, 0.100 inch, LMR-100, LMR-100A and LMR-100A-FR, part number SC5560, from Fairview Microwave is in-stock and ships same day. This 10-32 male connector operates up to a maximum frequency of 2 GHz and offers good VSWR of 1.3:1.

Fairview's 10-32 male connector SC5560 datasheet specifications and outline drawing are shown in this PDF below. Our extensive offering of RF, microwave and millimeter wave connectors allows designers to configure and customize their signal connections however they like. From providing an I/O for a board design to creating a custom cable assembly configuration, Fairview Microwave has a connector solution to meet your needs. Fairview Microwave also has the expertise to build your custom cable assemblies for you and ship them same-day.

### Electrical Specifications

Description	Min	Typ	Max	Units
Frequency Range	DC		2	GHz
VSWR			1.3:1	

### Mechanical Specifications

Size	
Length	1.08 in [27.43 mm]
Weight	0.012 lbs [5.44 g]

### Material Specifications

Description	Material	Plating
Contact	Brass	Gold MIL-G-45204
Insulation	PTFE	
Body	Brass	Nickel QQ-N-290

### Environmental Specifications

Temperature	
Operating Range	-55 to +155 deg C

**Compliance Certifications** (see [product page](#) for current document)

### Plotted and Other Data

Notes:



### Configuration:

- 10-32 Male Connector
- MIL-C-39012
- 50 Ohms
- Straight Body Geometry
- RG174, RG316, RG188, 0.100 inch, LMR-100, LMR-100A, LMR-100A-FR Interface Type
- Crimp/Solder Attachment

### Features:

- Operating Frequency of 2 GHz Max.
- Good VSWR of 1.3:1
- Gold Plated Brass Contact
- Contact plating according to MIL-G-45204

### Applications:

- General Purpose Test
- Custom Cable Assemblies

Fairview Microwave  
301 Leora Ln., Suite 100  
Lewisville, TX 75056  
Tel: 1-800-715-4396 / (972) 649-6678  
Fax: (972) 649-6689  
[www.fairviewmicrowave.com](http://www.fairviewmicrowave.com)  
[sales@fairviewmicrowave.com](mailto:sales@fairviewmicrowave.com)

10-32 Male Connector Crimp/Solder Attachment For RG174, RG316, RG188, 0.100 inch, LMR-100, LMR-100A, LMR-100A-FR Cable from Fairview Microwave is in-stock and available to ship same-day. All of our RF/microwave products are available off-the-shelf from our ISO 9001:2008 certified facilities in Lewisville, Texas. Fairview Microwave is RF on-demand.

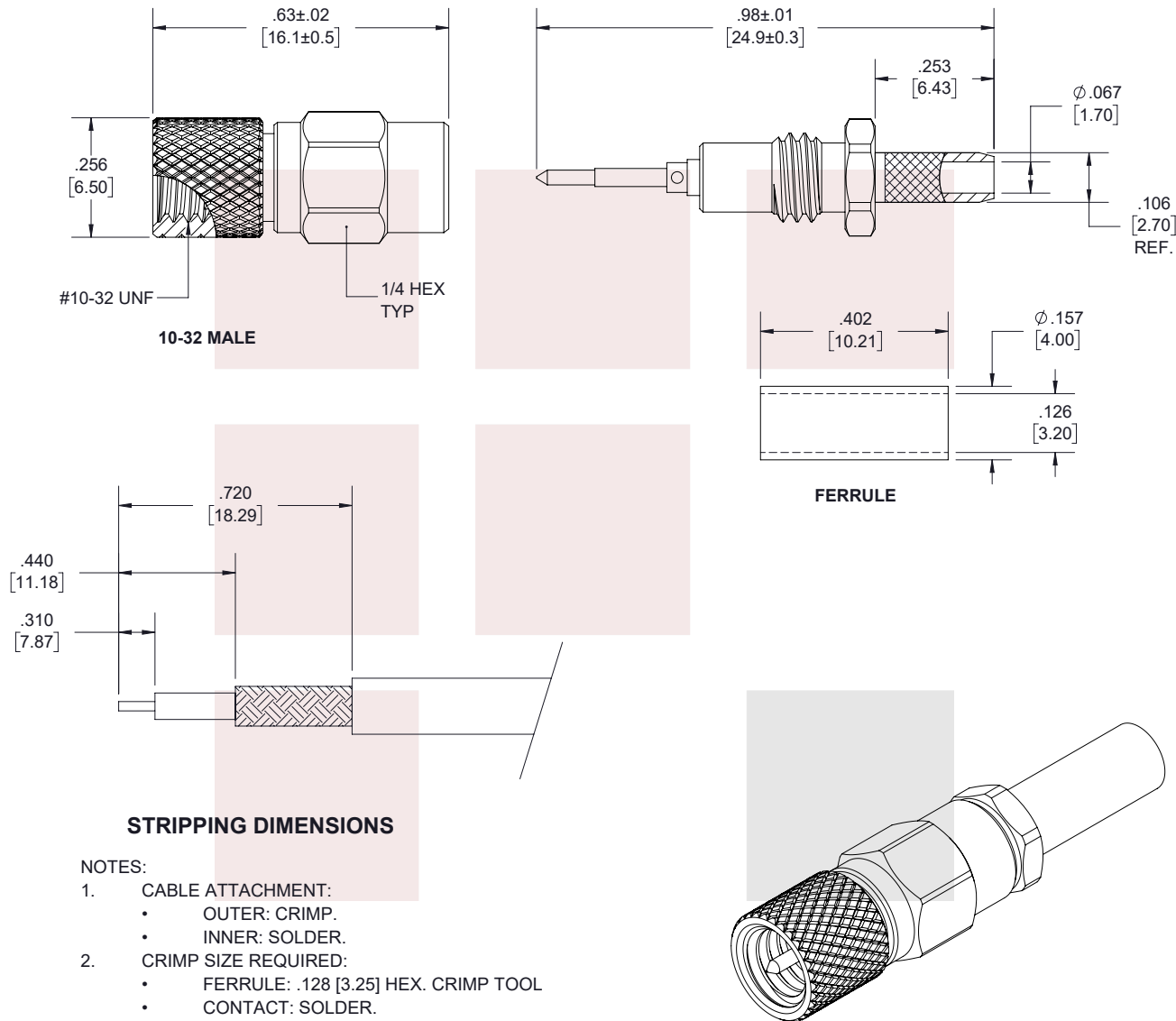
For additional information on this product, please click the following link: [10-32 Male Connector Crimp/Solder Attachment For RG174, RG316, RG188, 0.100 inch, LMR-100, LMR-100A, LMR-100A-FR Cable SC5560](https://www.fairviewmicrowave.com/10-32-male-standard-rg174-rg316-connector-sc5560-p.aspx)

URL: <https://www.fairviewmicrowave.com/10-32-male-standard-rg174-rg316-connector-sc5560-p.aspx>

The information contained in this document is accurate to the best of our knowledge and representative of the part described herein. It may be necessary to make modifications to the part and/or the documentation of the part, in order to implement improvements. Fairview Microwave reserves the right to make such changes as required. Unless otherwise stated, all specifications are nominal. Fairview Microwave does not make any representation or warranty regarding the suitability of the part described herein for any particular purpose, and Fairview Microwave does not assume any liability arising out of the use of any part or documentation.



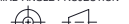
REVISIONS			
REV.	DESCRIPTION	DATE	APPROVED
A	INITIAL RELEASE	02/28/19	J.GARCIA



THESE COMMODITIES, TECHNOLOGY OR SOFTWARE WERE EXPORTED FROM THE UNITED STATES IN ACCORDANCE WITH THE EXPORT ADMINISTRATION REGULATIONS. DIVERSION CONTRARY TO U.S. LAW PROHIBITED.

TITLE

10-32 Male Connector Crimp/Solder Attachment For RG174, RG316, RG188, 0.100 inch, LMR-100, LMR-100A, LMR-100A-FR Cable

UNLESS OTHERWISE SPECIFIED LEADING DIMENSIONS ARE INCHES DIMENSIONS IN [ ] ARE MILLIMETERS				<div>THIRD-ANGLE PROJECTION</div> <div></div> <div>THE INFORMATION AND DESIGN IN THIS DOCUMENT IS THE PROPERTY OF FAIRVIEW MICROWAVE CORPORATION. ALL RIGHTS RESERVED.</div>	
TOLERANCES:		CABLE LENGTH (L) TOLERANCES:			
.X = ±.2 [5.08] FRACTIONS		L ≤ 12 [305] = +1 [25] / -0			
.XX = ±.02 [.51] ± 1/32		12 [305] < L ≤ 60 [1524] = +2 [51] / -0			
.XXX = ±.005 [.13] ANGLES ± 1°		60 [1524] < L ≤ 120 [3048] = +4 [102] / -0			
		120 [3048] < L ≤ 300 [7620] = +6 [152] / -0			
		300 [7620] < L = +5%L / -0			
ALL DIMENSIONS SHOWN ARE FOR REFERENCE ONLY.				SCALE	
				N/A	
SIZE	CAGE CODE	DRAWN BY	ITEM NO.		REV
A	3FKR5	K.DANG	SC5560		A

THE INFORMATION AND DESIGN IN THIS DOCUMENT IS THE PROPERTY OF FAIRVIEW MICROWAVE CORPORATION. ALL RIGHTS RESERVED.

SHEET 1 OF 1

SCALE N/A

## RG316 Flexible Coax Cable FEP Jacket

### Electrical Specifications

Description	Min	Typ	Max	Units
Frequency Range	DC		3	GHz
Impedance		50		Ohms
Velocity of Propagation		69		%
Operating Voltage (AC)			1,200	Vrms
DWV (AC)			2,000	Vrms
Jacket Spark			2,000	Vrms
Nominal Capacitance		29.4		pF/ft
		[96.46]		[pF/m]

### Performance by Frequency Band

Description	F1	F2	F3	F4	F5	Units
Frequency	0.05	0.1	0.4	1	3	GHz
Attenuation, Typ	7.5	11	21	38	58	dB/100ft
	24.61	36.09	68.9	124.67	190.29	dB/100m

### Mechanical Specifications

Diameter	0.102 in [2.59 mm]
Weight	0.01 lbs/ft [0.01 Kg/m]

### Construction Specifications

Description	Material and Plating	Diameter
Inner Conductor	Copper Clad Steel, Silver, 7 Strands	0.02 in [0.51 mm]
Conductor Type	Stranded	
Dielectric	PTFE	0.06 in [1.52 mm]
First Shield	Silver Plated Copper Braid	
Jacket	FEP	0.102 in [2.59 mm]

### Environmental Specifications

#### Temperature

Operating Range	-55 to +200 deg C
-----------------	-------------------

### Compliance Certifications (see [product page](#) for current document)

### Plotted and Other Data

Notes:



### Configuration:

- Flexible Cable
- 1 Shield(s)


Fairview Microwave  
301 Leora Ln., Suite 100  
Lewisville, TX 75056  
Tel: 1-800-715-4396 / (972) 649-6678  
Fax: (972) 649-6689  
[www.fairviewmicrowave.com](http://www.fairviewmicrowave.com)  
[sales@fairviewmicrowave.com](mailto:sales@fairviewmicrowave.com)

RG316 Flexible Coax Cable FEP Jacket from Fairview Microwave has same day shipment for domestic and International orders. Our RF, microwave and fiber optic products maintain a 99% availability and are part of the broadest selection in the industry.

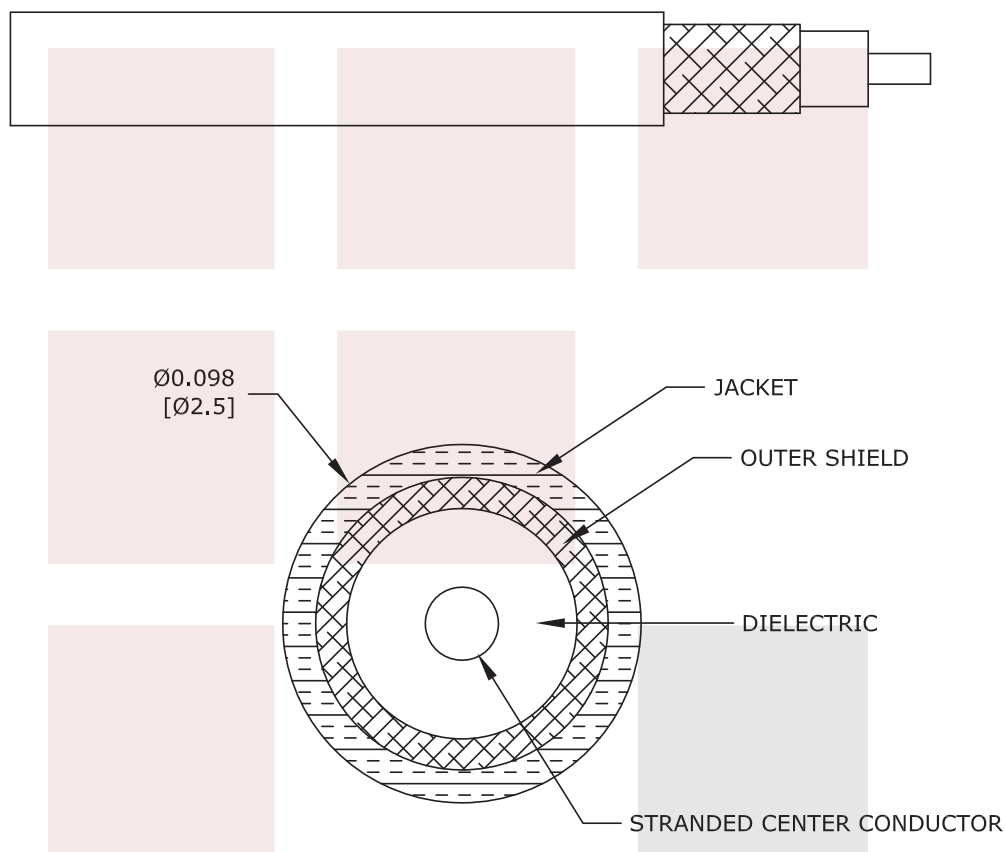
Click the following link to obtain additional part information: [RG316 Flexible Coax Cable FEP Jacket RG316](#)

URL: <https://www.fairviewmicrowave.com/rg316-flexible-coax-cable-fep-jacket-rg316-p.aspx>

The information contained in this document is accurate to the best of our knowledge and representative of the part described herein. It may be necessary to make modifications to the part and/or the documentation of the part, in order to implement improvements. Fairview Microwave reserves the right to make such changes as required. Unless otherwise stated, all specifications are nominal. Fairview Microwave does not make any representation or warranty regarding the suitability of the part described herein for any particular purpose, and Fairview Microwave does not assume any liability arising out of the use of any part or documentation.







<b>FAIRVIEW MICROWAVE INC.</b> ALLEN, TX 75013 WWW.FAIRVIEWMICROWAVE.COM		NOTES: 1. UNLESS OTHERWISE SPECIFIED ALL DIMENSIONS ARE NOMINAL. 2. ALL SPECIFICATIONS ARE SUBJECT TO CHANGE WITHOUT NOTICE AT ANY TIME. 3. DIMENSIONS ARE IN INCHES [mm].			
TITLE RG316 Flexible Coax Cable FEP Jacket	DWG NO RG316		CAGE CODE 3FKR5		
	CAD FILE 111816	SHEET	SCALE N/A	SIZE A	41742