

RP TNC Female Bulkhead Connector Clamp/Solder Attachment for FM-SR086ALTN, FM-SR086TB, RG405, .480 inch D Hole

RP TNC female bulkhead connector with clamp/solder attachment for FM-SR086ALTN, FM-SR086TB and RG405 (.480 inch D hole), part number FMCN1876, from Fairview Microwave is in-stock and ships same day. Our reverse polarity female configuration uses a female connector body with a male inner contact pin. Fairview's FMCN1876 bulkhead TNC connector enables designers to make external connections on product enclosures, and can be used in a variety of other rack mount and panel mount applications.

Fairview's RP TNC female bulkhead connector FMCN1876 datasheet specifications and outline drawing are shown in this PDF below. Our extensive offering of RF, microwave and millimeter wave connectors allows designers to configure and customize their signal connections however they like. From providing an I/O for a board design to creating a custom cable assembly configuration, Fairview Microwave has a connector solution to meet your needs. Fairview Microwave also has the expertise to build your custom cable assemblies for you and ship them same-day.

Mechanical Specifications

Size	
Length	1.15 in [29.21 mm]
Width/Dia.	0.512 in [13.00 mm]
Height	0.5 in [12.7 mm]
Weight	0.061 lbs [27.67 g]

Material Specifications

Description	Material	Plating
Body	Brass	Nickel

Compliance Certifications (see [product page](#) for current document)

Plotted and Other Data

Notes:



Configuration:

- TNC Female Reverse Polarity Connector
- 50 Ohms
- Straight Body Geometry
- FM-SR086ALTN, FM-SR086TB, RG405 Interface Type
- Clamp/Solder Attachment
- Bulkhead

Features:

- Reverse Polarity

Applications:

- General Purpose Test
- Rack and Panel Mount Applications
- Custom Cable Assemblies


Fairview Microwave
301 Leora Ln., Suite 100
Lewisville, TX 75056
Tel: 1-800-715-4396 / (972) 649-6678
Fax: (972) 649-6689
www.fairviewmicrowave.com
sales@fairviewmicrowave.com

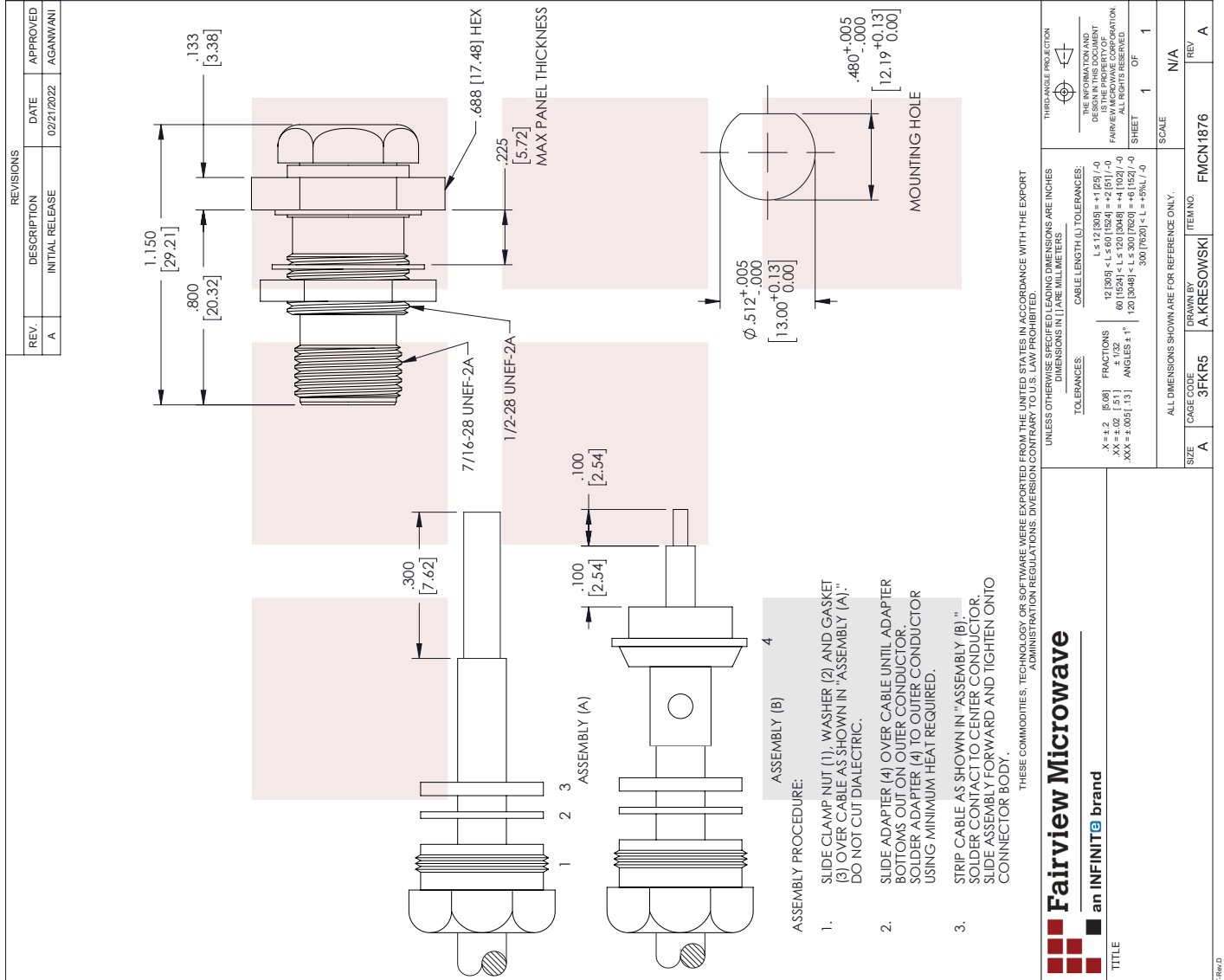
RP TNC Female Bulkhead Connector Clamp/Solder Attachment for FM-SR086ALTN, FM-SR086TB, RG405, .480 inch D Hole from Fairview Microwave is in-stock and available to ship same-day. All of our RF/microwave products are available off-the-shelf from our ISO 9001:2008 certified facilities in Lewisville, Texas. Fairview Microwave is RF on-demand.

For additional information on this product, please click the following link: [RP TNC Female Bulkhead Connector Clamp/Solder Attachment for FM-SR086ALTN, FM-SR086TB, RG405, .480 inch D Hole FMCN1876](#)

URL: <https://www.fairviewmicrowave.com/tnc-female-reverse-polarity-fm-sr086altn-fm-sr086tb-rg405-connector-fmcn1876-p.aspx>

The information contained in this document is accurate to the best of our knowledge and representative of the part described herein. It may be necessary to make modifications to the part and/or the documentation of the part, in order to implement improvements. Fairview Microwave reserves the right to make such changes as required. Unless otherwise stated, all specifications are nominal. Fairview Microwave does not make any representation or warranty regarding the suitability of the part described herein for any particular purpose, and Fairview Microwave does not assume any liability arising out of the use of any part or documentation.





RP TNC Female Bulkhead Connector Clamp/Solder Attachment for FM-SR086ALTN, FM-SR086TB, RG405, .480 inch D Hole

SMP Female Connector Solder Attachment For RG405, RG405 Tinned, .086 SR Cable

SMP female connector with solder/solder attachment for RG405, RG405 Tinned and .086 SR, part number SC5152, from Fairview Microwave is in-stock and ships same day. This SMP female connector operates up to a maximum frequency of 18 GHz and offers good VSWR of 1.3:1. This blind mate connector is ideal for applications without direct visual or tactile access to the connection point, for example, when two circuit boards need to be mated.

Fairview's SMP female connector SC5152 datasheet specifications and outline drawing are shown in this PDF below. Our extensive offering of RF, microwave and millimeter wave connectors allows designers to configure and customize their signal connections however they like. From providing an I/O for a board design to creating a custom cable assembly configuration, Fairview Microwave has a connector solution to meet your needs. Fairview Microwave also has the expertise to build your custom cable assemblies for you and ship them same-day.

Electrical Specifications

Description	Min	Typ	Max	Units
Frequency Range	DC		18	GHz
VSWR			1.3:1	
Operating Voltage (AC)			335	Vrms

Mechanical Specifications

Size	
Length	0.25 in [6.35 mm]
Width/Dia.	0.131 in [3.33 mm]
Weight	0.0155 lbs [7.03 g]

Material Specifications

Description	Material	Plating
Contact	Beryllium Copper	Gold 30 µin minimum
Insulation	PTFE	
Outer Conductor	Beryllium Copper	Gold 3 µin minimum

Environmental Specifications

Temperature	
Operating Range	-65 to +165 deg C

Compliance Certifications (see [product page](#) for current document)

Plotted and Other Data

Notes:



Configuration:

- SMP Female Connector
- MIL-STD-348A
- 50 Ohms
- Straight Body Geometry
- RG405, RG405 Tinned, .086 SR Interface Type
- Solder/Solder Attachment

Features:

- Operating Frequency of 18 GHz Max.
- Good VSWR of 1.3:1
- Blind Mate Connector
- Gold Plated Beryllium Copper Contact
- 30 µin minimum contact plating

Applications:

- General Purpose Test
- Custom Cable Assemblies

Fairview Microwave
301 Leora Ln., Suite 100
Lewisville, TX 75056
Tel: 1-800-715-4396 / (972) 649-6678
Fax: (972) 649-6689
www.fairviewmicrowave.com
sales@fairviewmicrowave.com


Assembly Instruction

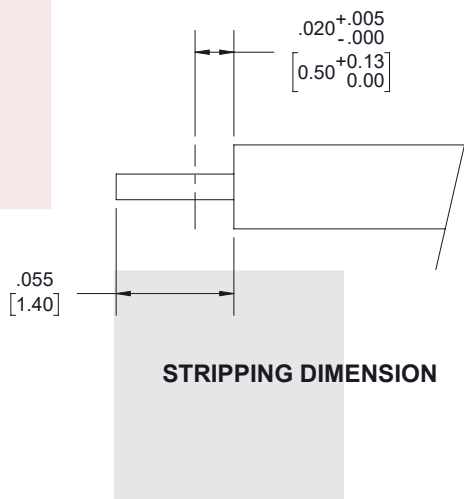
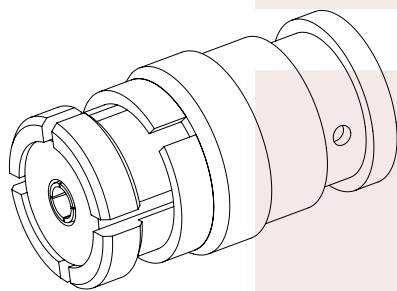
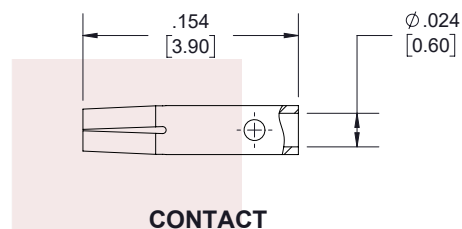
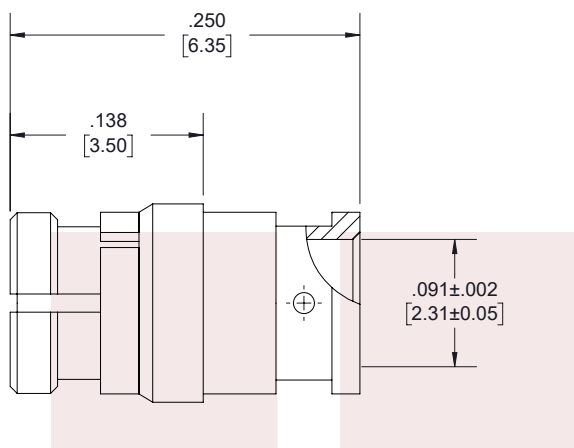
SMP Female Connector Solder Attachment For RG405, RG405 Tinned, .086 SR Cable from Fairview Microwave is in-stock and available to ship same-day. All of our RF/microwave products are available off-the-shelf from our ISO 9001:2008 certified facilities in Allen, Texas. Fairview Microwave is RF on-demand.

For additional information on this product, please click the following link: [SMP Female Connector Solder Attachment For RG405, RG405 Tinned, .086 SR Cable SC5152](#)

URL: <https://www.fairviewmicrowave.com/smp-female-standard-rg405-connector-sc5152-p.aspx>

The information contained in this document is accurate to the best of our knowledge and representative of the part described herein. It may be necessary to make modifications to the part and/or the documentation of the part, in order to implement improvements. Fairview Microwave reserves the right to make such changes as required. Unless otherwise stated, all specifications are nominal. Fairview Microwave does not make any representation or warranty regarding the suitability of the part described herein for any particular purpose, and Fairview Microwave does not assume any liability arising out of the use of any part or documentation.





STANDARD TOLERANCES

.X ±0.2
.XX ±0.01
.XXX ±0.005

*STANDARD TOLERANCES APPLY
ONLY TO DIMENSIONS IN INCHES

NOTES:
1. UNLESS OTHERWISE SPECIFIED ALL DIMENSIONS ARE NOMINAL.
2. ALL SPECIFICATIONS ARE SUBJECT TO CHANGE WITHOUT NOTICE AT ANY TIME.
3. DIMENSIONS ARE IN INCHES [mm].

TITLE
SMP Female Connector Solder Attachment For RG405,
RG405 Tinned, .086 SR Cable

DWG NO	SC5125			CAGE CODE	3FKR5	
CAD FILE	04/11/18	SHEET	1 OF 1	SCALE	N/A	SIZE A 7361

Formable .086 Formable Coax Cable Jacket

Formable semi-rigid coax is a hand formable version of standard semi-rigid that does not require complicated and costly preformed cable assemblies. Because the dimensions and electrical characteristics are so closely matched to semi-rigid coax, standard semi-rigid connectors can be used. The tin soaked copper braid outer shield provides excellent RF shielding.

Electrical Specifications

Description	Min	Typ	Max	Units
Frequency Range	DC		20	GHz
Impedance		50		Ohms
Velocity of Propagation		69.5		%
Inner Conductor DC Resist.			65.7	Ohms/1000ft
Outer Conductor DC Resist.			10.2	Ohms/1000ft
Nominal Capacitance		29		pF/ft
		[95.14]		[pF/m]

Performance by Frequency Band

Description	F1	F2	F3	F4	F5	Units
Frequency	0.5	1	5	10	20	GHz
Attenuation, Typ	15 49.21	22.5 73.82	54.9 180.12	81.2 266.4	120 393.7	dB/100ft dB/100m

Mechanical Specifications

Min. Bend Radius (Repeated) 0.78 in [19.81 mm]

Construction Specifications

Description	Material and Plating	Diameter
Inner Conductor	Copper Clad Steel, Silver, 1 Strands	0.02 in [0.51 mm]
Conductor Type	Solid	
Dielectric	PTFE	0.062 in [1.57 mm]
Outer Conductor	Copper, Tin	0.085 in [2.16 mm]

Environmental Specifications

Compliance Certifications (see [product page](#) for current document)

Plotted and Other Data

Notes:



Configuration:

- Formable Cable
- 1 Shield(s)

Features:

- Dimensionally the same as standard solid outer conductor semi-rigid coax
- Standard semi-rigid connectors can be used
- Cable is hand formable and does not require special tools to bend
- Connectors are easily soldered to Tin soaked outer conductor
- Cable can be formed more than once without damage to outer conductor
- High RF Shielding > 100 dB


Fairview Microwave
301 Leora Ln., Suite 100
Lewisville, TX 75056
Tel: 1-800-715-4396 / (972) 649-6678
Fax: (972) 649-6689
www.fairviewmicrowave.com
sales@fairviewmicrowave.com

Formable .086 Formable Coax Cable Jacket from Fairview Microwave has same day shipment for domestic and International orders. Our RF, microwave and fiber optic products maintain a 99% availability and are part of the broadest selection in the industry.

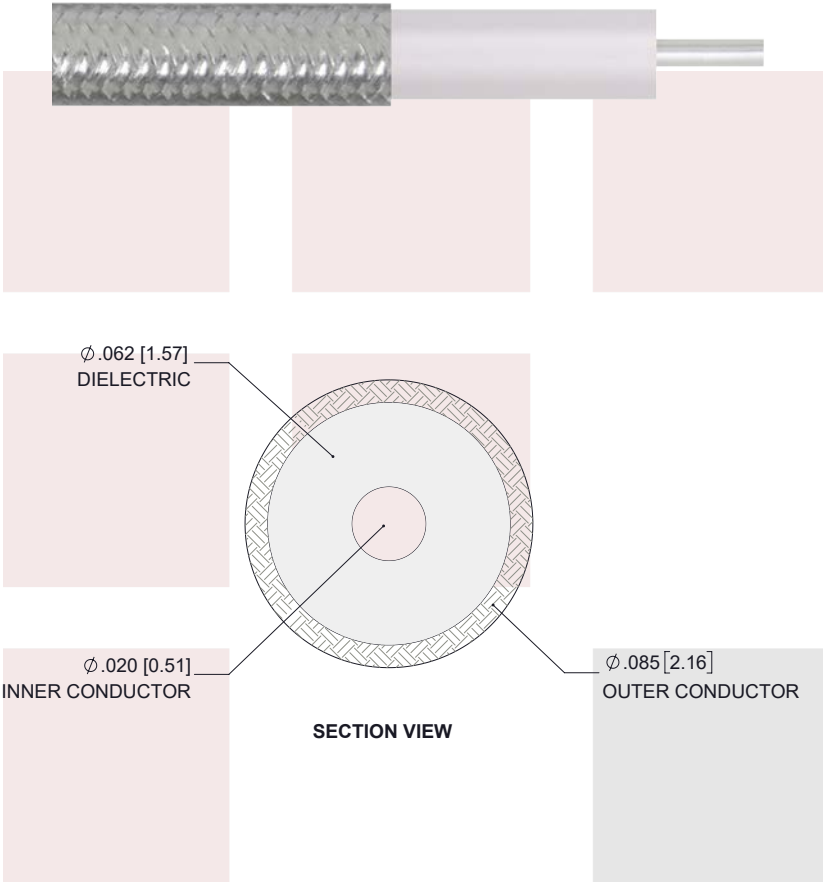
Click the following link to obtain additional part information: [Formable .086 Formable Coax Cable Jacket FM-SR086TB](#)

URL: <https://www.fairviewmicrowave.com/invalid-alias-formable-coax-cable-fm-sr086tb-p.aspx>


The information contained in this document is accurate to the best of our knowledge and representative of the part described herein. It may be necessary to make modifications to the part and/or the documentation of the part, in order to implement improvements. Fairview Microwave reserves the right to make such changes as required. Unless otherwise stated, all specifications are nominal. Fairview Microwave does not make any representation or warranty regarding the suitability of the part described herein for any particular purpose, and Fairview Microwave does not assume any liability arising out of the use of any part or documentation.



REVISIONS			
REV.	DESCRIPTION	DATE	APPROVED
A	INITIAL RELEASE	11/22/19	S.ELLIS



THESE COMMODITIES, TECHNOLOGY OR SOFTWARE WERE EXPORTED FROM THE UNITED STATES IN ACCORDANCE WITH THE EXPORT ADMINISTRATION REGULATIONS. DIVERSION CONTRARY TO U.S. LAW PROHIBITED.

<div><div><div></div><div></div><div></div><div></div></div><div><div>Fairview Microwave</div><div>an INFINITE brand</div></div></div>		UNLESS OTHERWISE SPECIFIED LEADING DIMENSIONS ARE INCHES DIMENSIONS IN [] ARE MILLIMETERS		THIRD-ANGLE PROJECTION  THE INFORMATION AND DESIGN IN THIS DOCUMENT IS THE PROPERTY OF FAIRVIEW MICROWAVE CORPORATION. ALL RIGHTS RESERVED.	
TITLE Formable .086 Formable Coax Cable Jacket	TOLERANCES:		CABLE LENGTH (L) TOLERANCES:		
	.X = ±.2 [5.08] FRACTIONS ± 1/32		L ≤ 12 [305] = +1 [25] / -0		
	.XX = ±.02 [.51] ANGLES ± 1°		12 [305] < L ≤ 60 [1524] = +2 [51] / -0		
	.XXX = ±.005 [.13]		60 [1524] < L ≤ 120 [3048] = +4 [102] / -0		
			120 [3048] < L ≤ 300 [7620] = +6 [152] / -0		
		300 [7620] < L = +5%L / -0			
ALL DIMENSIONS SHOWN ARE FOR REFERENCE ONLY.					
SIZE A		CAGE CODE 3FKR5		DRAWN BY K.DANG	
				PART NUMBER FM-SR086TB	
				REV A	

T-Rev.D