

**RA MMCX Plug Connector Crimp/Solder Attachment  
 For 0.100 inch, RG316, RG174, RG188, LMR-100,  
 LMR-100A, LMR-100A-FR Cable**

RA MMCX plug connector with crimp/solder attachment for 0.100 inch, RG316, RG174, RG188, LMR-100, LMR-100A and LMR-100A-FR, part number SC9535, from Fairview Microwave is in-stock and ships same day. This MMCX plug connector operates up to a maximum frequency of 6 GHz and offers excellent VSWR of 1.25:1. Its right angle body geometry facilitates connections in tight spaces.

Fairview's RA MMCX plug connector SC9535 datasheet specifications and outline drawing are shown in this PDF below. Our extensive offering of RF, microwave and millimeter wave connectors allows designers to configure and customize their signal connections however they like. From providing an I/O for a board design to creating a custom cable assembly configuration, Fairview Microwave has a connector solution to meet your needs. Fairview Microwave also has the expertise to build your custom cable assemblies for you and ship them same-day.

**Electrical Specifications**

Description	Min	Typ	Max	Units
Frequency Range	DC		6	GHz
VSWR			1.25:1	
Operating Voltage (AC)			250	Vrms

**Mechanical Specifications**

<b>Size</b>	
Length	0.311 in [7.9 mm]
Height	0.276 in [7.01 mm]
Weight	0.0055 lbs [2.49 g]

**Material Specifications**

Description	Material	Plating
Contact	Brass	Gold 30 µin minimum
Insulation	PTFE	
Body	Brass	Gold 3 µin minimum

**Environmental Specifications**

<b>Temperature</b>	
Operating Range	-55 to +155 deg C

**Compliance Certifications** (see [product page](#) for current document)

**Plotted and Other Data**

Notes:



**Configuration:**

- MMCX Plug Connector
- MIL-STD-348A
- 50 Ohms
- Right Angle Body Geometry
- 0.100 inch, RG316, RG174, RG188, LMR-100, LMR-100A, LMR-100A-FR Interface Type
- Crimp/Solder Attachment

**Features:**

- Operating Frequency of 6 GHz Max.
- Excellent VSWR of 1.25:1
- Gold Plated Brass Contact
- 30 µin minimum contact plating

**Applications:**

- General Purpose Test
- Custom Cable Assemblies


Fairview Microwave  
 1130 Junction Dr. #100  
 Allen, TX 75013  
 Tel: 1-800-715-4396 / (972) 649-6678  
 Fax: (972) 649-6689  
[www.fairviewmicrowave.com](http://www.fairviewmicrowave.com)  
[sales@fairviewmicrowave.com](mailto:sales@fairviewmicrowave.com)

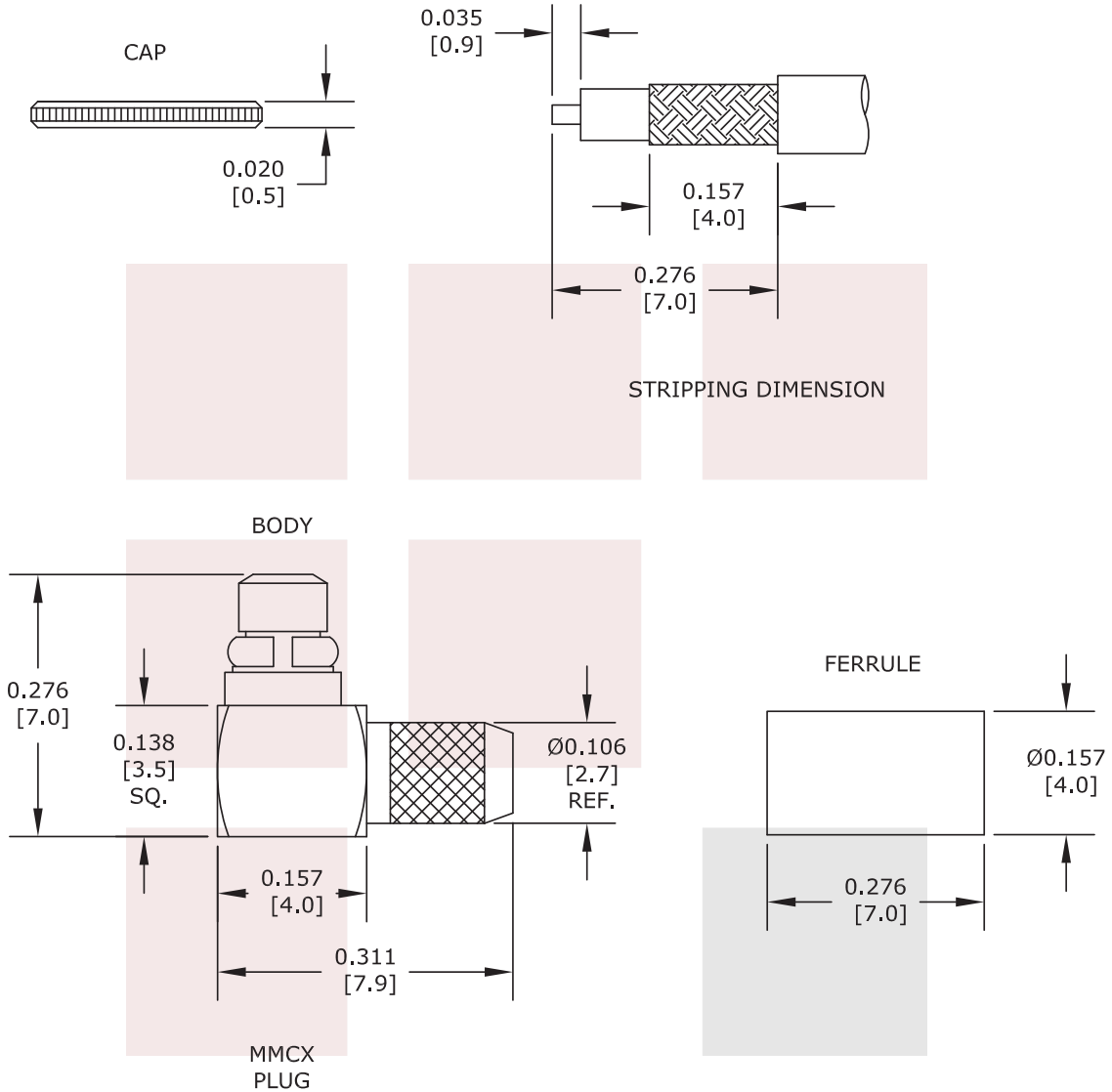
RA MMCX Plug Connector Crimp/Solder Attachment For 0.100 inch, RG316, RG174, RG188, LMR-100, LMR-100A, LMR-100A-FR Cable from Fairview Microwave is in-stock and available to ship same-day. All of our RF/microwave products are available off-the-shelf from our ISO 9001:2008 certified facilities in Allen, Texas. Fairview Microwave is RF on-demand.

For additional information on this product, please click the following link: [RA MMCX Plug Connector Crimp/Solder Attachment For 0.100 inch, RG316, RG174, RG188, LMR-100, LMR-100A, LMR-100A-FR Cable SC9535](#)

URL: <https://www.fairviewmicrowave.com/mmcx-plug-standard-rg316-rg174-connector-sc9535-p.aspx>

The information contained in this document is accurate to the best of our knowledge and representative of the part described herein. It may be necessary to make modifications to the part and/or the documentation of the part, in order to implement improvements. Fairview Microwave reserves the right to make such changes as required. Unless otherwise stated, all specifications are nominal. Fairview Microwave does not make any representation or warranty regarding the suitability of the part described herein for any particular purpose, and Fairview Microwave does not assume any liability arising out of the use of any part or documentation.





STANDARD TOLERANCES	
.X	±0.2
.XX	±0.1
.XXX	±0.05

\*STANDARD TOLERANCES APPLY ONLY TO DIMENSIONS IN INCHES

<b>FAIRVIEW MICROWAVE INC.</b> ALLEN, TX 75013 WWW.FAIRVIEWMICROWAVE.COM		NOTES: 1. UNLESS OTHERWISE SPECIFIED ALL DIMENSIONS ARE NOMINAL. 2. ALL SPECIFICATIONS ARE SUBJECT TO CHANGE WITHOUT NOTICE AT ANY TIME. 3. DIMENSIONS ARE IN INCHES [mm].			
TITLE RA MMCX Plug Connector Crimp/Solder Attachment For 0.100 inch, RG316, RG174, RG188, LMR-100, LMR-100A, LMR-100A-FR Cable		DWG NO <b>SC9535</b>		CAGE CODE <b>3FKR5</b>	
CAD FILE	120716	SHEET	SCALE	N/A	SIZE A 41742

## SMA Male (Plug) Connector For RG316, RG174, RG188, LMR-100, LMR-100A, 0.100 inch Cable, Crimp/Solder, Ni Plated Brass Body, Length 0.59 In

SMA male connector with crimp/solder attachment for 0.100 inch, RG316, RG174, RG188, LMR-100, LMR-100A and LMR-100A-FR, part number SC7059, from Fairview Microwave is in-stock and ships same day. This SMA male connector operates up to a maximum frequency of 6 GHz and offers excellent VSWR of 1.21:1.

Fairview's SMA male connector SC7059 datasheet specifications and outline drawing are shown in this PDF below. Our extensive offering of RF, microwave and millimeter wave connectors allows designers to configure and customize their signal connections however they like. From providing an I/O for a board design to creating a custom cable assembly configuration, Fairview Microwave has a connector solution to meet your needs. Fairview Microwave also has the expertise to build your custom cable assemblies for you and ship them same-day.

### Electrical Specifications

Description	Min	Typ	Max	Units
Frequency Range	DC		6	GHz
VSWR			1.21:1	
Operating Voltage (AC)			335	Vrms

### Mechanical Specifications

<b>Size</b>	
Length	0.593 in [15.06 mm]
Width/Dia.	0.312 in [7.92 mm]
Weight	0.013 lbs [5.9 g]
Mating Torque	3 to 5 in-lbs [0.34 to 0.57 Nm]

### Material Specifications

Description	Material	Plating
Contact	Brass	Gold 50 µin minimum
Insulation	PTFE	
Body	Brass	Nickel 100 µin minimum
Coupling Nut	Brass	Nickel 100 µin minimum

### Environmental Specifications

#### Temperature

Operating Range -65 to +165 deg C

**Compliance Certifications** (see [product page](#) for current document)

### Plotted and Other Data

Notes:



### Configuration:

- SMA Male Connector
- MIL-STD-348A
- 50 Ohms
- Straight Body Geometry
- 0.100 inch, RG316, RG174, RG188, LMR-100, LMR-100A, LMR-100A-FR Interface Type
- Crimp/Solder Attachment
- 5/16 inch Hex

### Features:

- Operating Frequency of 6 GHz Max.
- Excellent VSWR of 1.21:1
- Gold Plated Brass Contact
- 50 µin minimum contact plating

### Applications:

- General Purpose Test
- Custom Cable Assemblies

Fairview Microwave  
 301 Leora Ln., Suite 100  
 Lewisville, TX 75056  
 Tel: 1-800-715-4396 / (972) 649-6678  
 Fax: (972) 649-6689  
[www.fairviewmicrowave.com](http://www.fairviewmicrowave.com)  
[sales@fairviewmicrowave.com](mailto:sales@fairviewmicrowave.com)

SMA Male (Plug) Connector For RG316, RG174, RG188, LMR-100, LMR-100A, 0.100 inch Cable, Crimp/Solder, Ni Plated Brass Body, Length 0.59 In from Fairview Microwave is in-stock and available to ship same-day. All of our RF/microwave products are available off-the-shelf from our ISO 9001:2008 certified facilities in Lewisville, Texas. Fairview Microwave is RF on-demand.

For additional information on this product, please click the following link: [SMA Male \(Plug\) Connector For RG316, RG174, RG188, LMR-100, LMR-100A, 0.100 inch Cable, Crimp/Solder, Ni Plated Brass Body, Length 0.59 In SC7059](#)

URL: <https://www.fairviewmicrowave.com/sma-male-0.100-rg316-rg174-rg188-lmr-100-lmr-100a-lmr-100a-fr-connector-sc7059-p.aspx>

The information contained in this document is accurate to the best of our knowledge and representative of the part described herein. It may be necessary to make modifications to the part and/or the documentation of the part, in order to implement improvements. Fairview Microwave reserves the right to make such changes as required. Unless otherwise stated, all specifications are nominal. Fairview Microwave does not make any representation or warranty regarding the suitability of the part described herein for any particular purpose, and Fairview Microwave does not assume any liability arising out of the use of any part or documentation.





## Times Microwave LMR-100A-UF Low Loss Flexible Coax Cable Black TPE Jacket Ultra Flex



### LMR-100A-UF

#### Configuration

- Low Loss, Outdoor Flexible Cable
- 2 Shield(s)

#### Features

- Max Operating Frequency of 8 GHz
- Phase Velocity 66% VoP
- Stranded Center Conductor Resulting in an Ultra Flexible Coax
- Max Operating Temperature +85°C
- TPE Jacket
- Min Install Bend Radius of 0.25 inches

#### Applications

- Laboratory Applications
- General Purpose RF Interconnect
- RF Test Systems Requiring Highly Flexible Coax
- Antenna Installs

#### Description

LMR-100-UF Ultra Flex version of the 100 series Low Loss Coax from Times Microwave is part of the large product offering by Fairview Microwave of radio frequency coaxial cable types specifically stocked to be ready for same-day shipment. Fairview Microwave LMR-100-UF coax cable is manufactured in an ultra flexible design and has a 50 Ohm impedance. This low loss and ultra flexible 50 Ohm coax cable LMR-100-UF is constructed with a 0.110 inch diameter and Black TPE jacket.

LMR-100-UF flexible 50 Ohm coax cable with TPE jacket is rated for a 8 GHz maximum operating frequency. This 50 Ohm 0.110 inch diameter and low loss ultra flexible coax cable is built with an aluminum double shield count and RF shielding of 90 dB. Times Microwave LMR-100-UF TPE coax is constructed with PE dielectric and a maximum operating temperature of 85 degrees C. Fairview Microwave's offering of LMR-100-UF coax cable provides specs for this wire on its RF coax cable LMR-100-UF datasheet.

LMR-100-UF cable is part of more than one million RF, microwave parts in stock at Fairview Microwave. This Times Microwave low loss ultra flexible LMR-100-UF coax cable is ready to buy and can be shipped worldwide. Fairview Microwave also maintains a wide selection of other radio frequency coaxial cable types that ship same-day from our warehouse as with the rest of our other RF/microwave components.

\* LMR™ is a trademark of Times Microwave Systems.

#### Electrical Specifications

Description	Minimum	Typical	Maximum	Units
Frequency Range	DC		8	GHz
Impedance		50		Ohms
Velocity of Propagation		66		%
Time Delay		1.54 [5.05]		ns/ft [ns/m]
Shielding Effectiveness	90			dB
Dielectric Withstanding Voltage (DC)			500	Vdc
Jacket Spark			2,000	Vrms
Inner Conductor DC Resistance			81	Ohms/1000ft
Outer Conductor DC Resistance			9.5	Ohms/1000ft
Nominal Capacitance		30.8 [101.05]		pF/ft [pF/m]
Nominal Inductance		0.077 [0.25]		uH/ft [uH/m]

Times Microwave LMR-100A-UF Low Loss Flexible  
Coax Cable Black TPE Jacket Ultra Flex



**LMR-100A-UF**

**Electrical Specifications**

Description	Minimum	Typical	Maximum	Units
Input Power (Peak)			600	Watts

**Performance by Frequency Band**

Description	F1	F2	F3	F4	F5	Units
Frequency	50	150	220	450	900	MHz
Attenuation, Typ	5.1	8.9	10.9	15.8	22.8	dB/100ft
	16.73	29.2	35.76	51.84	74.8	dB/100m
Input Power (CW), Max	180	100	83	57	39	Watts

Description	F6	F7	F8	F9	F10	Units
Frequency	1.5	1.8	2	2.5	8	GHz
Attenuation, Typ	30.1	33.2	35.2	39.8	64.1	dB/100ft
	98.75	108.92	115.49	130.58	210.3	dB/100m
Input Power (CW), Max	29	27	25	22	13	Watts

**Mechanical Specifications**

Diameter	0.11 in [2.79 mm]
Weight	0.008 lbs/ft [0.01 kg/m]
Min. Bend Radius (Installation)	0.25 in [6.35 mm]
Min. Bend Radius (Repeated)	1 in [25.4 mm]
Bending Moment	0.1 lbs-ft [0.14 N-m]
Tensile Strength	15 lbs [6.8 kg]
Flat Plate Crush	10 lbs/in [0.18 kg/mm]

**Construction Specifications**

Description	Material and Plating	Diameter
Inner Conductor	Copper, 7 Strands	0.018 in [0.46 mm]
Conductor Type	Stranded	
Dielectric	PE	0.06 in [1.52 mm]
First Shield	Aluminum Tape	0.068 in [1.73 mm]
Second Shield	Tinned Copper	0.083 in [2.11 mm]
Jacket	TPE, Black	0.11 in [2.79 mm]

**Environmental Specifications**

<b>Temperature</b>	
Operating Range	-40 to +85 deg C
Installation Range	-40 to +85 deg C
Storage Range	-70 to +85 deg C

## Times Microwave LMR-100A-UF Low Loss Flexible Coax Cable Black TPE Jacket Ultra Flex



### LMR-100A-UF

**Compliance Certifications** (see [product page](#) for current document)

#### Plotted and Other Data

Notes:

Times Microwave LMR-100A-UF Low Loss Flexible Coax Cable Black TPE Jacket Ultra Flex from Fairview Microwave is in-stock and available to ship same-day. All of our RF/microwave products are available off-the-shelf from our ISO 9001:2008 certified facilities in Lewisville, Texas. Fairview Microwave is RF on-demand.

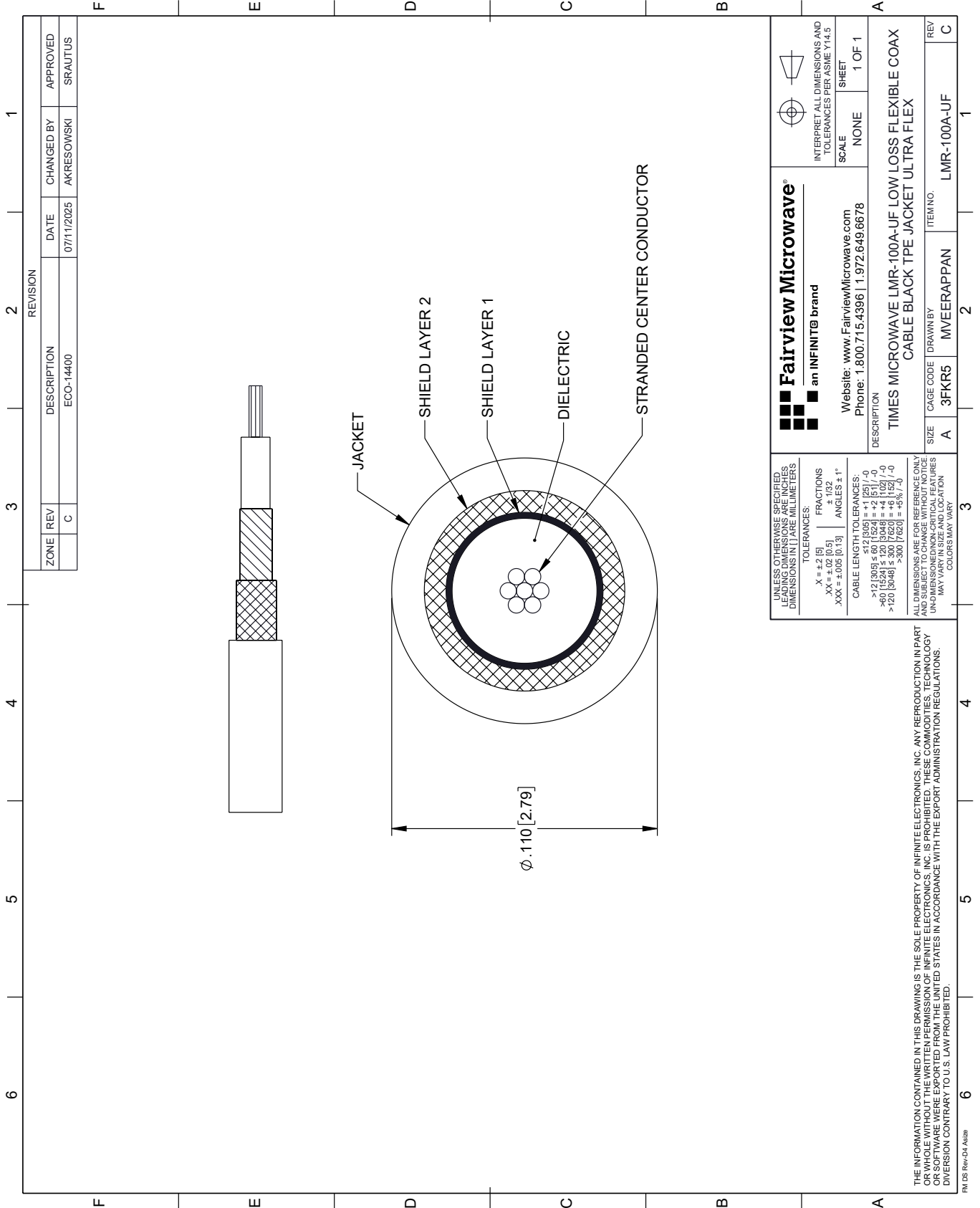
For additional information on this product, please click the following link: [Times Microwave LMR-100A-UF Low Loss Flexible Coax Cable Black TPE Jacket Ultra Flex LMR-100A-UF](#)

URL: <https://www.fairviewmicrowave.com/lmr-100a-uf-low-loss-flexible-coax-cable-tpe-jacket-lmr-100a-uf-p.aspx>

The information contained within this document is accurate to the best of our knowledge and representative of the part described herein. It may be necessary to make modifications to the part and/or the documentation of the part in order to implement improvements. Fairview Microwave reserves the right to make such changes as required. Unless otherwise stated, all specifications are nominal. Fairview Microwave does not make any representation or warranty regarding the suitability of the part described herein for any particular purpose, and Fairview Microwave does not assume liability arising out of the use of any part or document.

# LMR-100A-UF CAD Drawing

Times Microwave LMR-100A-UF Low Loss Flexible Coax Cable Black TPE Jacket Ultra Flex



REVISION		DATE	CHANGED BY	APPROVED	
ZONE	REV	DESCRIPTION	ECO-14400	AKRESOWSKI	SRAUTUS
	C				

**Fairview Microwave**  
an INFINIT® brand

Website: [www.FairviewMicrowave.com](http://www.FairviewMicrowave.com)  
Phone: 1.800.715.4396 | 1.972.649.6678

INTERPRET ALL DIMENSIONS AND TOLERANCES PER ASME Y14.5

SCALE: NONE  
SHEET: 1 OF 1

DESCRIPTION: TIMES MICROWAVE LMR-100A-UF LOW LOSS FLEXIBLE COAX CABLE BLACK TPE JACKET ULTRA FLEX

ITEM NO. LMR-100A-UF

SIZE: A  
CAGE CODE: 3FKR5  
DRAWN BY: MVEERAPPAN

UNLESS OTHERWISE SPECIFIED, LEADING DIMENSIONS ARE IN INCHES. DIMENSIONS IN [ ] ARE MILLIMETERS.

TOLERANCES:  
 .X = ±.2 [5]  
 .XX = ±.02 [0.5]  
 .XXX = ±.005 [0.13]

FRACTIONS: ± 1/32  
 ANGLES: ± 1°

CABLE LENGTH TOLERANCES:  
 ≤ 12 [305] ± .60 [15.24] = ± 2 [51] / -0  
 > 12 [305] ≤ 60 [1524] = ± 1 [25] / -0  
 > 60 [1524] ≤ 120 [3048] = ± 4 [102] / -0  
 > 120 [3048] ≤ 300 [7620] = ± 8 [203] / -0

ALL DIMENSIONS ARE FOR REFERENCE ONLY. UNDIMENSIONED NON-CRITICAL FEATURES MAY VARY IN SIZE AND LOCATION. COLORS MAY VARY.

THE INFORMATION CONTAINED IN THIS DRAWING IS THE SOLE PROPERTY OF INFINITE ELECTRONICS, INC. ANY REPRODUCTION IN PART OR WHOLE WITHOUT THE WRITTEN PERMISSION OF INFINITE ELECTRONICS, INC. IS PROHIBITED. THESE COMMODITIES, TECHNOLOGY OR SOFTWARE WERE EXPORTED FROM THE UNITED STATES IN ACCORDANCE WITH THE EXPORT ADMINISTRATION REGULATIONS. DIVERSION CONTRARY TO U.S. LAW PROHIBITED.

PM DS Rev-D4 Alt2b