

## 10KV Female Bulkhead Connector Crimp/Solder Attachment for RG58 Cable

The Fairview Microwave FMCN45837 is designed for high voltage applications and is rated to 10KV. This 10KV female bulkhead connector utilizes crimp/solder attachment for the contact. Our 10KV female bulkhead IP67 mated coax connector from Fairview Microwave has an interface type of RG58.

The Fairview Microwave 10KV female bulkhead coaxial connector has a PE (HD) dielectric type. This Fairview Microwave 10KV coax cable connector has a brass body with tinned copper plating. Our 10KV female bulkhead connector uses brass contact with gold over nickel over copper plating material. This 10KV female bulkhead coax RF connector is RoHS and REACH compliant, you can find this 10KV female coax connector datasheet specifications above.

Fairview Microwave standard straight female 10 KV bulkhead connector will ship the same day. Our bulkhead 10KV standard straight female high voltage connector is part of over one million RF, microwave, and millimeter wave components in stock and ready for same-day shipment worldwide. We also build custom standard cable assemblies that will ship quickly from our location.

### Electrical Specifications

Description	Min	Typ	Max	Units
Operating Voltage (DC)			10,000	Vdc
Test Voltage (DC)			15,000	Vdc
Inner Cond. DC Resistance			3	mOhms
Outer Cond. DC Resistance			2	mOhms
Insulation Resistance	1,000			MOhms

### Mechanical Specifications

<b>Size</b>	
Length	2.7 in [68.58 mm]
Width/Dia.	0.75 in [19.05 mm]
Height	0.75 in [19.05 mm]
Weight	0.016 lbs [7.26 g]

### Material Specifications

Description	Material	Plating
Contact	Brass	Gold over nickel over copper
Insulation	PE (HD)	
Body	Brass	Tinned Copper
Coupling Nut	Brass	Tinned Copper
Gasket	Silicone	
Crimp Sleeve	Brass	Tinned Copper



### Configuration:

- 10KV Female Connector
- MIL-STD-202
- Straight Body Geometry
- RG58 Interface Type
- Crimp/Solder Attachment
- Bulkhead

### Features:

- Gold over nickel over copper Plated Brass Contact
- IP67
- High Density PE Insulator

### Applications:

- General Purpose Test
- Rack and Panel Mount Applications
- Custom Cable Assemblies
- High Voltage Pulsed RF Transmission

Fairview Microwave  
301 Leora Ln., Suite 100  
Lewisville, TX 75056  
Tel: 1-800-715-4396 / (972) 649-6678  
Fax: (972) 649-6689  
[www.fairviewmicrowave.com](http://www.fairviewmicrowave.com)  
[sales@fairviewmicrowave.com](mailto:sales@fairviewmicrowave.com)

## Environmental Specifications

### Temperature

Operating Range

-55 to +85 deg C

Ingress Protection (IP) Rating

IP67

Salt Spray

MIL-STD-202, Method 101, Condiiton B

## Compliance Certifications (see [product page](#) for current document)

## Plotted and Other Data

Notes:

### Assembly Instruction

A	B	C	D
BODY + LOCK WASHER + GASKET + HEX NUT	CONTACT PIN	GASKET	FERRULE
DIAGRAM	ASSEMBLY INSTRUCTION		
	Step 1: STRIP AS SHOWN.		
	Step 2: SLIDE FERRULE "D" OVER CABLE. Step 3: PUT GASKET "C" AND PIN "B" ON CENTER CONDUCTOR AND SOLDER IN "Y".		
	Step 4: LOOSEN BRAIDING AND SLIDE CONNECTOR "A" IN PLACE.		
	Step 5: SLIDE FERRULE "C" TOWARDS THE CONNECTOR "A" AND CRIMP. (USE 5.5mm/0.217inch HEX SECTION OF INSERT-B)		

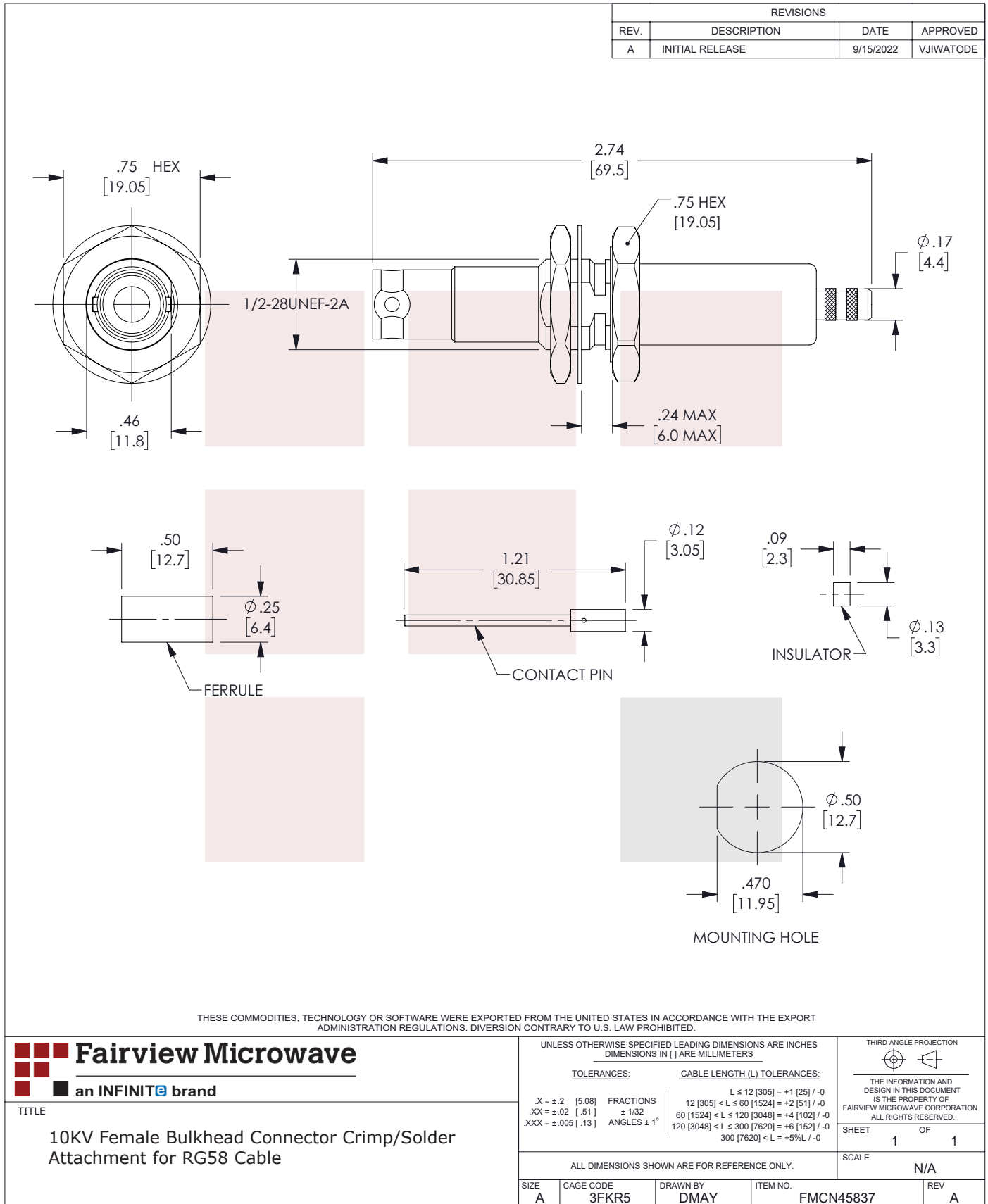
10KV Female Bulkhead Connector Crimp/Solder Attachment for RG58 Cable from Fairview Microwave is in-stock and available to ship same-day. All of our RF/microwave products are available off-the-shelf from our ISO 9001:2008 certified facilities in Lewisville, Texas. Fairview Microwave is RF on-demand.

For additional information on this product, please click the following link: [10KV Female Bulkhead Connector Crimp/Solder Attachment for RG58 Cable FMCN45837](#)

URL: <https://www.fairviewmicrowave.com/10kv-female-rg58-connector-fmcn45837-p.aspx>

The information contained in this document is accurate to the best of our knowledge and representative of the part described herein. It may be necessary to make modifications to the part and/or the documentation of the part, in order to implement improvements. Fairview Microwave reserves the right to make such changes as required. Unless otherwise stated, all specifications are nominal. Fairview Microwave does not make any representation or warranty regarding the suitability of the part described herein for any particular purpose, and Fairview Microwave does not assume any liability arising out of the use of any part or documentation.





T-Rev.D

## 10KV Female Bulkhead Connector Crimp/Solder Attachment for RG58 Cable

The Fairview Microwave FMCN45837 is designed for high voltage applications and is rated to 10KV. This 10KV female bulkhead connector utilizes crimp/solder attachment for the contact. Our 10KV female bulkhead IP67 mated coax connector from Fairview Microwave has an interface type of RG58.

The Fairview Microwave 10KV female bulkhead coaxial connector has a PE (HD) dielectric type. This Fairview Microwave 10KV coax cable connector has a brass body with tinned copper plating. Our 10KV female bulkhead connector uses brass contact with gold over nickel over copper plating material. This 10KV female bulkhead coax RF connector is RoHS and REACH compliant, you can find this 10KV female coax connector datasheet specifications above.

Fairview Microwave standard straight female 10 KV bulkhead connector will ship the same day. Our bulkhead 10KV standard straight female high voltage connector is part of over one million RF, microwave, and millimeter wave components in stock and ready for same-day shipment worldwide. We also build custom standard cable assemblies that will ship quickly from our location.

### Electrical Specifications

Description	Min	Typ	Max	Units
Operating Voltage (DC)			10,000	Vdc
Test Voltage (DC)			15,000	Vdc
Inner Cond. DC Resistance			3	mOhms
Outer Cond. DC Resistance			2	mOhms
Insulation Resistance	1,000			MOhms

### Mechanical Specifications

<b>Size</b>	
Length	2.7 in [68.58 mm]
Width/Dia.	0.75 in [19.05 mm]
Height	0.75 in [19.05 mm]
Weight	0.016 lbs [7.26 g]

### Material Specifications

Description	Material	Plating
Contact	Brass	Gold over nickel over copper
Insulation	PE (HD)	
Body	Brass	Tinned Copper
Coupling Nut	Brass	Tinned Copper
Gasket	Silicone	
Crimp Sleeve	Brass	Tinned Copper



### Configuration:

- 10KV Female Connector
- MIL-STD-202
- Straight Body Geometry
- RG58 Interface Type
- Crimp/Solder Attachment
- Bulkhead

### Features:

- Gold over nickel over copper Plated Brass Contact
- IP67
- High Density PE Insulator

### Applications:

- General Purpose Test
- Rack and Panel Mount Applications
- Custom Cable Assemblies
- High Voltage Pulsed RF Transmission

Fairview Microwave  
301 Leora Ln., Suite 100  
Lewisville, TX 75056  
Tel: 1-800-715-4396 / (972) 649-6678  
Fax: (972) 649-6689  
[www.fairviewmicrowave.com](http://www.fairviewmicrowave.com)  
[sales@fairviewmicrowave.com](mailto:sales@fairviewmicrowave.com)

## Environmental Specifications

### Temperature

Operating Range

-55 to +85 deg C

Ingress Protection (IP) Rating

IP67

Salt Spray

MIL-STD-202, Method 101, Condiiton B

## Compliance Certifications (see [product page](#) for current document)

## Plotted and Other Data

Notes:

### Assembly Instruction

A	B	C	D
BODY + LOCK WASHER + GASKET + HEX NUT	CONTACT PIN	GASKET	FERRULE
DIAGRAM	ASSEMBLY INSTRUCTION		
	Step 1: STRIP AS SHOWN.		
	Step 2: SLIDE FERRULE "D" OVER CABLE. Step 3: PUT GASKET "C" AND PIN "B" ON CENTER CONDUCTOR AND SOLDER IN "Y".		
	Step 4: LOOSEN BRAIDING AND SLIDE CONNECTOR "A" IN PLACE.		
	Step 5: SLIDE FERRULE "C" TOWARDS THE CONNECTOR "A" AND CRIMP. (USE 5.5mm/0.217inch HEX SECTION OF INSERT-B)		

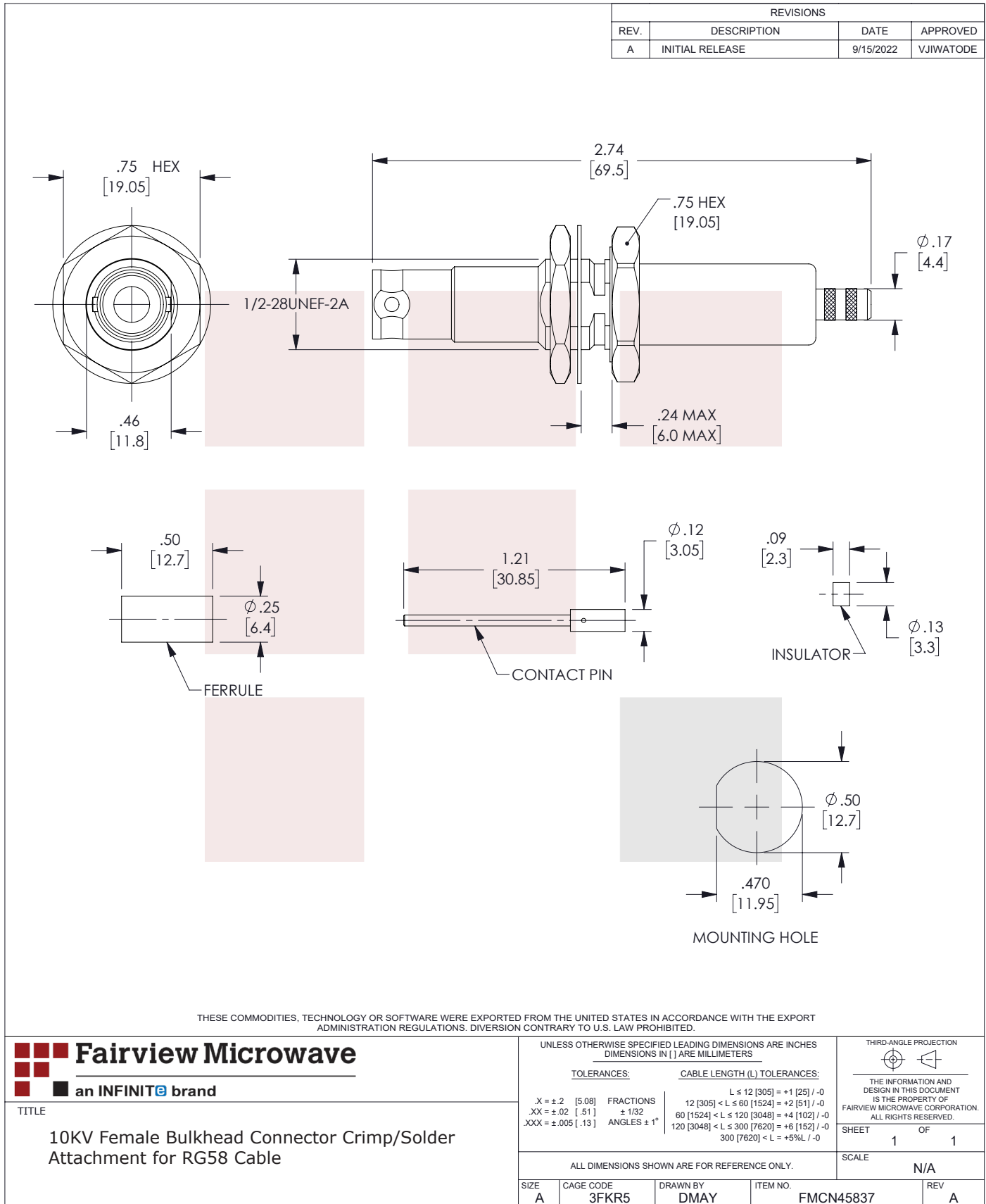
10KV Female Bulkhead Connector Crimp/Solder Attachment for RG58 Cable from Fairview Microwave is in-stock and available to ship same-day. All of our RF/microwave products are available off-the-shelf from our ISO 9001:2008 certified facilities in Lewisville, Texas. Fairview Microwave is RF on-demand.

For additional information on this product, please click the following link: [10KV Female Bulkhead Connector Crimp/Solder Attachment for RG58 Cable FMCN45837](#)

URL: <https://www.fairviewmicrowave.com/10kv-female-rg58-connector-fmcn45837-p.aspx>

The information contained in this document is accurate to the best of our knowledge and representative of the part described herein. It may be necessary to make modifications to the part and/or the documentation of the part, in order to implement improvements. Fairview Microwave reserves the right to make such changes as required. Unless otherwise stated, all specifications are nominal. Fairview Microwave does not make any representation or warranty regarding the suitability of the part described herein for any particular purpose, and Fairview Microwave does not assume any liability arising out of the use of any part or documentation.






T-Rev.D



## Times Microwave LMR-195 Low Loss Flexible Coax Cable Black PE Jacket



### LMR-195



## Times Microwave Systems Connector Specification

### Configuration

- Low Loss, Outdoor Flexible Cable
- 2 Shield(s)

### Features

- Max Operating Frequency of 8 GHz
- Low Loss Cable
- Phase Velocity 80% VoP

### Applications

- Laboratory Applications
- General Purpose RF Interconnect

### Description

LMR-195 coax cable from Fairview is only one of a large number of radio frequency twinaxial and coaxial cable types specifically stocked to be ready for quick shipment. Fairview Microwave LMR-195 coax cable is manufactured in a flexible design and has a 50 Ohm impedance. This low loss flexible 50 Ohm coax cable LMR-195 is constructed with a 0.195 inch diameter and PE jacket.

LMR-195 flexible 50 Ohm coax cable with PE jacket is rated for a 8 GHz maximum operating frequency. This 50 Ohm 0.195 inch diameter and low loss flexible coax cable is built with a shield count of 2 and RF shielding of 90 dB.

Fairview Microwave LMR-195 coax is constructed with PE (F) dielectric and a maximum operating temperature of 85 degrees C. Times Microwave LMR-195 coax cable specs for this wire properties can be found on its RF coax cable LMR-195 datasheet PDF specifications above.


LMR-195 cable is part of more than one million RF, microwave and millimeter wave parts in stock at Fairview. This Times Microwave low loss LMR-195 coax cable is ready to buy and can be shipped worldwide. Fairview also maintains a wide selection of other radio frequency twinaxial and coaxial cable types that ship same-day from our warehouse as with the rest of our other RF/microwave and millimeter wave components.

\* LMR™ is a trademark of Times Microwave Systems.

### Electrical Specifications

Description	Minimum	Typical	Maximum	Units
Frequency Range	DC		8	GHz
Cutoff Frequency		41		GHz
Impedance		50		Ohms
Velocity of Propagation		80		%
Time Delay		1.27 [4.17]		ns/ft [ns/m]
Shielding Effectiveness	90			dB
Dielectric Withstanding Voltage (DC)			1,000	Vdc
Jacket Spark			3,000	Vrms
Inner Conductor DC Resistance			7.6	Ohms/1000ft

## Times Microwave LMR-195 Low Loss Flexible Coax Cable Black PE Jacket



### LMR-195

#### Electrical Specifications

Description	Minimum	Typical	Maximum	Units
Outer Conductor DC Resistance			4.9	Ohms/1000ft
Nominal Capacitance		25.4 [83.33]		pF/ft [pF/m]
Nominal Inductance		0.064 [0.21]		uH/ft [uH/m]
Input Power (Peak)			2.5	kWatts

#### Performance by Frequency Band

Description	F1	F2	F3	F4	F5	Units
Frequency	50	150	220	450	900	MHz
Attenuation, Typ	2.5	4.4	5.4	7.8	11.1	dB/100ft
	8.2	14.44	17.72	25.59	36.42	dB/100m
Input Power (CW), Max	680	390	320	220	160	Watts

Description	F6	F7	F8	F9	F10	Units
Frequency	1.5	1.8	2	2.5	5.8	GHz
Attenuation, Typ	14.5	16	16.9	19	29.9	dB/100ft
	47.57	52.49	55.45	62.34	98.1	dB/100m
Input Power (CW), Max	120	110	100	90	60	Watts


#### Mechanical Specifications

Diameter	0.195 in [4.95 mm]
Weight	0.022 lbs/ft [0.03 kg/m]
Min. Bend Radius (Installation)	0.5 in [12.7 mm]
Min. Bend Radius (Repeated)	2 in [50.8 mm]
Bending Moment	0.2 lbs-ft [0.27 N-m]
Tensile Strength	40 lbs [18.14 kg]
Flat Plate Crush	15 lbs/in [0.27 kg/mm]

#### Construction Specifications

Description	Material and Plating	Diameter
Inner Conductor	Copper, 1 Strand	0.037 in [0.94 mm]
Conductor Type	Solid	
Dielectric	PE (F)	0.11 in [2.79 mm]
First Shield	Aluminum Tape	
Second Shield	Tinned Copper Braid	
Jacket	PE, Black	0.195 in [4.95 mm]

## Times Microwave LMR-195 Low Loss Flexible Coax Cable Black PE Jacket



### LMR-195

---

#### Environmental Specifications

##### Temperature

Operating Range	-40 to 85 deg C
Storage Range	-70 to 85 deg C

**Compliance Certifications** (see [product page](#) for current document)

#### Plotted and Other Data

Notes:

Times Microwave LMR-195 Low Loss Flexible Coax Cable Black PE Jacket from Fairview Microwave is in-stock and available to ship same-day. All of our RF/microwave products are available off-the-shelf from our ISO 9001:2008 certified facilities in Lewisville, Texas. Fairview Microwave is RF on-demand.

For additional information on this product, please click the following link: [Times Microwave LMR-195 Low Loss Flexible Coax Cable Black PE Jacket LMR-195](#)

URL: <https://www.fairviewmicrowave.com/lmr195-low-loss-flexible-coax-cable-pe-jacket-lmr-195-p.aspx>

The information contained within this document is accurate to the best of our knowledge and representative of the part described herein. It may be necessary to make modifications to the part and/or the documentation of the part in order to implement improvements. Fairview Microwave reserves the right to make such changes as required. Unless otherwise stated, all specifications are nominal. Fairview Microwave does not make any representation or warranty regarding the suitability of the part described herein for any particular purpose, and Fairview Microwave does not assume liability arising out of the use of any part or document.

LMR-195 CAD Drawing
Times Microwave LMR-195 Low Loss Flexible Coax Cable Black PE Jacket

