

RA 2.2-5 Male Low PIM Connector Solder Attachment for FM-1/4SFHC, SPP-250-LLPL, SPO-250, SPF-250 Cable

RA 2.2-5 male connector with solder/solder attachment for FM-1/4SFHC, SPP-250-LLPL, SPO-250 and SPF-250, part number FMCN1714, from Fairview Microwave is in-stock and ships same day. This 2.2-5 male connector operates up to a maximum frequency of 6 GHz and offers good VSWR of 1.35:1. The 2.2-5 male connector also has low passive intermodulation (PIM) of -160 dBc. Its right angle body geometry facilitates connections in tight spaces.

Fairview's RA 2.2-5 male connector FMCN1714 datasheet specifications and outline drawing are shown in this PDF below. Our extensive offering of RF, microwave and millimeter wave connectors allows designers to configure and customize their signal connections however they like. From providing an I/O for a board design to creating a custom cable assembly configuration, Fairview Microwave has a connector solution to meet your needs. Fairview Microwave also has the expertise to build your custom cable assemblies for you and ship them same-day.

Electrical Specifications

Description	Min	Typ	Max	Units
Frequency Range	DC		6	GHz
VSWR			1.35:1	
Passive Intermodulation			-160	dBc
DWV (AC)			750	Vrms

Performance by Frequency

Description	F1	F2	F3	F4	F5	Units
Freq. Range	DC to 3	3 to 6				GHz
VSWR, Max	1.25:1	1.35:1				

Mechanical Specifications

Size	
Length	0.98 in [24.89 mm]
Width/Dia.	0.69 in [17.53 mm]
Weight	0.0445 lbs [20.18 g]

Material Specifications

Description	Material	Plating
Contact	Brass	Silver
Insulation	PTFE	
Body	Brass	Tri-Metal
Coupling Nut	Brass	Tri-Metal
O-Ring	Silicone	



Configuration:

- 2.2-5 Male Connector
- 50 Ohms
- Right Angle Body Geometry
- FM-1/4SFHC, SPP-250-LLPL, SPO-250, SPF-250 Interface Type
- Solder/Solder Attachment
- Low PIM Design

Features:

- Operating Frequency of 6 GHz Max.
- Good VSWR of 1.35:1
- PIM levels better than -160 dBc
- Silver Plated Brass Contact

Applications:

- General Purpose Test
- Wireless Communications
- Custom Cable Assemblies
- Low PIM Applications

Fairview Microwave
 301 Leora Ln., Suite 100
 Lewisville, TX 75056
 Tel: 1-800-715-4396 / (972) 649-6678
 Fax: (972) 649-6689
www.fairviewmicrowave.com
sales@fairviewmicrowave.com

Environmental Specifications

Temperature

Operating Range -40 to +155 deg C

Compliance Certifications (see [product page](#) for current document)

Plotted and Other Data

Notes:

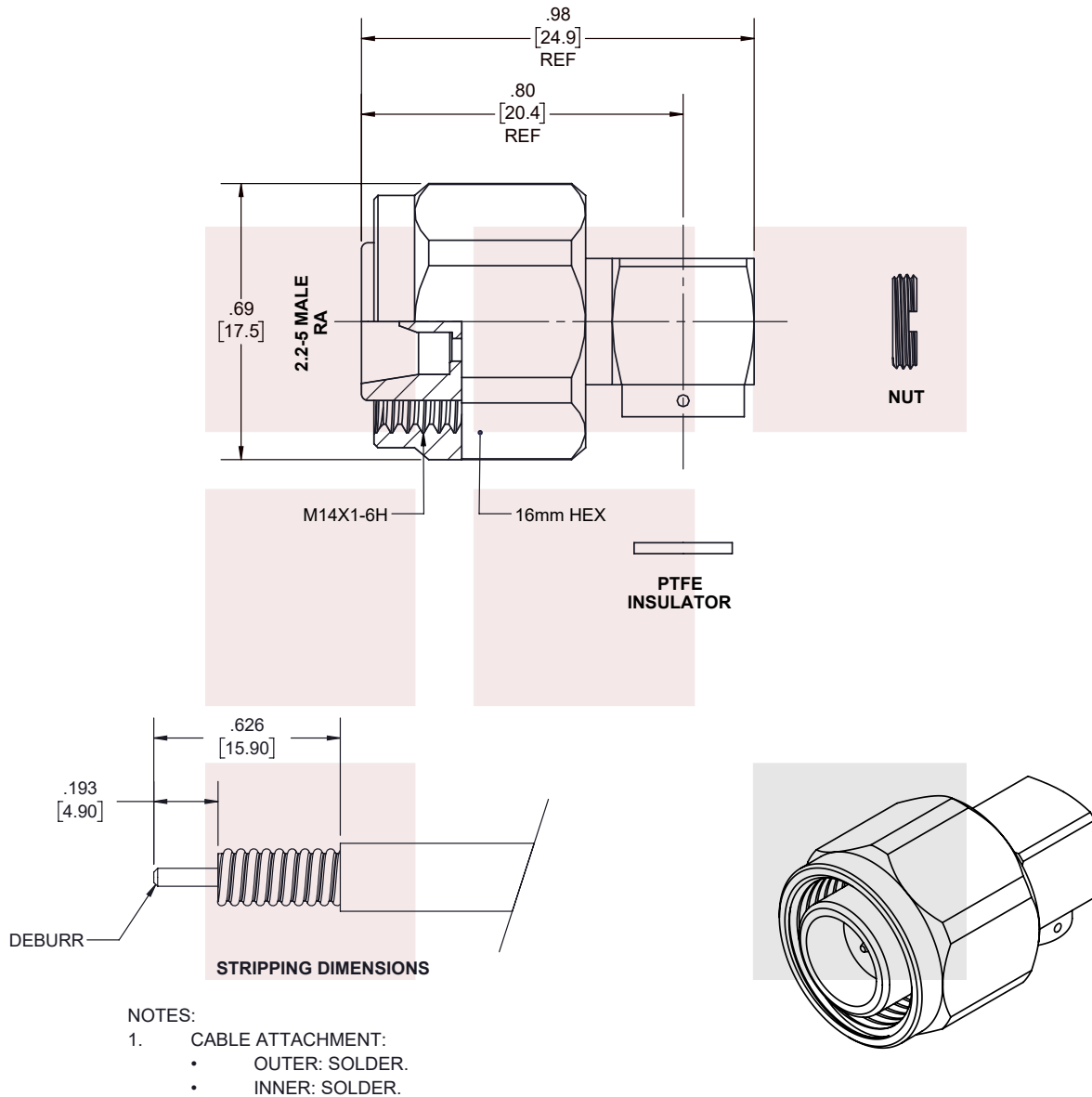
RA 2.2-5 Male Low PIM Connector Solder Attachment for FM-1/4SFHC, SPP-250-LLPL, SPO-250, SPF-250 Cable from Fairview Microwave is in-stock and available to ship same-day. All of our RF/microwave products are available off-the-shelf from our ISO 9001:2008 certified facilities in Lewisville, Texas. Fairview Microwave is RF on-demand.

For additional information on this product, please click the following link: [RA 2.2-5 Male Low PIM Connector Solder Attachment for FM-1/4SFHC, SPP-250-LLPL, SPO-250, SPF-250 Cable FMCN1714](#)

URL: <https://www.fairviewmicrowave.com/invalid-alias-male-spp-250-llpl-spo-250-spf-250-connector-fmcn1714-p.aspx>

The information contained in this document is accurate to the best of our knowledge and representative of the part described herein. It may be necessary to make modifications to the part and/or the documentation of the part, in order to implement improvements. Fairview Microwave reserves the right to make such changes as required. Unless otherwise stated, all specifications are nominal. Fairview Microwave does not make any representation or warranty regarding the suitability of the part described herein for any particular purpose, and Fairview Microwave does not assume any liability arising out of the use of any part or documentation.

REVISIONS			
REV.	DESCRIPTION	DATE	APPROVED
A	INITIAL RELEASE	1/12/2021	S.ELLIS



THESE COMMODITIES, TECHNOLOGY OR SOFTWARE WERE EXPORTED FROM THE UNITED STATES IN ACCORDANCE WITH THE EXPORT ADMINISTRATION REGULATIONS. DIVERSION CONTRARY TO U.S. LAW PROHIBITED.

TITLE
RA 2.2-5 Male Low PIM Connector Solder Attachment
for FM-1/4SFHC, SPP-250-LLPL, SPO-250, SPF-250
Cable

UNLESS OTHERWISE SPECIFIED LEADING DIMENSIONS ARE INCHES DIMENSIONS IN [] ARE MILLIMETERS		THIRD-ANGLE PROJECTION	
TOLERANCES:		CABLE LENGTH (L) TOLERANCES:	
.X = ±.2 [5.08]	FRACTIONS	L ≤ 12 [305] = +1 [25] / -0	 THE INFORMATION AND DESIGN IN THIS DOCUMENT IS THE PROPERTY OF FAIRVIEW MICROWAVE CORPORATION. ALL RIGHTS RESERVED.
.XX = ±.02 [.51]	± 1/32	12 [305] < L ≤ 60 [1524] = +2 [51] / -0	
.XXX = ±.005 [.13]	ANGLES ± 1°	60 [1524] < L ≤ 120 [3048] = +4 [102] / -0	
		120 [3048] < L ≤ 300 [7620] = +6 [152] / -0	
		300 [7620] < L = +5%L / -0	
ALL DIMENSIONS SHOWN ARE FOR REFERENCE ONLY.			
SIZE A	CAGE CODE 3FKR5	DRAWN BY K.DANG	ITEM NO. FMCN1714
			REV A

SHEET 1 OF 1

SCALE N/A

RA 2.2-5 Male Low PIM Connector Solder Attachment for FM-1/4SFHC, SPP-250-LLPL, SPO-250, SPF-250 Cable

RA 2.2-5 male connector with solder/solder attachment for FM-1/4SFHC, SPP-250-LLPL, SPO-250 and SPF-250, part number FMCN1714, from Fairview Microwave is in-stock and ships same day. This 2.2-5 male connector operates up to a maximum frequency of 6 GHz and offers good VSWR of 1.35:1. The 2.2-5 male connector also has low passive intermodulation (PIM) of -160 dBc. Its right angle body geometry facilitates connections in tight spaces.

Fairview's RA 2.2-5 male connector FMCN1714 datasheet specifications and outline drawing are shown in this PDF below. Our extensive offering of RF, microwave and millimeter wave connectors allows designers to configure and customize their signal connections however they like. From providing an I/O for a board design to creating a custom cable assembly configuration, Fairview Microwave has a connector solution to meet your needs. Fairview Microwave also has the expertise to build your custom cable assemblies for you and ship them same-day.

Electrical Specifications

Description	Min	Typ	Max	Units
Frequency Range	DC		6	GHz
VSWR			1.35:1	
Passive Intermodulation			-160	dBc
DWV (AC)			750	Vrms

Performance by Frequency

Description	F1	F2	F3	F4	F5	Units
Freq. Range	DC to 3	3 to 6				GHz
VSWR, Max	1.25:1	1.35:1				

Mechanical Specifications

Size	
Length	0.98 in [24.89 mm]
Width/Dia.	0.69 in [17.53 mm]
Weight	0.0445 lbs [20.18 g]

Material Specifications

Description	Material	Plating
Contact	Brass	Silver
Insulation	PTFE	
Body	Brass	Tri-Metal
Coupling Nut	Brass	Tri-Metal
O-Ring	Silicone	



Configuration:

- 2.2-5 Male Connector
- 50 Ohms
- Right Angle Body Geometry
- FM-1/4SFHC, SPP-250-LLPL, SPO-250, SPF-250 Interface Type
- Solder/Solder Attachment
- Low PIM Design

Features:

- Operating Frequency of 6 GHz Max.
- Good VSWR of 1.35:1
- PIM levels better than -160 dBc
- Silver Plated Brass Contact

Applications:

- General Purpose Test
- Wireless Communications
- Custom Cable Assemblies
- Low PIM Applications

Fairview Microwave
301 Leora Ln., Suite 100
Lewisville, TX 75056
Tel: 1-800-715-4396 / (972) 649-6678
Fax: (972) 649-6689
www.fairviewmicrowave.com
sales@fairviewmicrowave.com

Environmental Specifications

Temperature

Operating Range -40 to +155 deg C

Compliance Certifications (see [product page](#) for current document)

Plotted and Other Data

Notes:

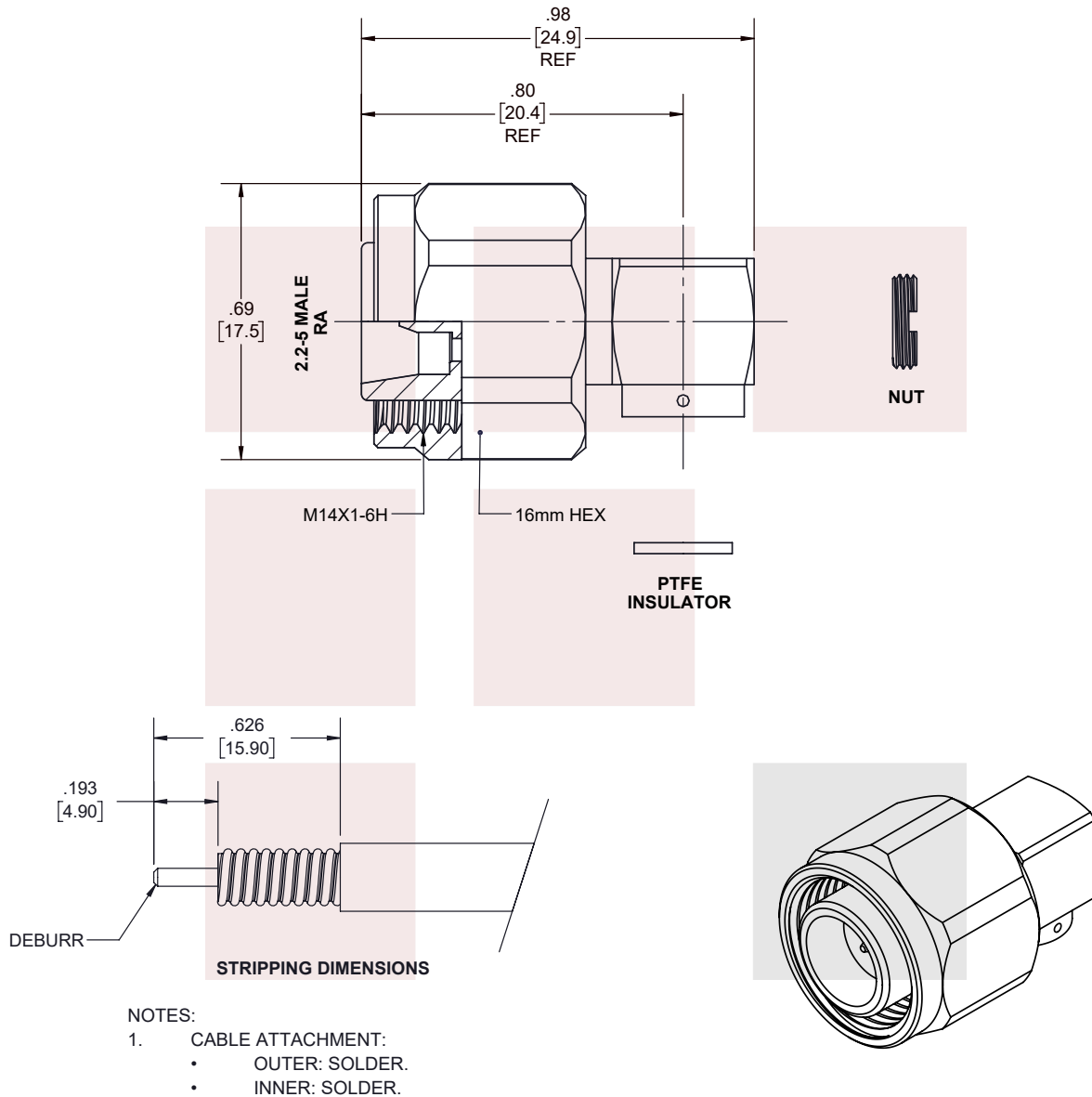
RA 2.2-5 Male Low PIM Connector Solder Attachment for FM-1/4SFHC, SPP-250-LLPL, SPO-250, SPF-250 Cable from Fairview Microwave is in-stock and available to ship same-day. All of our RF/microwave products are available off-the-shelf from our ISO 9001:2008 certified facilities in Lewisville, Texas. Fairview Microwave is RF on-demand.

For additional information on this product, please click the following link: [RA 2.2-5 Male Low PIM Connector Solder Attachment for FM-1/4SFHC, SPP-250-LLPL, SPO-250, SPF-250 Cable FMCN1714](#)

URL: <https://www.fairviewmicrowave.com/invalid-alias-male-spp-250-llpl-spo-250-spf-250-connector-fmcn1714-p.aspx>

The information contained in this document is accurate to the best of our knowledge and representative of the part described herein. It may be necessary to make modifications to the part and/or the documentation of the part, in order to implement improvements. Fairview Microwave reserves the right to make such changes as required. Unless otherwise stated, all specifications are nominal. Fairview Microwave does not make any representation or warranty regarding the suitability of the part described herein for any particular purpose, and Fairview Microwave does not assume any liability arising out of the use of any part or documentation.

REVISIONS			
REV.	DESCRIPTION	DATE	APPROVED
A	INITIAL RELEASE	1/12/2021	S.ELLIS



THESE COMMODITIES, TECHNOLOGY OR SOFTWARE WERE EXPORTED FROM THE UNITED STATES IN ACCORDANCE WITH THE EXPORT ADMINISTRATION REGULATIONS. DIVERSION CONTRARY TO U.S. LAW PROHIBITED.

TITLE
RA 2.2-5 Male Low PIM Connector Solder Attachment
for FM-1/4SFHC, SPP-250-LLPL, SPO-250, SPF-250
Cable

UNLESS OTHERWISE SPECIFIED LEADING DIMENSIONS ARE INCHES DIMENSIONS IN [] ARE MILLIMETERS		THIRD-ANGLE PROJECTION	
TOLERANCES:		CABLE LENGTH (L) TOLERANCES:	
.X = ±.2 [5.08]	FRACTIONS	L ≤ 12 [305] = +1 [25] / -0	 THE INFORMATION AND DESIGN IN THIS DOCUMENT IS THE PROPERTY OF FAIRVIEW MICROWAVE CORPORATION. ALL RIGHTS RESERVED.
.XX = ±.02 [.51]	± 1/32	12 [305] < L ≤ 60 [1524] = +2 [51] / -0	
.XXX = ±.005 [.13]	ANGLES ± 1°	60 [1524] < L ≤ 120 [3048] = +4 [102] / -0	
		120 [3048] < L ≤ 300 [7620] = +6 [152] / -0	
		300 [7620] < L = +5%L / -0	
ALL DIMENSIONS SHOWN ARE FOR REFERENCE ONLY.			
SIZE A	CAGE CODE 3FKR5	DRAWN BY K.DANG	ITEM NO. FMCN1714
			REV A

SHEET 1 OF 1

SCALE N/A

SPP-250-LLPL Low Loss Corrugated Coax Cable Blue FEP Jacket Superflexible

Times Microwave Systems Coax Cable Specification

SPP-250-LLPL low loss plenum rated coax cable by Times Microwave is in-stock and ships same day. The SPP-250-LLPL coaxial cable features a low loss dielectric, solid copper center conductor and a helically corrugated, copper outer conductor. These features combine to make the Times Microwave SPP-250-LLPL an extremely flexible, low PIM coax cable, ideally suited for Small Cells, Distributed Antenna Systems (DAS) or other plenum installations. The tough jacket, made from an FEP fluoropolymer, provides moisture and UV protection.

A datasheet and specifications for Times Microwave SPP-250-LLPL coax cable, supplied by Fairview Microwave, are shown in this PDF below. Our extensive offering of RF, microwave and millimeter wave components allows designers to configure and customize their signal connections however they like. For providing low PIM jumper connections, low PIM feeder cables or connecting Small Cells, Fairview Microwave has the right cables for the job.

Electrical Specifications

Description	Min	Typ	Max	Units
Frequency Range	DC		5.8	GHz
Impedance		50		Ohms
Velocity of Propagation		76		%
Shielding Effectiveness	100			dB
Passive Intermodulation			-160	dBc
Inner Conductor DC Resist.			3	Ohms/1000ft
Nominal Capacitance		29 [95.14]		pF/ft [pF/m]
Nominal Inductance		0.067 [0.22]		uH/ft [uH/m]

Performance by Frequency Band

Description	F1	F2	F3	F4	F5	Units
Frequency	0.45	1.9	2.3	4.9	5.8	GHz
Attenuation, Typ	3.8 12.47	8.1 26.57	9 29.53	13.5 44.29	14.8 48.56	dB/100ft dB/100m
Power In (CW), Max	1,010	470	430	280	260	Watts

Mechanical Specifications

Diameter	0.28 in [7.11 mm]
Min. Bend Radius (Installation)	1.25 in [31.75 mm]
Bending Moment	0.8 lbs-ft [1.08 N-m]

Construction Specifications

Description	Material and Plating	Diameter
Inner Conductor	Copper, 1 Strands	0.068 in [1.73 mm]



Configuration:

- Low Loss, Plenum Corrugated Cable

Features:

- UL910 Plenum Rated Cable
- PIM < -160 dBc
- Excellent Shielding >100 dB
- Lightweight and Extremely Flexible
- Low Loss
- UV Resistant Jacket

Applications:

- Small Cells
- Distributed Antenna Systems (DAS)
- Plenum Installations
- PIM Testing
- Multi-Carrier Communication Systems

Fairview Microwave
301 Leora Ln., Suite 100
Lewisville, TX 75056
Tel: 1-800-715-4396 / (972) 649-6678
Fax: (972) 649-6689
www.fairviewmicrowave.com
sales@fairviewmicrowave.com

Conductor Type	Solid	
Dielectric	PTFE	0.19 in [4.83 mm]
Outer Conductor	Copper Corrugated	0.25 in [6.35 mm]
Jacket	FEP, Blue	0.28 in [7.11 mm]

Environmental Specifications

Temperature

Operating Range -55 to +200 deg C

Compliance Certifications (see [product page](#) for current document)

Plotted and Other Data

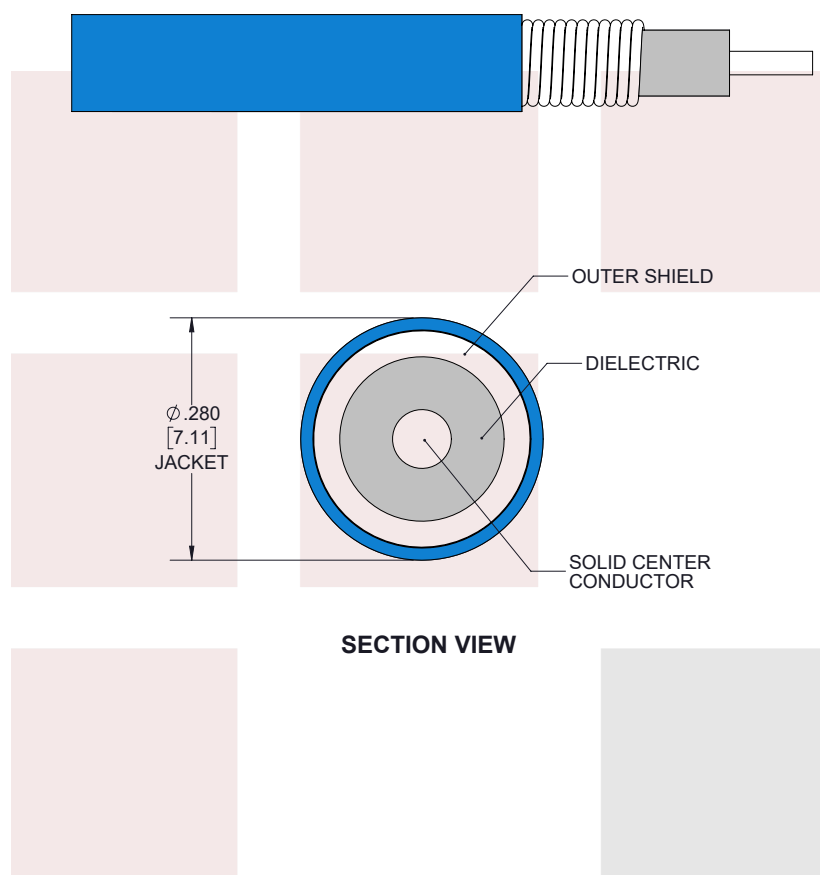
Notes:

SPP-250-LLPL Low Loss Corrugated Coax Cable Blue FEP Jacket Superflexible from Fairview Microwave has same day shipment for domestic and International orders. Our RF, microwave and fiber optic products maintain a 99% availability and are part of the broadest selection in the industry.

Click the following link to obtain additional part information: [SPP-250-LLPL Low Loss Corrugated Coax Cable Blue FEP Jacket Superflexible SPP-250-LLPL](#)

URL: <https://www.fairviewmicrowave.com/spp250llpl-low-loss-corrugated-coax-cable-fep-jacket-spp-250-llpl-p.aspx>

The information contained in this document is accurate to the best of our knowledge and representative of the part described herein. It may be necessary to make modifications to the part and/or the documentation of the part, in order to implement improvements. Fairview Microwave reserves the right to make such changes as required. Unless otherwise stated, all specifications are nominal. Fairview Microwave does not make any representation or warranty regarding the suitability of the part described herein for any particular purpose, and Fairview Microwave does not assume any liability arising out of the use of any part or documentation.



STANDARD TOLERANCES

.X	±0.2
.XX	±0.01
.XXX	±0.005

*STANDARD TOLERANCES APPLY
ONLY TO DIMENSIONS IN INCHES

FAIRVIEW MICROWAVE INC. ALLEN, TX 75013 WWW.FAIRVIEWMICROWAVE.COM		NOTES: 1. UNLESS OTHERWISE SPECIFIED ALL DIMENSIONS ARE NOMINAL. 2. ALL SPECIFICATIONS ARE SUBJECT TO CHANGE WITHOUT NOTICE AT ANY TIME. 3. DIMENSIONS ARE IN INCHES [mm].				
TITLE SPP-250-LLPL Low Loss Corrugated Coax Cable Blue FEP Jacket Superflexible SECTION VIEW	DWG NO SPP-250-LLPL			CAGE CODE 3FKR5		
	CAD FILE 022118	SHEET 1 OF 1	SCALE N/A	SIZE A	7361	