

SSMC Plug Connector Crimp/Solder Attachment for RG316, RG174, RG188, 0.100 inch, LMR-100, LMR-100A, LMR-100A-FR Cable

SSMC plug connector with crimp/solder attachment for RG316, RG174, RG188, 0.100 inch, LMR-100, LMR-100A and LMR-100A-FR, part number SC8860, from Fairview Microwave is in-stock and ships same day. This SSMC plug connector operates up to a maximum frequency of 12.4 GHz and offers good VSWR of 1.5:1.

Fairview's SSMC plug connector SC8860 datasheet specifications and outline drawing are shown in this PDF below. Our extensive offering of RF, microwave and millimeter wave connectors allows designers to configure and customize their signal connections however they like. From providing an I/O for a board design to creating a custom cable assembly configuration, Fairview Microwave has a connector solution to meet your needs. Fairview Microwave also has the expertise to build your custom cable assemblies for you and ship them same-day.

Electrical Specifications

Description	Min	Typ	Max	Units
Frequency Range	DC		12.4	GHz
VSWR			1.5:1	
Insulation Resistance	1,000			MOhms

Mechanical Specifications

Size	
Length	0.787 in [19.99 mm]
Weight	0.005 lbs [2.27 g]
Mating Cycles	500 Cycles
Mating Torque	1 in-lbs [0.11 Nm]

Material Specifications

Description	Material	Plating
Contact	Beryllium Copper	Gold
Insulation	PTFE	
Body	Beryllium Copper	Gold
Coupling Nut	Brass	Gold

Environmental Specifications

Temperature

Operating Range	-45 to +120 deg C
-----------------	-------------------

Compliance Certifications (see [product page](#) for current document)

Plotted and Other Data

Notes:



Configuration:

- SSMC Plug Connector
- 50 Ohms
- Straight Body Geometry
- RG316, RG174, RG188, 0.100 inch, LMR-100, LMR-100A, LMR-100A-FR Interface Type
- Crimp/Solder Attachment
- 5/32 inch Hex

Features:

- Operating Frequency of 12.4 GHz Max.
- Good VSWR of 1.5:1
- Gold Plated Beryllium Copper Contact

Applications:

- General Purpose Test
- Custom Cable Assemblies


Fairview Microwave
301 Leora Ln., Suite 100
Lewisville, TX 75056
Tel: 1-800-715-4396 / (972) 649-6678
Fax: (972) 649-6689
www.fairviewmicrowave.com
sales@fairviewmicrowave.com

SSMC Plug Connector Crimp/Solder Attachment for RG316, RG174, RG188, 0.100 inch, LMR-100, LMR-100A, LMR-100A-FR Cable from Fairview Microwave is in-stock and available to ship same-day. All of our RF/microwave products are available off-the-shelf from our ISO 9001:2008 certified facilities in Lewisville, Texas. Fairview Microwave is RF on-demand.

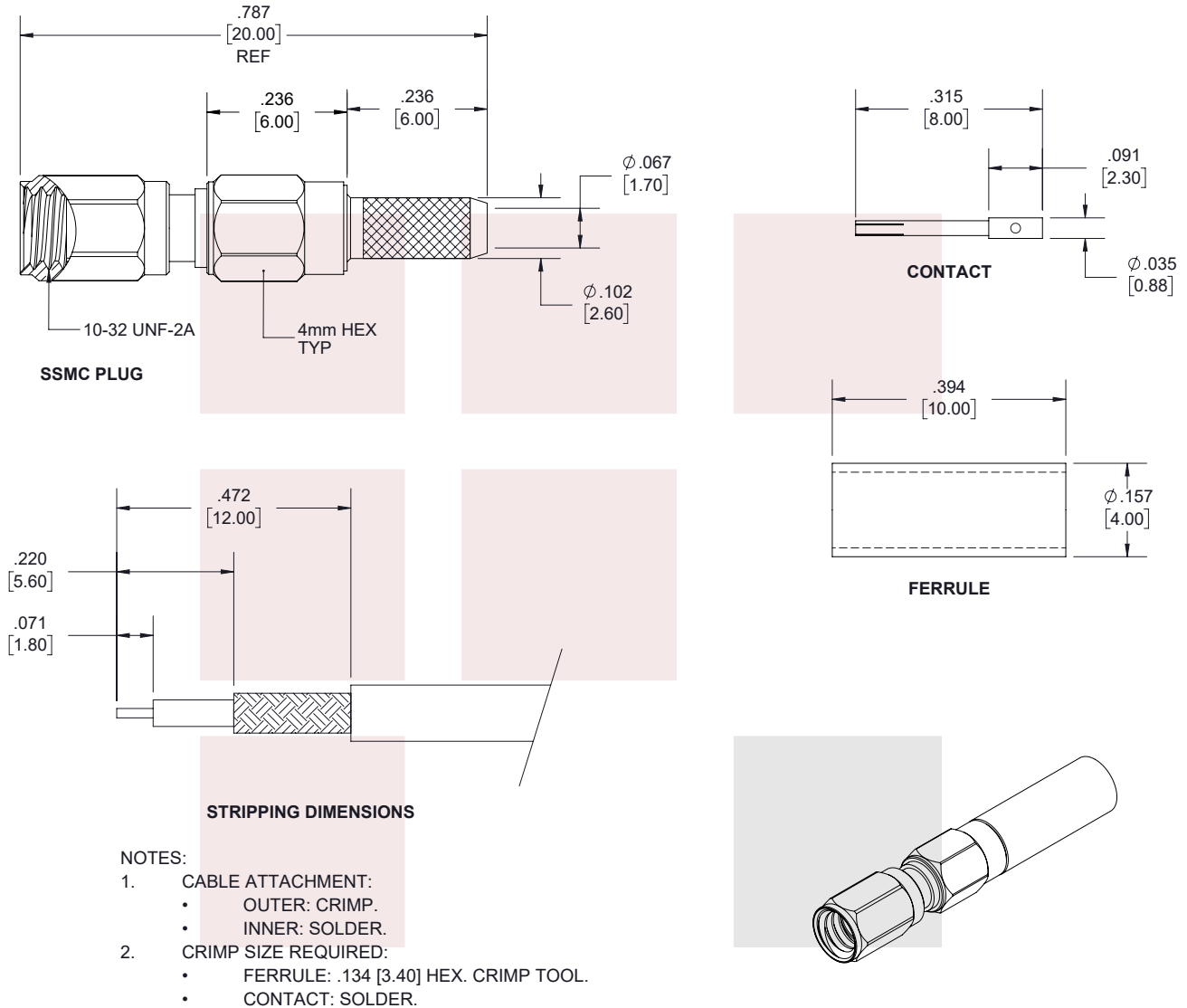
For additional information on this product, please click the following link: [SSMC Plug Connector Crimp/Solder Attachment for RG316, RG174, RG188, 0.100 inch, LMR-100, LMR-100A, LMR-100A-FR Cable SC8860](#)

URL: <https://www.fairviewmicrowave.com/ssmc-male-rg316-rg174-rg188-0.100-lmr-100-lmr-100a-lmr-100a-fr-connector-sc8860-p.aspx>

The information contained in this document is accurate to the best of our knowledge and representative of the part described herein. It may be necessary to make modifications to the part and/or the documentation of the part, in order to implement improvements. Fairview Microwave reserves the right to make such changes as required. Unless otherwise stated, all specifications are nominal. Fairview Microwave does not make any representation or warranty regarding the suitability of the part described herein for any particular purpose, and Fairview Microwave does not assume any liability arising out of the use of any part or documentation.



REVISIONS			
REV.	DESCRIPTION	DATE	APPROVED
A	PCR PE45209/ SC8860 2011127	12/13/19	S.ELLIS



THESE COMMODITIES, TECHNOLOGY OR SOFTWARE WERE EXPORTED FROM THE UNITED STATES IN ACCORDANCE WITH THE EXPORT ADMINISTRATION REGULATIONS. DIVERSION CONTRARY TO U.S. LAW PROHIBITED.

TITLE

SSMC Plug Connector Crimp/Solder Attachment for RG316, RG174, RG188, 0.100 inch, LMR-100, LMR-100A, LMR-100A-FR Cable

UNLESS OTHERWISE SPECIFIED LEADING DIMENSIONS ARE INCHES
DIMENSIONS IN [] ARE MILLIMETERS

TOLERANCES:

.X = ±.2 [5.08] FRACTIONS
.XX = ±.02 [.51] ± 1/32
.XXX = ±.005 [.13] ANGLES ± 1°

CABLE LENGTH (L) TOLERANCES:

L ≤ 12 [305] = +1 [25] / -0
12 [305] < L ≤ 60 [1524] = +2 [51] / -0
60 [1524] < L ≤ 120 [3048] = +4 [102] / -0
120 [3048] < L ≤ 300 [7620] = +6 [152] / -0
300 [7620] < L = +5%L / -0

THIRD-ANGLE PROJECTION



THE INFORMATION AND DESIGN IN THIS DOCUMENT IS THE PROPERTY OF FAIRVIEW MICROWAVE CORPORATION. ALL RIGHTS RESERVED.

SHEET 1 OF 1

SCALE

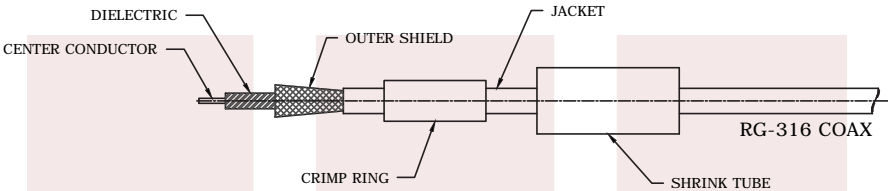
N/A

SIZE	CAGE CODE	DRAWN BY	ITEM NO.	REV
A	3FKR5	K.DANG	SC8860	A

T-Rev.D



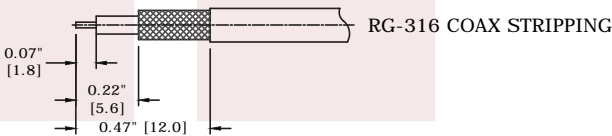
STEP 1 - STRIP THE COAX



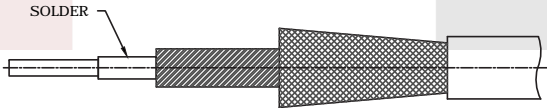
1.1 SLIDE SHRINK TUBE AND CRIMP RING
ONTO CABLE

1.2 STRIP CABLE JACKET, OUTER SHIELD, DIELECTRIC AND
CENTER CONDUCTOR TO DIMENSIONS SHOWN

1.3 FLARE OUTER SHIELD AS SHOWN



STEP 2 - PIN SOLDERING



FAIRVIEW MICROWAVE INC.

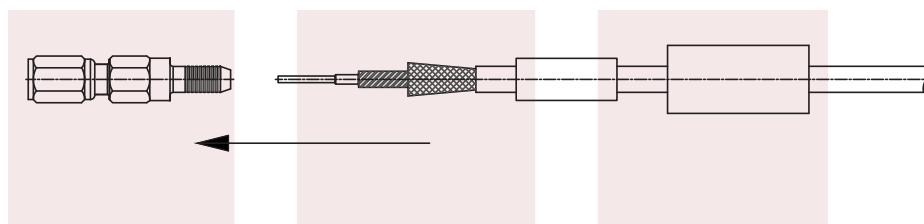
ALLEN, TX 75013 WWW.FAIRVIEWMICROWAVE.COM

TITLE
SSMC Plug Connector Crimp/Solder Attachment for
RG316, RG174, RG188, 0.100 inch, LMR-100, LMR-
100A, LMR-100A-FR Cable

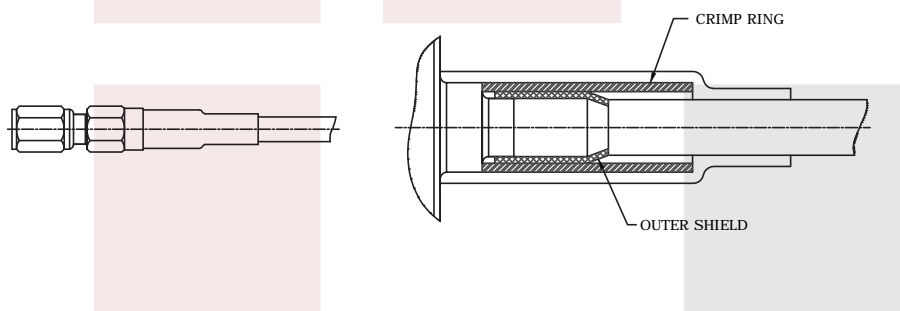
NOTES:
1. UNLESS OTHERWISE SPECIFIED ALL DIMENSIONS ARE NOMINAL.
2. ALL SPECIFICATIONS ARE SUBJECT TO CHANGE WITHOUT NOTICE AT ANY TIME.
3. DIMENSIONS ARE IN INCHES [mm].

DWG NO		SC8860		CAGE CODE		3FKR5	
CAD FILE	020916	SHEET		SCALE	N/A	SIZE	A 5568

STEP 3 - ASSEMBLE THE CONNECTOR BODY



STEP 4 - HEAT SHRINK



FAIRVIEW MICROWAVE INC.

ALLEN, TX 75013 WWW.FAIRVIEWMICROWAVE.COM

NOTES:
1. UNLESS OTHERWISE SPECIFIED ALL DIMENSIONS ARE NOMINAL.
2. ALL SPECIFICATIONS ARE SUBJECT TO CHANGE WITHOUT NOTICE AT ANY TIME.
3. DIMENSIONS ARE IN INCHES [mm].

TITLE

SSMC Plug Connector Crimp/Solder Attachment for
RG316, RG174, RG188, 0.100 inch, LMR-100, LMR-
100A, LMR-100A-FR Cable

DWG NO

SC8860

CAGE CODE

3FKR5

CAD FILE

020916

SHEET

SCALE

N/A

SIZE

A

5568

SMA Female Connector Crimp/Solder Attachment For 0.100 inch, RG316, RG174, RG188, LMR-100, LMR-100A, LMR-100A-FR Cable

SMA female connector with crimp/solder attachment for 0.100 inch, RG316, RG174, RG188, LMR-100, LMR-100A and LMR-100A-FR, part number SC7078, from Fairview Microwave is in-stock and ships same day. This SMA female connector operates up to a maximum frequency of 6 GHz and offers good VSWR of 1.31:1.

Fairview's SMA female connector SC7078 datasheet specifications and outline drawing are shown in this PDF below. Our extensive offering of RF, microwave and millimeter wave connectors allows designers to configure and customize their signal connections however they like. From providing an I/O for a board design to creating a custom cable assembly configuration, Fairview Microwave has a connector solution to meet your needs. Fairview Microwave also has the expertise to build your custom cable assemblies for you and ship them same-day.

Electrical Specifications

Description	Min	Typ	Max	Units
Frequency Range	DC		6	GHz
VSWR			1.31:1	
Operating Voltage (AC)			335	Vrms

Performance by Frequency

Description	F1	F2	F3	F4	F5	Units
Frequency Range	DC to 3	3 to 6				GHz
VSWR, Max	1.21:1	1.31:1				

Mechanical Specifications

Size	
Length	0.59 in [14.99 mm]
Weight	0.0085 lbs [3.86 g]

Material Specifications

Description	Material	Plating
Contact	Beryllium Copper	Gold 50 µin minimum
Insulation	PTFE	
Outer Conductor	Brass	Gold 3 µin minimum



Configuration:

- SMA Female Connector
- MIL-STD-348A
- 50 Ohms
- Straight Body Geometry
- 0.100 inch, RG316, RG174, RG188, LMR-100, LMR-100A, LMR-100A-FR Interface Type
- Crimp/Solder Attachment
- 1/4 inch Hex

Features:

- Operating Frequency of 6 GHz Max.
- Good VSWR of 1.31:1
- Gold Plated Beryllium Copper Contact
- 50 µin minimum contact plating

Applications:

- General Purpose Test
- Custom Cable Assemblies

Fairview Microwave
1130 Junction Dr. #100
Allen, TX 75013
Tel: 1-800-715-4396 / (972) 649-6678
Fax: (972) 649-6689
www.fairviewmicrowave.com
sales@fairviewmicrowave.com

Environmental Specifications

Temperature

Operating Range -65 to +165 deg C

Compliance Certifications (see [product page](#) for current document)

Plotted and Other Data

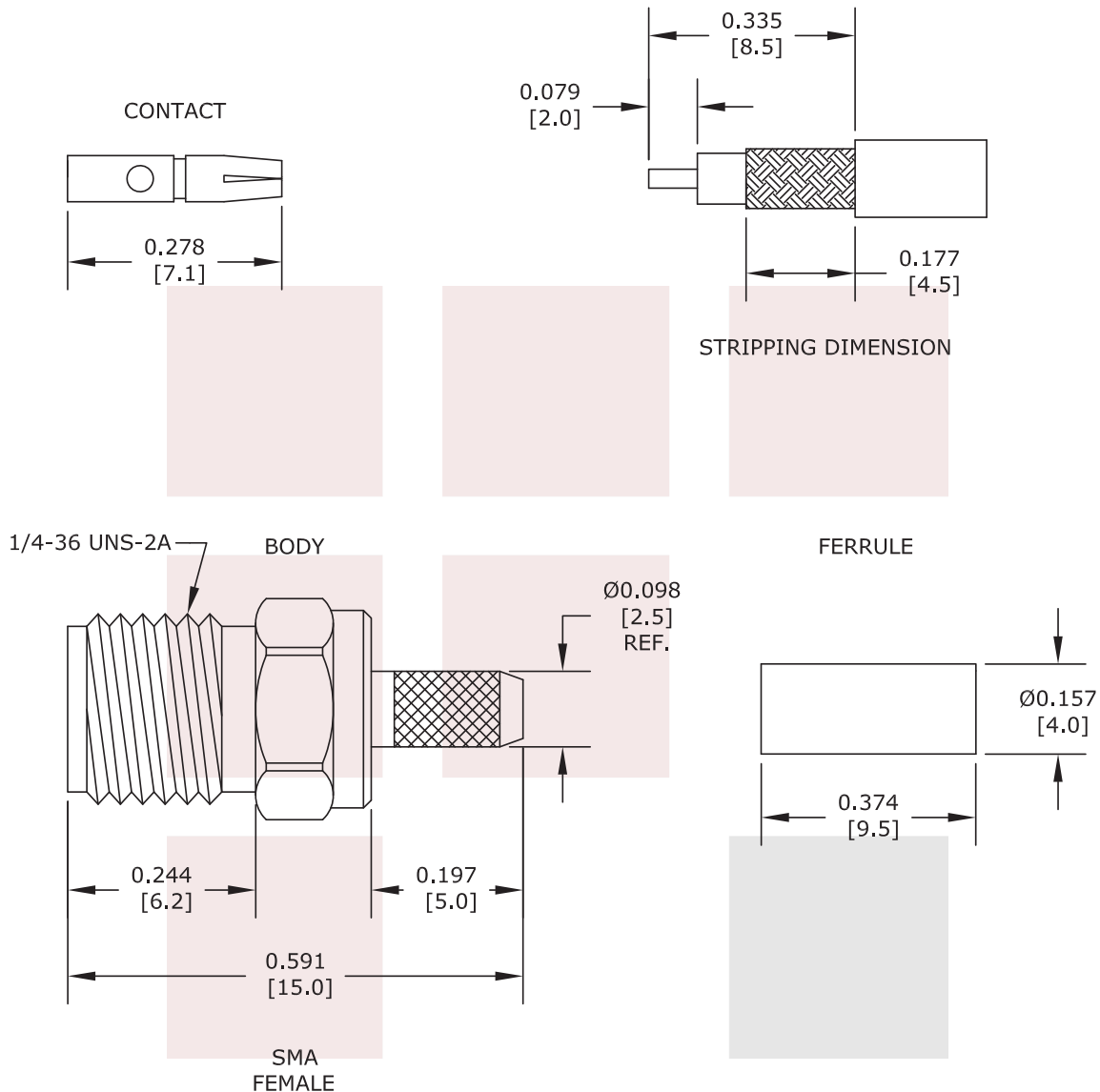
Notes:

SMA Female Connector Crimp/Solder Attachment For 0.100 inch, RG316, RG174, RG188, LMR-100, LMR-100A, LMR-100A-FR Cable from Fairview Microwave is in-stock and available to ship same-day. All of our RF/microwave products are available off-the-shelf from our ISO 9001:2008 certified facilities in Allen, Texas. Fairview Microwave is RF on-demand.

For additional information on this product, please click the following link: [SMA Female Connector Crimp/Solder Attachment For 0.100 inch, RG316, RG174, RG188, LMR-100, LMR-100A, LMR-100A-FR Cable SC7078](#)

URL: <https://www.fairviewmicrowave.com/sma-female-standard-rg316-rg174-connector-sc7078-p.aspx>

The information contained in this document is accurate to the best of our knowledge and representative of the part described herein. It may be necessary to make modifications to the part and/or the documentation of the part, in order to implement improvements. Fairview Microwave reserves the right to make such changes as required. Unless otherwise stated, all specifications are nominal. Fairview Microwave does not make any representation or warranty regarding the suitability of the part described herein for any particular purpose, and Fairview Microwave does not assume any liability arising out of the use of any part or documentation.



STANDARD TOLERANCES

.X ±0.2
.XX ±0.1
.XXX ±0.05

*STANDARD TOLERANCES APPLY
ONLY TO DIMENSIONS IN INCHES

FAIRVIEW MICROWAVE INC.

ALLEN, TX 75013 WWW.FAIRVIEWMICROWAVE.COM

NOTES:

1. UNLESS OTHERWISE SPECIFIED ALL DIMENSIONS ARE NOMINAL.
2. ALL SPECIFICATIONS ARE SUBJECT TO CHANGE WITHOUT NOTICE AT ANY TIME.
3. DIMENSIONS ARE IN INCHES [mm].

TITLE

SMA Female Connector Crimp/Solder Attachment For
0.100 inch, RG316, RG174, RG188, LMR-100, LMR-
100A, LMR-100A-FR Cable

DWG NO

SC7078

CAGE CODE

3FKR5

CAD FILE

120616

SHEET

SCALE

N/A

SIZE

A 41742

Times Microwave LMR-100A-UF Low Loss Flexible Coax Cable Black TPE Jacket Ultra Flex

Times Microwave Systems Coax Cable Specification

LMR-100-UF Ultra Flex version of the 100 series Low Loss Coax from Times Microwave is part of the large product offering by Fairview Microwave of radio frequency coaxial cable types specifically stocked to be ready for same-day shipment. Fairview Microwave LMR-100-UF coax cable is manufactured in an ultra flexible design and has a 50 Ohm impedance. This low loss and ultra flexible 50 Ohm coax cable LMR-100-UF is constructed with a 0.110 inch diameter and Black TPE jacket.

LMR-100-UF flexible 50 Ohm coax cable with TPE jacket is rated for a 5.8 GHz maximum operating frequency. This 50 Ohm 0.110 inch diameter and low loss ultra flexible coax cable is built with an aluminum double shield count and RF shielding of 90 dB. Times Microwave LMR-100-UF TPE coax is constructed with PE dielectric and a maximum operating temperature of 85 degrees C. Fairview Microwave's offering of LMR-100-UF coax cable provides specs for this wire on its RF coax cable LMR-100-UF datasheet.

LMR-100-UF cable is part of more than one million RF, microwave parts in stock at Fairview Microwave. This Times Microwave low loss ultra flexible LMR-100-UF coax cable is ready to buy and can be shipped worldwide. Fairview Microwave also maintains a wide selection of other radio frequency coaxial cable types that ship same-day from our warehouse as with the rest of our other RF/microwave components.

* LMR™ is a trademark of Times Microwave Systems.

Electrical Specifications

Description	Min	Typ	Max	Units
Frequency Range	DC		5.8	GHz
Impedance		50		Ohms
Velocity of Propagation		66		%
Time Delay		1.54 [5.05]		ns/ft [ns/m]
Shielding Effectiveness	90			dB
DWV (DC)			500	Vdc
Jacket Spark			2,000	Vrms
Inner Conductor DC Resist.			81	Ohms/1000ft
Outer Conductor DC Resist.			9.5	Ohms/1000ft
Nominal Capacitance		30.8		pF/ft
		[101.05]		[pF/m]
Nominal Inductance		0.077		uH/ft
		[0.25]		[uH/m]
Input Power (Peak)			600	Watts

Performance by Frequency Band

Description	F1	F2	F3	F4	F5	Units
Frequency	50	150	220	450	900	MHz
Attenuation, Typ	5.1 16.73	8.9 29.2	10.9 35.76	15.8 51.84	22.8 74.8	dB/100ft dB/100m



Configuration:

- Low Loss, Outdoor Flexible Cable
- 2 Shield(s)

Features:

- Max Operating Frequency of 5.8 GHz
- Phase Velocity 66% VoP
- Stranded Center Conductor Resulting in an Ultra Flexible Coax
- Max Operating Temperature +85°C
- TPE Jacket
- Min Install Bend Radius of 0.25 inches

Applications:

- Laboratory Applications
- General Purpose RF Interconnect
- RF Test Systems Requiring Highly Flexible Coax
- Antenna Installs

Fairview Microwave
301 Leora Ln., Suite 100
Lewisville, TX 75056
Tel: 1-800-715-4396 / (972) 649-6678
Fax: (972) 649-6689
www.fairviewmicrowave.com
sales@fairviewmicrowave.com

Power In (CW), Max	180	100	83	57	39	Watts
--------------------	-----	-----	----	----	----	-------

Description	F6	F7	F8	F9	F10	Units
Frequency	1.5	1.8	2	2.5	5.8	GHz
Attenuation, Typ	30.1	33.2	35.2	39.8	64.1	dB/100ft
	98.75	108.92	115.49	130.58	210.3	dB/100m
Power In (CW), Max	29	27	25	22	13	Watts

Mechanical Specifications

Diameter	0.11 in 2.79 mm
Weight	0.0092 lbs/ft [0.01 Kg/m]
Min. Bend Radius (Installation)	0.25 in [6.35 mm]
Min. Bend Radius (Repeated)	1 in [25.4 mm]
Bending Moment	0.1 lbs-ft [0.14 N-m]
Tensile Strength	15 lbs [6.8 kg]
Flat Plate Crush	10 lbs/in [0.18 Kg/mm]

Construction Specifications

Description	Material and Plating	Diameter
Inner Conductor	Copper, 1 Strands	0.018 in [0.46 mm]
Conductor Type	Solid	
Dielectric	PE	0.06 in [1.52 mm]
First Shield	Aluminum Tape	[]
Second Shield	Tinned Copper	[]
Jacket	TPE, Black	0.11 in [2.79 mm]

Environmental Specifications

Temperature	
Operating Range	-40 to +85 deg C
Installation Range	-40 to +85 deg C
Storage Range	-70 to +85 deg C

Compliance Certifications (see [product page](#) for current document)

Plotted and Other Data

Notes:

Times Microwave LMR-100A-UF Low Loss Flexible Coax Cable Black TPE Jacket Ultra Flex from Fairview Microwave has same day shipment for domestic and International orders. Our RF, microwave and fiber optic products maintain a 99% availability and are part of the broadest selection in the industry.

Click the following link to obtain additional part information: [Times Microwave LMR-100A-UF Low Loss Flexible Coax Cable Black TPE Jacket Ultra Flex LMR-100A-UF](#)

URL: <https://www.fairviewmicrowave.com/lmr-100a-uf-low-loss-flexible-coax-cable-tpe-jacket-lmr-100a-uf-p.aspx>

The information contained in this document is accurate to the best of our knowledge and representative of the part described herein. It may be necessary to make modifications to the part and/or the documentation of the part, in order to implement improvements. Fairview Microwave reserves the right to make such changes as required. Unless otherwise stated, all specifications are nominal. Fairview Microwave does not make any representation or warranty regarding the suitability of the part described herein for any particular purpose, and Fairview Microwave does not assume any liability arising out of the use of any part or documentation.



The technical drawing consists of two parts: a longitudinal section at the top and a cross-section at the bottom. The longitudinal section shows the cable's profile with different materials represented by various hatching patterns. The cross-section at the bottom shows a central black circle labeled 'STRANDED CENTER CONDUCTOR', surrounded by a white ring labeled 'DIELECTRIC'. This is followed by two concentric rings with cross-hatching, labeled 'SHIELD LAYER 1' and 'SHIELD LAYER 2' from inner to outer. The outermost layer is a plain white ring labeled 'JACKET'. A dimension line on the left indicates the outer diameter as $\varnothing.110$ [2.79].


Fairview Microwave
an INFINITE brand

REV	A
-----	---