

RA NEX10 Male Low PIM Connector Solder Attachment for FM-1/4SFHC, SPP-250-LLPL, SPO-250, SPF-250 Cable

RA NEX10 male connector with solder/solder attachment for FM-1/4SFHC, SPP-250-LLPL, SPO-250 and SPF-250, part number FMCN1709, from Fairview Microwave is in-stock and ships same day. This NEX10 male connector operates up to a maximum frequency of 6 GHz and offers good VSWR of 1.35:1. The NEX10 male connector also has low passive intermodulation (PIM) of -160 dBc. Its right angle body geometry facilitates connections in tight spaces.

Fairview's RA NEX10 male connector FMCN1709 datasheet specifications and outline drawing are shown in this PDF below. Our extensive offering of RF, microwave and millimeter wave connectors allows designers to configure and customize their signal connections however they like. From providing an I/O for a board design to creating a custom cable assembly configuration, Fairview Microwave has a connector solution to meet your needs. Fairview Microwave also has the expertise to build your custom cable assemblies for you and ship them same-day.

Electrical Specifications

Description	Min	Typ	Max	Units
Frequency Range	DC		6	GHz
VSWR			1.35:1	
Passive Intermodulation			-160	dBc
DWV (AC)			750	Vrms

Performance by Frequency

Description	F1	F2	F3	F4	F5	Units
Freq. Range	DC to 3	3 to 6				GHz
VSWR, Max	1.25:1	1.35:1				

Mechanical Specifications

Size	
Length	1 in [25.4 mm]
Width/Dia.	0.47 in [11.94 mm]
Weight	0.0245 lbs [11.11 g]

Material Specifications

Description	Material	Plating
Contact	Brass	Silver
Insulation	PTFE	
Body	Brass	Tri-Metal
Coupling Nut	Brass	Tri-Metal
O-Ring	Silicone	



Configuration:

- NEX10 Male Connector
- 50 Ohms
- Right Angle Body Geometry
- FM-1/4SFHC, SPP-250-LLPL, SPO-250, SPF-250 Interface Type
- Solder/Solder Attachment
- Low PIM Design

Features:

- Operating Frequency of 6 GHz Max.
- Good VSWR of 1.35:1
- PIM levels better than -160 dBc
- Silver Plated Brass Contact

Applications:

- General Purpose Test
- Wireless Communications
- Custom Cable Assemblies
- Low PIM Applications

Fairview Microwave
301 Leora Ln., Suite 100
Lewisville, TX 75056
Tel: 1-800-715-4396 / (972) 649-6678
Fax: (972) 649-6689
www.fairviewmicrowave.com
sales@fairviewmicrowave.com

Environmental Specifications

Temperature

Operating Range -40 to +155 deg C

Compliance Certifications (see [product page](#) for current document)

Plotted and Other Data

Notes:

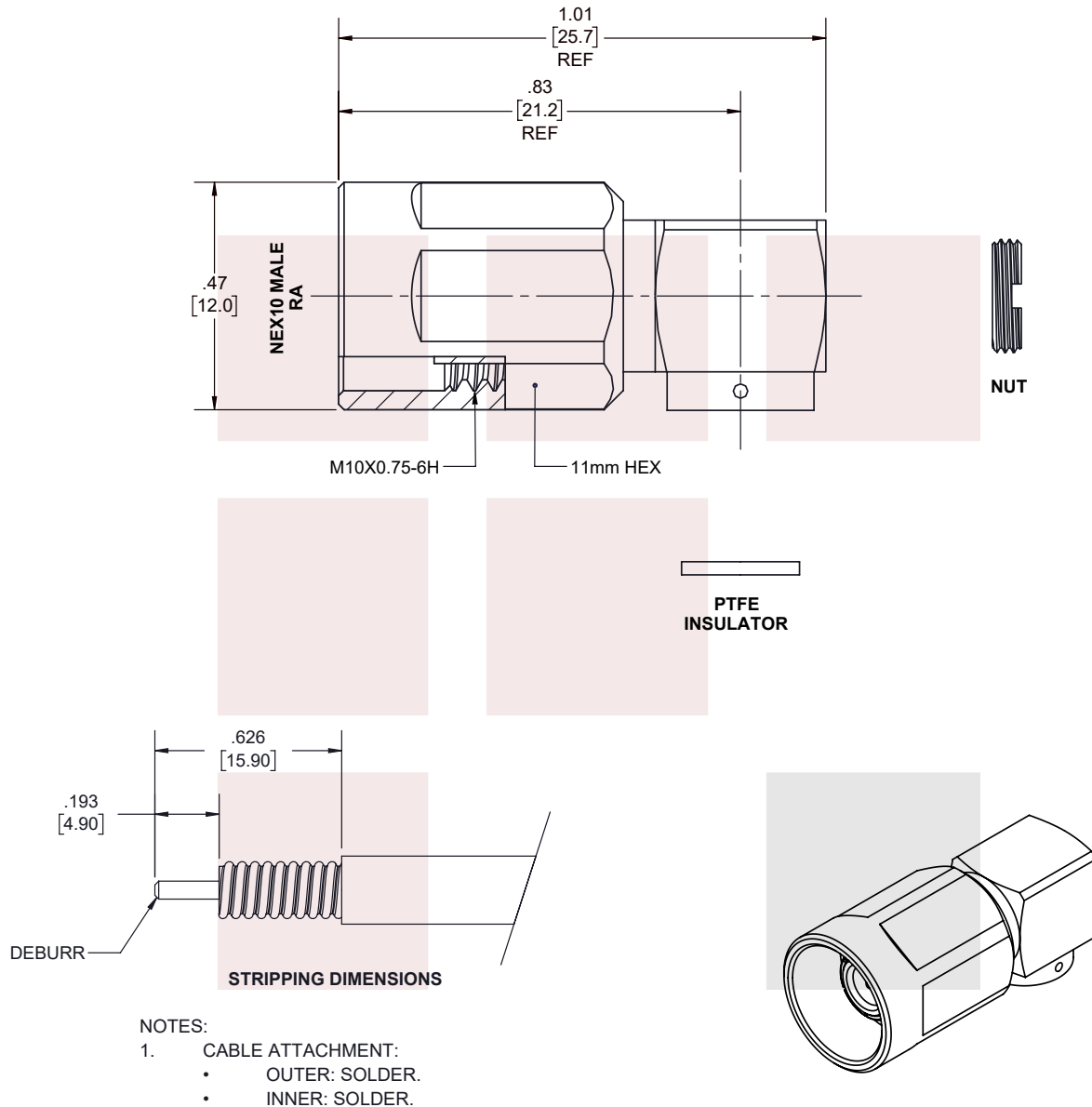
RA NEX10 Male Low PIM Connector Solder Attachment for FM-1/4SFHC, SPP-250-LLPL, SPO-250, SPF-250 Cable from Fairview Microwave is in-stock and available to ship same-day. All of our RF/microwave products are available off-the-shelf from our ISO 9001:2008 certified facilities in Lewisville, Texas. Fairview Microwave is RF on-demand.

For additional information on this product, please click the following link: [RA NEX10 Male Low PIM Connector Solder Attachment for FM-1/4SFHC, SPP-250-LLPL, SPO-250, SPF-250 Cable FMCN1709](#)

URL: <https://www.fairviewmicrowave.com/nex10-male-spp-250-llpl-spo-250-spf-250-connector-fmcn1709-p.aspx>

The information contained in this document is accurate to the best of our knowledge and representative of the part described herein. It may be necessary to make modifications to the part and/or the documentation of the part, in order to implement improvements. Fairview Microwave reserves the right to make such changes as required. Unless otherwise stated, all specifications are nominal. Fairview Microwave does not make any representation or warranty regarding the suitability of the part described herein for any particular purpose, and Fairview Microwave does not assume any liability arising out of the use of any part or documentation.

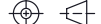
REVISIONS			
REV.	DESCRIPTION	DATE	APPROVED
A	INITIAL RELEASE	1/11/2021	S.ELLIS



THESE COMMODITIES, TECHNOLOGY OR SOFTWARE WERE EXPORTED FROM THE UNITED STATES IN ACCORDANCE WITH THE EXPORT ADMINISTRATION REGULATIONS. DIVERSION CONTRARY TO U.S. LAW PROHIBITED.

TITLE

RA NEX10 Male Low PIM Connector Solder Attachment for FM-1/4SFHC, SPP-250-LLPL, SPO-250, SPF-250 Cable

UNLESS OTHERWISE SPECIFIED LEADING DIMENSIONS ARE INCHES DIMENSIONS IN [] ARE MILLIMETERS			THIRD-ANGLE PROJECTION					
TOLERANCES:		CABLE LENGTH (L) TOLERANCES:						
.X = ±.2 [5.08] FRACTIONS		<div></div> <p>THE INFORMATION AND DESIGN IN THIS DOCUMENT IS THE PROPERTY OF FAIRVIEW MICROWAVE CORPORATION. ALL RIGHTS RESERVED.</p> <table><tr><td>SHEET</td><td>OF</td></tr><tr><td>1</td><td>1</td></tr></table>			SHEET	OF	1	1
SHEET	OF							
1	1							
.XX = ±.02 [.51] ± 1/32								
.XXX = ±.005 [.13] ANGLES ± 1°								
		120 [3048] < L ≤ 300 [7620] = +6 [152] / -0						
		300 [7620] < L = +5%L / -0						
ALL DIMENSIONS SHOWN ARE FOR REFERENCE ONLY.								
SCALE								
N/A								
SIZE	CAGE CODE	DRAWN BY	ITEM NO.	REV				
A	3FKR5	K.DANG	FMCN1709	A				

T-Rev.D

RA NEX10 Male Low PIM Connector Solder Attachment for FM-1/4SFHC, SPP-250-LLPL, SPO-250, SPF-250 Cable

RA NEX10 male connector with solder/solder attachment for FM-1/4SFHC, SPP-250-LLPL, SPO-250 and SPF-250, part number FMCN1709, from Fairview Microwave is in-stock and ships same day. This NEX10 male connector operates up to a maximum frequency of 6 GHz and offers good VSWR of 1.35:1. The NEX10 male connector also has low passive intermodulation (PIM) of -160 dBc. Its right angle body geometry facilitates connections in tight spaces.

Fairview's RA NEX10 male connector FMCN1709 datasheet specifications and outline drawing are shown in this PDF below. Our extensive offering of RF, microwave and millimeter wave connectors allows designers to configure and customize their signal connections however they like. From providing an I/O for a board design to creating a custom cable assembly configuration, Fairview Microwave has a connector solution to meet your needs. Fairview Microwave also has the expertise to build your custom cable assemblies for you and ship them same-day.

Electrical Specifications

Description	Min	Typ	Max	Units
Frequency Range	DC		6	GHz
VSWR			1.35:1	
Passive Intermodulation			-160	dBc
DWV (AC)			750	Vrms

Performance by Frequency

Description	F1	F2	F3	F4	F5	Units
Freq. Range	DC to 3	3 to 6				GHz
VSWR, Max	1.25:1	1.35:1				

Mechanical Specifications

Size	
Length	1 in [25.4 mm]
Width/Dia.	0.47 in [11.94 mm]
Weight	0.0245 lbs [11.11 g]

Material Specifications

Description	Material	Plating
Contact	Brass	Silver
Insulation	PTFE	
Body	Brass	Tri-Metal
Coupling Nut	Brass	Tri-Metal
O-Ring	Silicone	



Configuration:

- NEX10 Male Connector
- 50 Ohms
- Right Angle Body Geometry
- FM-1/4SFHC, SPP-250-LLPL, SPO-250, SPF-250 Interface Type
- Solder/Solder Attachment
- Low PIM Design

Features:

- Operating Frequency of 6 GHz Max.
- Good VSWR of 1.35:1
- PIM levels better than -160 dBc
- Silver Plated Brass Contact

Applications:

- General Purpose Test
- Wireless Communications
- Custom Cable Assemblies
- Low PIM Applications

Fairview Microwave
301 Leora Ln., Suite 100
Lewisville, TX 75056
Tel: 1-800-715-4396 / (972) 649-6678
Fax: (972) 649-6689
www.fairviewmicrowave.com
sales@fairviewmicrowave.com

Environmental Specifications

Temperature

Operating Range -40 to +155 deg C

Compliance Certifications (see [product page](#) for current document)

Plotted and Other Data

Notes:

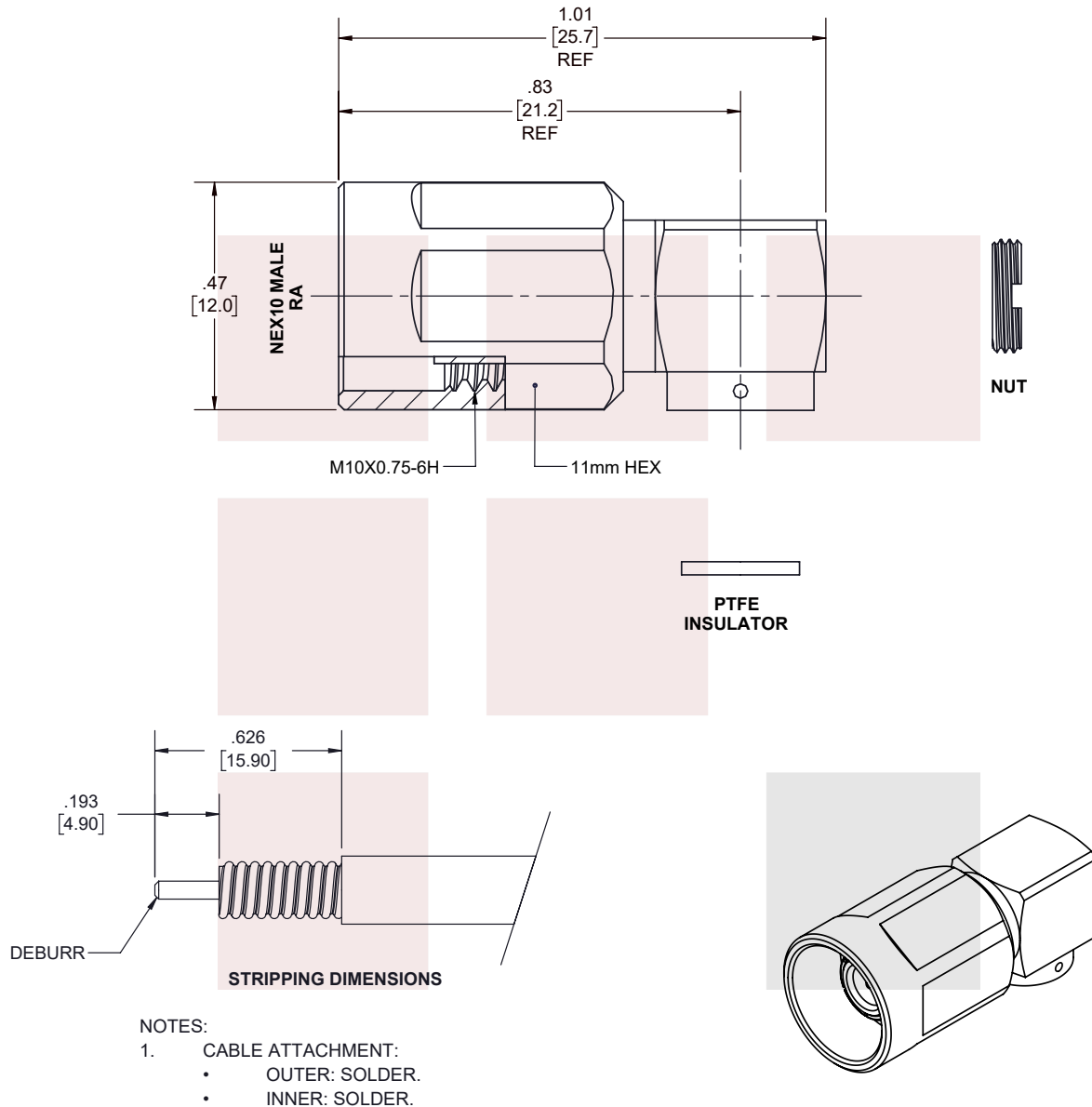
RA NEX10 Male Low PIM Connector Solder Attachment for FM-1/4SFHC, SPP-250-LLPL, SPO-250, SPF-250 Cable from Fairview Microwave is in-stock and available to ship same-day. All of our RF/microwave products are available off-the-shelf from our ISO 9001:2008 certified facilities in Lewisville, Texas. Fairview Microwave is RF on-demand.

For additional information on this product, please click the following link: [RA NEX10 Male Low PIM Connector Solder Attachment for FM-1/4SFHC, SPP-250-LLPL, SPO-250, SPF-250 Cable FMCN1709](#)

URL: <https://www.fairviewmicrowave.com/nex10-male-spp-250-llpl-spo-250-spf-250-connector-fmcn1709-p.aspx>

The information contained in this document is accurate to the best of our knowledge and representative of the part described herein. It may be necessary to make modifications to the part and/or the documentation of the part, in order to implement improvements. Fairview Microwave reserves the right to make such changes as required. Unless otherwise stated, all specifications are nominal. Fairview Microwave does not make any representation or warranty regarding the suitability of the part described herein for any particular purpose, and Fairview Microwave does not assume any liability arising out of the use of any part or documentation.

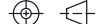
REVISIONS			
REV.	DESCRIPTION	DATE	APPROVED
A	INITIAL RELEASE	1/11/2021	S.ELLIS



THESE COMMODITIES, TECHNOLOGY OR SOFTWARE WERE EXPORTED FROM THE UNITED STATES IN ACCORDANCE WITH THE EXPORT ADMINISTRATION REGULATIONS. DIVERSION CONTRARY TO U.S. LAW PROHIBITED.

TITLE

RA NEX10 Male Low PIM Connector Solder Attachment for FM-1/4SFHC, SPP-250-LLPL, SPO-250, SPF-250 Cable

UNLESS OTHERWISE SPECIFIED LEADING DIMENSIONS ARE INCHES DIMENSIONS IN [] ARE MILLIMETERS			THIRD-ANGLE PROJECTION					
TOLERANCES:		CABLE LENGTH (L) TOLERANCES:						
.X = ±.2 [5.08] FRACTIONS		<div></div> <p>THE INFORMATION AND DESIGN IN THIS DOCUMENT IS THE PROPERTY OF FAIRVIEW MICROWAVE CORPORATION. ALL RIGHTS RESERVED.</p> <table><tr><td>SHEET</td><td>OF</td></tr><tr><td>1</td><td>1</td></tr></table>			SHEET	OF	1	1
SHEET	OF							
1	1							
.XX = ±.02 [.51] ± 1/32								
.XXX = ±.005 [.13] ANGLES ± 1°								
		12 [305] < L ≤ 60 [1524] = +2 [51] / -0						
		60 [1524] < L ≤ 120 [3048] = +4 [102] / -0						
		120 [3048] < L ≤ 300 [7620] = +6 [152] / -0						
		300 [7620] < L = +5%L / -0						
ALL DIMENSIONS SHOWN ARE FOR REFERENCE ONLY.								
SCALE								
N/A								
SIZE	CAGE CODE	DRAWN BY	ITEM NO.	REV				
A	3FKR5	K.DANG	FMCN1709	A				

T-Rev.D

SPF-250 Low Loss Corrugated Coax Cable Black FRPE Jacket Superflexible Fire Rated

Times Microwave Systems Coax Cable Specification

SPF-250 low loss, low PIM Fire Retardant coax cable by Times Microwave is part of our full line of RF components available for same-day shipping. The SPF-250 coaxial cable features a low loss dielectric with an 83% velocity of propagation (VoP), solid copper center conductor and a helically corrugated, copper outer conductor. This cable is UL listed, type CMR (riser) rated coax. These features combine to make the Times Microwave SPF-250 a super flexible, low PIM coax cable that is well suited for use as an antenna jumper cable, Distributed Antenna Systems (DAS), small cell, and other applications where Fire Rated material is required. The durable UV and sunlight resistant black flame retardant, non-halogen, polyethylene jacket makes this cable appropriate for a wide range of indoor or outdoor applications.

Our datasheet specifications and drawing with dimensions for Times Microwave SPF-250 coax cable are shown below in this PDF. Whether the need is to provide a low PIM jumper connection, low PIM feeder cable or simply create a custom cable assembly configuration, Fairview Microwave has the right SPF-250 low PIM cable assembly for the job. See our web site to find the right connector cable combination for your application.

Electrical Specifications

Description	Min	Typ	Max	Units
Frequency Range	DC		5.8	GHz
Impedance		50		Ohms
Velocity of Propagation		83		%
Passive Intermodulation			-160	dBc
Nominal Capacitance		24 [78.74]		pF/ft [pF/m]
Nominal Inductance		0.054 [0.18]		uH/ft [uH/m]

Performance by Frequency Band

Description	F1	F2	F3	F4	F5	Units
Frequency	0.45	1.5	2	2.5	5.8	GHz
Attenuation, Typ	4.1 13.45	7.8 25.59	9.13 29.95	10.33 33.89	16.65 54.63	dB/100ft dB/100m
Power In (CW), Max	1,110	580	500	440	280	Watts

Mechanical Specifications

Diameter	0.303 in [7.7 mm]
Weight	0.057 lbs/ft [0.08 Kg/m]
Min. Bend Radius (Installation)	1.25 in [31.75 mm]
Bending Moment	0.5 lbs-ft [0.68 N-m]



Configuration:

- Low Loss Corrugated Cable
- 1 Shield(s)

Features:

- PIM < -160 dBc
- UL Listed, Type CMR Riser Rated Cable
- Lightweight and Extremely Flexible
- Low Loss Dielectric 83% VoP
- Shielding > 100 dB
- Fire Rated Low Smoke Polyolefin Jacket

Applications:

- Distributed Antenna Systems (DAS)
- UL Listed, Type CMR Riser Applications
- Low Smoke Requirements
- Small Cell
- Outdoor Applications
- Antenna Jumpers

Fairview Microwave
301 Leora Ln., Suite 100
Lewisville, TX 75056
Tel: 1-800-715-4396 / (972) 649-6678
Fax: (972) 649-6689
www.fairviewmicrowave.com
sales@fairviewmicrowave.com

Construction Specifications

Description	Material and Plating	Diameter
Inner Conductor	Copper Clad Aluminum, 1 Strands	0.075 in [1.91 mm]
Conductor Type	Solid	
Dielectric	Foam PE	0.177 in [4.5 mm]
Outer Conductor	Copper Corrugated	0.252 in [6.4 mm]
Jacket	FRPE, Black	0.303 in [7.7 mm]

Environmental Specifications

Temperature

Operating Range -40 to +85 deg C

Compliance Certifications (see [product page](#) for current document)

Plotted and Other Data

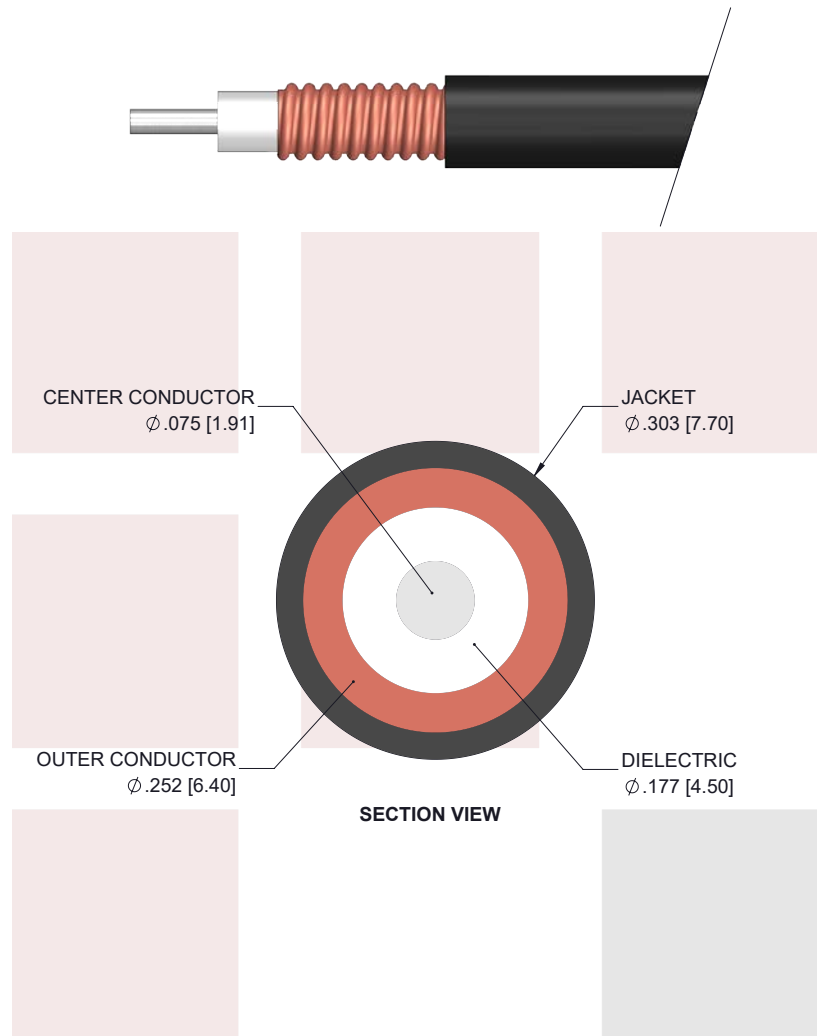
Notes:

SPF-250 Low Loss Corrugated Coax Cable Black FRPE Jacket Superflexible Fire Rated from Fairview Microwave has same day shipment for domestic and International orders. Our RF, microwave and fiber optic products maintain a 99% availability and are part of the broadest selection in the industry.

Click the following link to obtain additional part information: [SPF-250 Low Loss Corrugated Coax Cable Black FRPE Jacket Superflexible Fire Rated SPF-250](#)

URL: <https://www.fairviewmicrowave.com/spf250-low-loss-corrugated-coax-cable-frpe-jacket-spf-250-p.aspx>

The information contained in this document is accurate to the best of our knowledge and representative of the part described herein. It may be necessary to make modifications to the part and/or the documentation of the part, in order to implement improvements. Fairview Microwave reserves the right to make such changes as required. Unless otherwise stated, all specifications are nominal. Fairview Microwave does not make any representation or warranty regarding the suitability of the part described herein for any particular purpose, and Fairview Microwave does not assume any liability arising out of the use of any part or documentation.



STANDARD TOLERANCES

.X ±0.2
.XX ±0.01
.XXX ±0.005

*STANDARD TOLERANCES APPLY
ONLY TO DIMENSIONS IN INCHES

Fairview Microwave RF COMPONENTS ON DEMAND. <i>Done!</i>		NOTES: 1. UNLESS OTHERWISE SPECIFIED ALL DIMENSIONS ARE NOMINAL. 2. ALL SPECIFICATIONS ARE SUBJECT TO CHANGE WITHOUT NOTICE AT ANY TIME. 3. DIMENSIONS ARE IN INCHES [mm].				
TITLE SPF-250 Low Loss Corrugated Coax Cable Black FRPE Jacket Superflexible Fire Rated	DWG NO SPF-250			CAGE CODE 3FKR5		
	CAD FILE 03/07/19	SHEET 1 OF 1	SCALE N/A	SIZE A	7361	