

Right Angle 10-32 Male (Plug) Connector For .100 inch, RG316, RG174, RG188, LMR-100, LMR-100A, LMR-100-FR Cable, Crimp/Solder

RA 10-32 male connector with crimp/solder attachment for .100 inch, RG316, RG174, RG188, LMR-100, LMR-100A and LMR-100-FR, part number SC5561, from Fairview Microwave is in-stock and ships same day. This 10-32 male connector operates up to a maximum frequency of 2 GHz and offers good VSWR of 1.3:1. Its right angle body geometry facilitates connections in tight spaces.

Fairview's RA 10-32 male connector SC5561 datasheet specifications and outline drawing are shown in this PDF below. Our extensive offering of RF, microwave and millimeter wave connectors allows designers to configure and customize their signal connections however they like. From providing an I/O for a board design to creating a custom cable assembly configuration, Fairview Microwave has a connector solution to meet your needs. Fairview Microwave also has the expertise to build your custom cable assemblies for you and ship them same-day.

Electrical Specifications

Description	Min	Typ	Max	Units
Frequency Range	DC		2	GHz
VSWR			1.3:1	

Mechanical Specifications

Size	
Length	0.53 in [13.46 mm]
Width/Dia.	0.25 in [6.35 mm]
Height	0.64 in [16.26 mm]
Weight	0.012 lbs [5.44 g]

Material Specifications

Description	Material	Plating
Contact	Brass	Gold MIL-G-45204
Insulation	PTFE	
Body	Brass	Nickel QQ-N-290

Environmental Specifications

Temperature	
Operating Range	-55 to +155 deg C

Compliance Certifications (see [product page](#) for current document)

Plotted and Other Data

Notes:



Configuration:

- 10-32 Male Connector
- MIL-C-39012
- 50 Ohms
- Right Angle Body Geometry
- .100 inch, RG316, RG174, RG188, LMR-100, LMR-100A, LMR-100-FR Interface Type
- Crimp/Solder Attachment

Features:

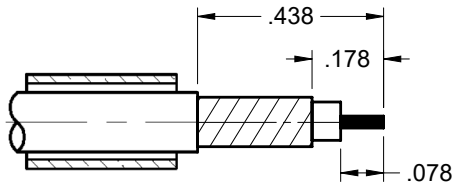
- Operating Frequency of 2 GHz Max.
- Good VSWR of 1.3:1
- Gold Plated Brass Contact
- Contact plating according to MIL-G-45204

Applications:

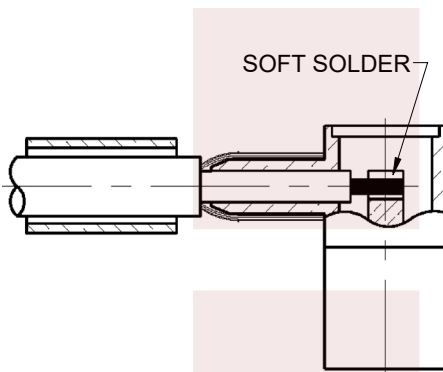
- General Purpose Test
- Custom Cable Assemblies

Fairview Microwave
301 Leora Ln., Suite 100
Lewisville, TX 75056
Tel: 1-800-715-4396 / (972) 649-6678
Fax: (972) 649-6689
www.fairviewmicrowave.com
sales@fairviewmicrowave.com

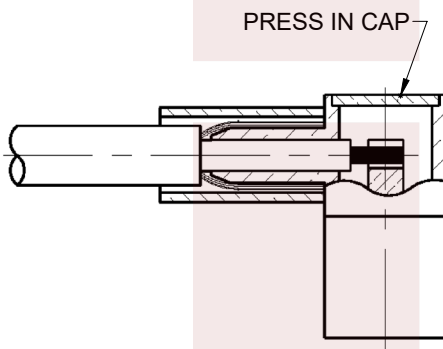
Assembly Instruction



- 1.) STRIP CABLE TO DIMENSIONS SHOWN. DO NOT NICK THE BRAID OR CENTER CONDUCTOR. SLIDE CRIMP TUBE AND ANY SHRINK-FIT TUBING ONTO CABLE AT THIS TIME.



- 2.) INSTALL CABLE INTO BODY ASSEMBLY SO THE TUBE PORTION OF THE BODY SLIDES UNDER THE CABLE BRAID. PUSH CABLE FORWARD UNTIL CENTER CONDUCTOR IS IN SLOT OF CONTACT AND CABLE BRAID MEETS CONNECTOR BODY. SOFT SOLDER CENTER CONDUCTOR IN PLACE.



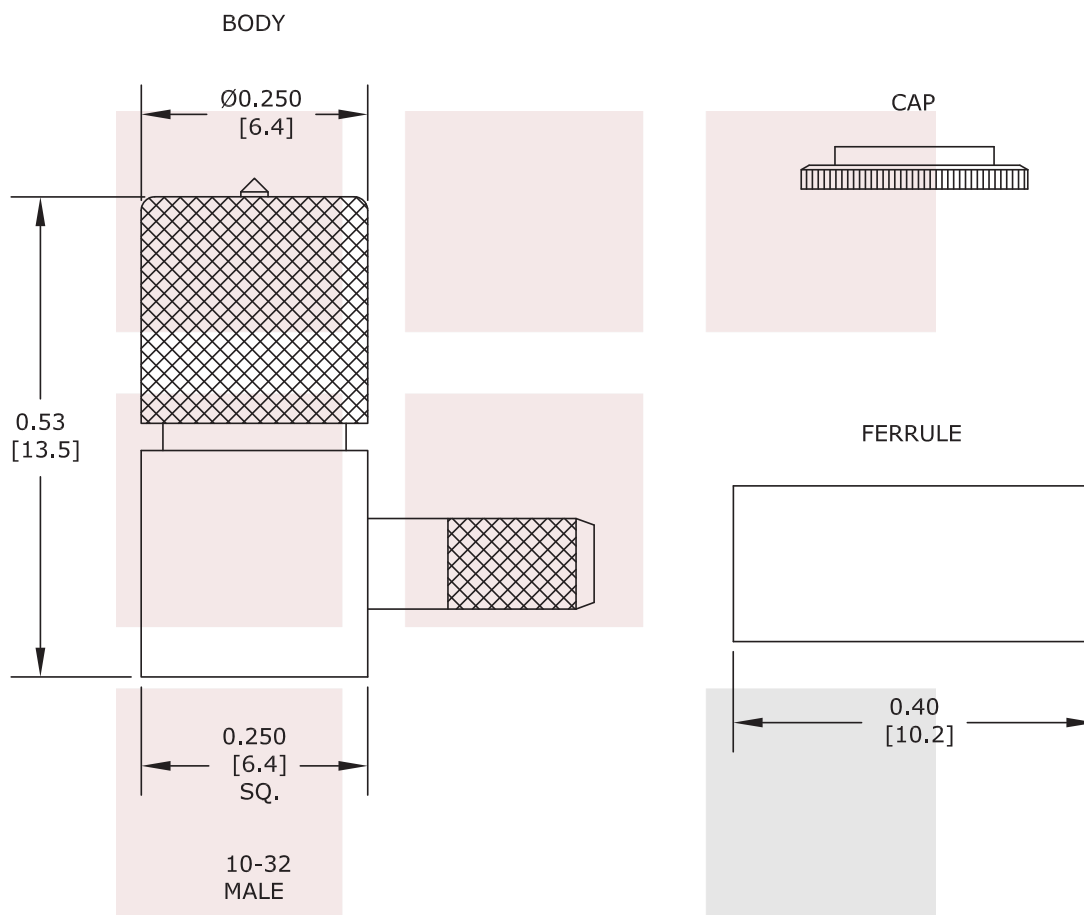
- 3.) SLIDE CRIMP TUBE OVER BRAID & UP AGAINST CONNECTOR BODY. CRIMP USING APPROPRIATE HEX CRIMPING TOOL AT .128 CRIMP SIZE. PLACE CAP INTO POSITION AND PRESS DOWN FLUSH WITH BODY.

Right Angle 10-32 Male (Plug) Connector For .100 inch, RG316, RG174, RG188, LMR-100, LMR-100A, LMR-100-FR Cable, Crimp/Solder from Fairview Microwave is in-stock and available to ship same-day. All of our RF/microwave products are available off-the-shelf from our ISO 9001:2008 certified facilities in Lewisville, Texas. Fairview Microwave is RF on-demand.

For additional information on this product, please click the following link: [Right Angle 10-32 Male \(Plug\) Connector For .100 inch, RG316, RG174, RG188, LMR-100, LMR-100A, LMR-100-FR Cable, Crimp/Solder SC5561](https://www.fairviewmicrowave.com/10-32-male-standard-rg174-rg316-connector-sc5561-p.aspx)

URL: <https://www.fairviewmicrowave.com/10-32-male-standard-rg174-rg316-connector-sc5561-p.aspx>

The information contained in this document is accurate to the best of our knowledge and representative of the part described herein. It may be necessary to make modifications to the part and/or the documentation of the part, in order to implement improvements. Fairview Microwave reserves the right to make such changes as required. Unless otherwise stated, all specifications are nominal. Fairview Microwave does not make any representation or warranty regarding the suitability of the part described herein for any particular purpose, and Fairview Microwave does not assume any liability arising out of the use of any part or documentation.



STANDARD TOLERANCES

.X ±0.2
.XX ±0.1
.XXX ±0.05

*STANDARD TOLERANCES APPLY
ONLY TO DIMENSIONS IN INCHES

FAIRVIEW MICROWAVE INC.

ALLEN, TX 75013 WWW.FAIRVIEWMICROWAVE.COM

NOTES:

1. UNLESS OTHERWISE SPECIFIED ALL DIMENSIONS ARE NOMINAL.
2. ALL SPECIFICATIONS ARE SUBJECT TO CHANGE WITHOUT NOTICE AT ANY TIME.
3. DIMENSIONS ARE IN INCHES [mm].

TITLE

Right Angle 10-32 Male (Plug) Connector For .100 inch, RG316, RG174, RG188, LMR-100, LMR-100A, LMR-100-FR Cable, Crimp/Solder

DWG NO

SC5561

CAGE CODE

3FKR5

CAD FILE

121316

SHEET

SCALE N/A

SIZE A

41742

RA SSMB Plug Connector Crimp/Solder Attachment for RG174, RG179, RG316, RG188, .100 inch, LMR-100 Cable



FMCN5250

Configuration

- SSMB Plug Connector
- MIL-STD-348
- 50 Ohms
- Right Angle Body Geometry
- Connector Interface Types: RG174, RG179, RG316, RG188, .100 inch, LMR-100

Features

- Gold Plated Contact
- Contact plating according to MIL-G-45204

Applications

- General Purpose Test
- Custom Cable Assemblies

Description

RA SSMB Plug Standard Connector Crimp/Solder Attachment for RG174, RG179, RG316, RG188, .100 inch and LMR-100 Cable, part number FMCN5250, from Fairview Microwave is in-stock and ships same day. Its right angle body geometry facilitates connections in tight spaces.

Fairview's RA SSMB plug connector FMCN5250 datasheet specifications and outline drawing are shown in this PDF below. Our extensive offering of RF, microwave and millimeter wave connectors allows designers to configure and customize their signal connections however they like. From providing an I/O for a board design to creating a custom cable assembly configuration, Fairview Microwave has a connector solution to meet your needs. Fairview Microwave also has the expertise to build your custom cable assemblies for you and ship them same-day.

Electrical Specifications

Description	Minimum	Typical	Maximum	Units
Impedance		50		Ohms

Mechanical Specifications

Size

Length	0.44 in [11.18 mm]
Width	0.18 in [4.57 mm]
Height	0.48 in [12.19 mm]
Weight	0.005 lbs [2.27 g]

Material Specifications

Description	Material	Plating
Contact		Gold MIL-G-45204
Insulation	PTFE	
Body	Brass	Gold MIL-G-45204

RA SSMB Plug Connector Crimp/Solder Attachment for RG174, RG179, RG316, RG188, .100 inch, LMR-100 Cable



FMCN5250

Environmental Specifications

Temperature

Compliance Certifications (see [product page](#) for current document)

Plotted and Other Data

Notes:

RA SSMB Plug Connector Crimp/Solder Attachment for RG174, RG179, RG316, RG188, .100 inch, LMR-100 Cable from Fairview Microwave is in-stock and available to ship same-day. All of our RF/microwave products are available off-the-shelf from our ISO 9001:2008 certified facilities in Lewisville, Texas. Fairview Microwave is RF on-demand.

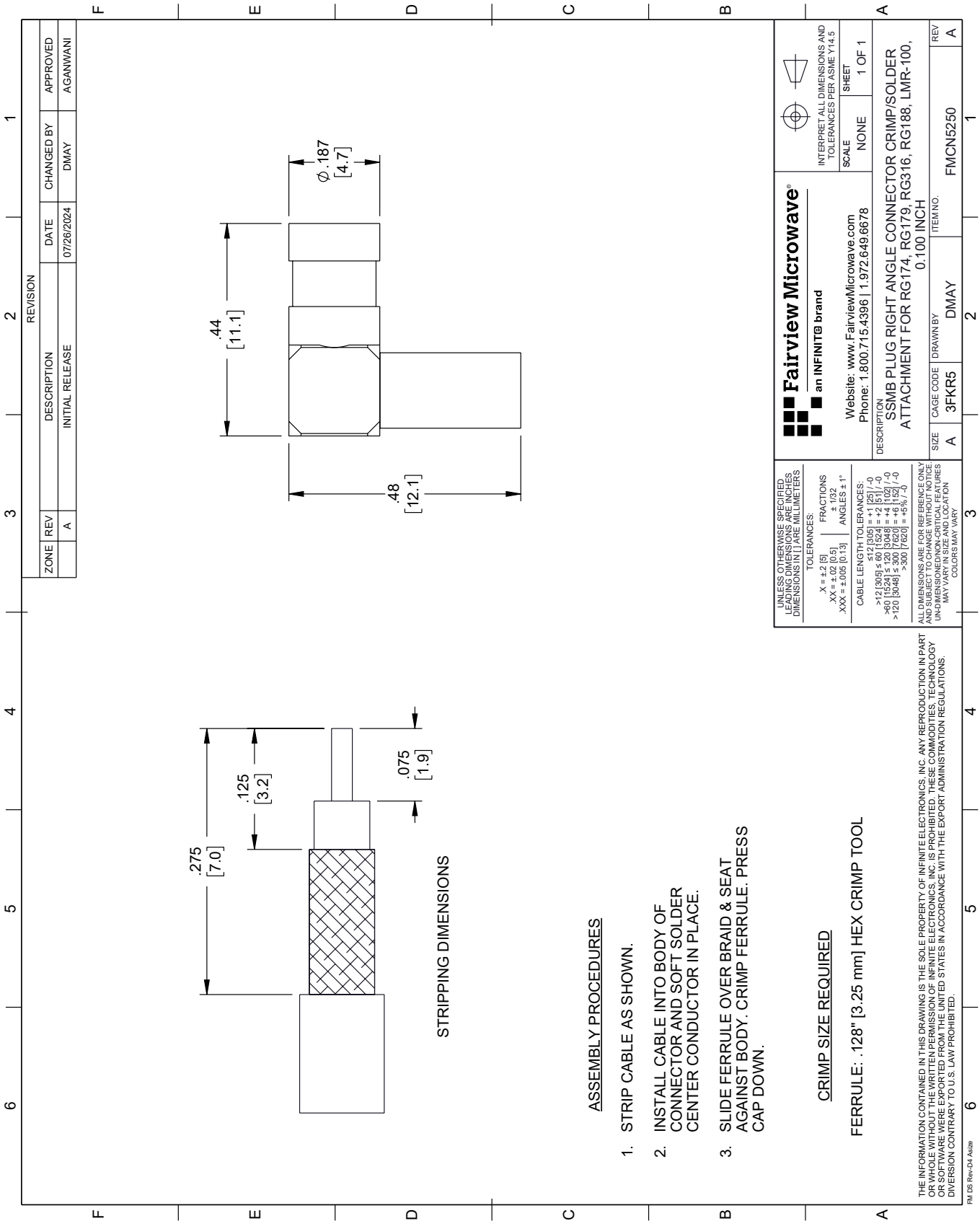
For additional information on this product, please click the following link: [RA SSMB Plug Connector Crimp/Solder Attachment for RG174, RG179, RG316, RG188, .100 inch, LMR-100 Cable FMCN5250](#)

URL: <https://www.fairviewmicrowave.com/ssmb-plug-rg174-rg179-rg316-rg188-.100-lmr-100-connector-fmcn5250-p.aspx>

The information contained within this document is accurate to the best of our knowledge and representative of the part described herein. It may be necessary to make modifications to the part and/or the documentation of the part in order to implement improvements. Fairview Microwave reserves the right to make such changes as required. Unless otherwise stated, all specifications are nominal. Fairview Microwave does not make any representation or warranty regarding the suitability of the part described herein for any particular purpose, and Fairview Microwave does not assume liability arising out of the use of any part or document.

FMCN5250 CAD Drawing

RA SSMB Plug Connector Crimp/Solder Attachment for RG174, RG179, RG316, RG188, .100 inch, LMR-100 Cable



Times Microwave LMR-100A-PVC Low Loss Flexible Coax Cable Black PVC Jacket



LMR-100A-PVC



Times Microwave Systems Connector Specification

Configuration

- Low Loss, Indoor/Outdoor Flexible Cable
- 2 Shield(s)

Features

- Max Operating Frequency of 8 GHz

Applications

- General Purpose RF Interconnect
- Laboratory Applications

Description

LMR-100A coax cable from Fairview is only one of a large number of radio frequency twinaxial and coaxial cable types specifically stocked to be ready for quick shipment. Fairview Microwave LMR-100A-PVC coax cable is manufactured in a flexible design and has a 50 Ohm impedance. This low loss flexible 50 Ohm coax cable LMR-100A-PVC LMR-100A is constructed with a 0.11 inch diameter and PVC jacket.

LMR-100A-PVC flexible 50 Ohm coax cable with PVC jacket is rated for a 8 GHz maximum operating frequency. This 50 Ohm 0.11 inch diameter and low loss flexible coax cable is built with a shield count of 2 and RF shielding of 90 dB.

Fairview Microwave LMR-100A coax is constructed with PE dielectric and a maximum operating temperature of 85 degrees C. Times Microwave LMR-100A coax cable specs for this wire properties can be found on its RF coax cable LMR-100A datasheet PDF specifications above.

LMR-100A cable is part of more than one million RF, microwave and millimeter wave parts in stock at Fairview. This Times Microwave low loss LMR-100A coax cable is ready to buy and can be shipped worldwide. Fairview also maintains a wide selection of other radio frequency twinaxial and coaxial cable types that ship same-day from our warehouse as with the rest of our other RF/microwave and millimeter wave components.

* LMR™ is a trademark of Times Microwave Systems.

Electrical Specifications

Description	Minimum	Typical	Maximum	Units
Frequency Range	DC		8	GHz
Cutoff Frequency		90		GHz
Impedance		50		Ohms
Velocity of Propagation		66		%
Time Delay		1.54 [5.05]		ns/ft [ns/m]
Shielding Effectiveness	90			dB
Dielectric Withstanding Voltage (DC)			500	Vdc
Jacket Spark			2,000	Vrms
Inner Conductor DC Resistance			81	Ohms/1000ft

Times Microwave LMR-100A-PVC Low Loss Flexible Coax Cable Black PVC Jacket



LMR-100A-PVC

Electrical Specifications

Description	Minimum	Typical	Maximum	Units
Outer Conductor DC Resistance			9.5	Ohms/1000ft
Nominal Capacitance		30.8 [101.05]		pF/ft [pF/m]
Nominal Inductance		0.077 [0.25]		uH/ft [uH/m]
Input Power (Peak)			600	Watts

Performance by Frequency Band

Description	F1	F2	F3	F4	F5	Units
Frequency	50	150	220	450	900	MHz
Attenuation, Typ	3.9	8.9	10.9	15.8	22.8	dB/100ft
	12.8	29.2	35.76	51.84	74.8	dB/100m
Input Power (CW), Max	230	100	83	57	39	Watts

Description	F6	F7	F8	F9	F10	Units
Frequency	1.5	1.8	2	2.5	8	GHz
Attenuation, Typ	30.1	33.2	35.2	39.8	64.1	dB/100ft
	98.75	108.92	115.49	130.58	210.3	dB/100m
Input Power (CW), Max	29	27	25	22	13	Watts

Mechanical Specifications

Diameter	0.11 in [2.79 mm]
Weight	0.009 lbs/ft [0.01 kg/m]
Min. Bend Radius (Installation)	0.25 in [6.35 mm]
Min. Bend Radius (Repeated)	1 in [25.4 mm]
Bending Moment	0.1 lbs-ft [0.14 N-m]
Tensile Strength	15 lbs [6.8 kg]
Flat Plate Crush	10 lbs/in [0.18 kg/mm]

Construction Specifications

Description	Material and Plating	Diameter
Inner Conductor	Copper Clad Steel, 1 Strand	0.018 in [0.46 mm]
Conductor Type	Solid	
Dielectric	PE	0.06 in [1.52 mm]
First Shield	Aluminum Tape	
Second Shield	Tinned Copper Braid	
Jacket	PVC, Black	0.11 in [2.79 mm]

Times Microwave LMR-100A-PVC Low Loss Flexible Coax Cable Black PVC Jacket



LMR-100A-PVC

Environmental Specifications

Temperature

Operating Range	-40 to 85 deg C
Storage Range	-70 to 85 deg C

Compliance Certifications (see [product page](#) for current document)

Plotted and Other Data

Notes:

Times Microwave LMR-100A-PVC Low Loss Flexible Coax Cable Black PVC Jacket from Fairview Microwave is in-stock and available to ship same-day. All of our RF/microwave products are available off-the-shelf from our ISO 9001:2008 certified facilities in Lewisville, Texas. Fairview Microwave is RF on-demand.

For additional information on this product, please click the following link: [Times Microwave LMR-100A-PVC Low Loss Flexible Coax Cable Black PVC Jacket LMR-100A-PVC](#)

URL: <https://www.fairviewmicrowave.com/lmr100-low-loss-flexible-coax-cable-pvc-jacket-lmr-100a-pvc-p.aspx>

The information contained within this document is accurate to the best of our knowledge and representative of the part described herein. It may be necessary to make modifications to the part and/or the documentation of the part in order to implement improvements. Fairview Microwave reserves the right to make such changes as required. Unless otherwise stated, all specifications are nominal. Fairview Microwave does not make any representation or warranty regarding the suitability of the part described herein for any particular purpose, and Fairview Microwave does not assume liability arising out of the use of any part or document.

LMR-100A-PVC CAD Drawing
 Times Microwave LMR-100A-PVC Low Loss Flexible Coax Cable Black PVC Jacket

