

SSMC Plug Connector Crimp/Solder Attachment for RG316, RG174, RG188, 0.100 inch, LMR-100, LMR-100A, LMR-100A-FR Cable

SSMC plug connector with crimp/solder attachment for RG316, RG174, RG188, 0.100 inch, LMR-100, LMR-100A and LMR-100A-FR, part number SC8860, from Fairview Microwave is in-stock and ships same day. This SSMC plug connector operates up to a maximum frequency of 12.4 GHz and offers good VSWR of 1.5:1.

Fairview's SSMC plug connector SC8860 datasheet specifications and outline drawing are shown in this PDF below. Our extensive offering of RF, microwave and millimeter wave connectors allows designers to configure and customize their signal connections however they like. From providing an I/O for a board design to creating a custom cable assembly configuration, Fairview Microwave has a connector solution to meet your needs. Fairview Microwave also has the expertise to build your custom cable assemblies for you and ship them same-day.

Electrical Specifications

Description	Min	Typ	Max	Units
Frequency Range	DC		12.4	GHz
VSWR			1.5:1	
Insulation Resistance	1,000			MOhms

Mechanical Specifications

Size	
Length	0.787 in [19.99 mm]
Weight	0.005 lbs [2.27 g]
Mating Cycles	500 Cycles
Mating Torque	1 in-lbs [0.11 Nm]

Material Specifications

Description	Material	Plating
Contact	Beryllium Copper	Gold
Insulation	PTFE	
Body	Beryllium Copper	Gold
Coupling Nut	Brass	Gold

Environmental Specifications

Temperature

Operating Range	-45 to +120 deg C
-----------------	-------------------

Compliance Certifications (see [product page](#) for current document)

Plotted and Other Data

Notes:



Configuration:

- SSMC Plug Connector
- 50 Ohms
- Straight Body Geometry
- RG316, RG174, RG188, 0.100 inch, LMR-100, LMR-100A, LMR-100A-FR Interface Type
- Crimp/Solder Attachment
- 5/32 inch Hex

Features:

- Operating Frequency of 12.4 GHz Max.
- Good VSWR of 1.5:1
- Gold Plated Beryllium Copper Contact

Applications:

- General Purpose Test
- Custom Cable Assemblies


Fairview Microwave
 301 Leora Ln., Suite 100
 Lewisville, TX 75056
 Tel: 1-800-715-4396 / (972) 649-6678
 Fax: (972) 649-6689
www.fairviewmicrowave.com
sales@fairviewmicrowave.com

SSMC Plug Connector Crimp/Solder Attachment for RG316, RG174, RG188, 0.100 inch, LMR-100, LMR-100A, LMR-100A-FR Cable from Fairview Microwave is in-stock and available to ship same-day. All of our RF/microwave products are available off-the-shelf from our ISO 9001:2008 certified facilities in Lewisville, Texas. Fairview Microwave is RF on-demand.

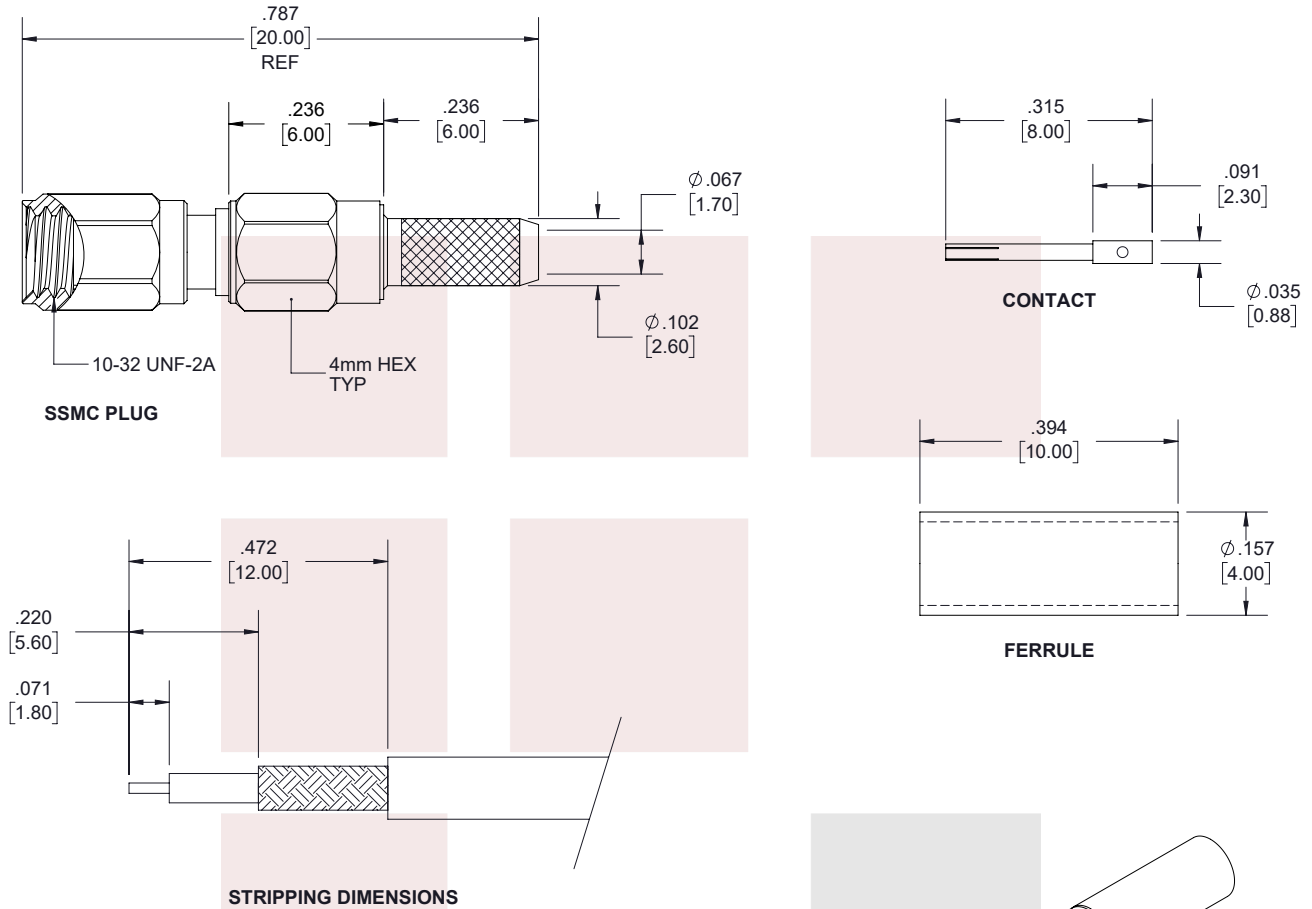
For additional information on this product, please click the following link: [SSMC Plug Connector Crimp/Solder Attachment for RG316, RG174, RG188, 0.100 inch, LMR-100, LMR-100A, LMR-100A-FR Cable SC8860](#)

URL: <https://www.fairviewmicrowave.com/ssmc-male-rg316-rg174-rg188-0.100-lmr-100-lmr-100a-lmr-100a-fr-connector-sc8860-p.aspx>

The information contained in this document is accurate to the best of our knowledge and representative of the part described herein. It may be necessary to make modifications to the part and/or the documentation of the part, in order to implement improvements. Fairview Microwave reserves the right to make such changes as required. Unless otherwise stated, all specifications are nominal. Fairview Microwave does not make any representation or warranty regarding the suitability of the part described herein for any particular purpose, and Fairview Microwave does not assume any liability arising out of the use of any part or documentation.



REVISIONS			
REV.	DESCRIPTION	DATE	APPROVED
A	PCR PE45209/ SC8860 2011127	12/13/19	S.ELLIS



NOTES:

- CABLE ATTACHMENT:
 - OUTER: CRIMP.
 - INNER: SOLDER.
- CRIMP SIZE REQUIRED:
 - FERRULE: .134 [3.40] HEX. CRIMP TOOL.
 - CONTACT: SOLDER.

THESE COMMODITIES, TECHNOLOGY OR SOFTWARE WERE EXPORTED FROM THE UNITED STATES IN ACCORDANCE WITH THE EXPORT ADMINISTRATION REGULATIONS. DIVERSION CONTRARY TO U.S. LAW PROHIBITED.

TITLE

SSMC Plug Connector Crimp/Solder Attachment for RG316, RG174, RG188, 0.100 inch, LMR-100, LMR-100A, LMR-100A-FR Cable

UNLESS OTHERWISE SPECIFIED LEADING DIMENSIONS ARE INCHES
DIMENSIONS IN [] ARE MILLIMETERS

TOLERANCES:

.X = ±.2 [5.08] FRACTIONS
.XX = ±.02 [.51] ± 1/32
.XXX = ±.005 [.13] ANGLES ± 1°

CABLE LENGTH (L) TOLERANCES:

L ≤ 12 [305] = +1 [25] / -0
12 [305] < L ≤ 60 [1524] = +2 [51] / -0
60 [1524] < L ≤ 120 [3048] = +4 [102] / -0
120 [3048] < L ≤ 300 [7620] = +6 [152] / -0
300 [7620] < L = +5%L / -0

THIRD-ANGLE PROJECTION



THE INFORMATION AND DESIGN IN THIS DOCUMENT IS THE PROPERTY OF FAIRVIEW MICROWAVE CORPORATION. ALL RIGHTS RESERVED.

SHEET 1 OF 1

SCALE N/A

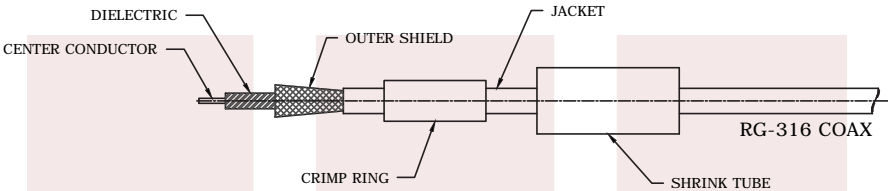
ALL DIMENSIONS SHOWN ARE FOR REFERENCE ONLY.

SIZE	CAGE CODE	DRAWN BY	ITEM NO.	REV
A	3FKR5	K.DANG	SC8860	A

T-Rev.D



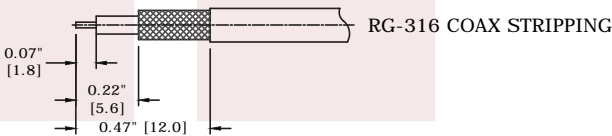
STEP 1 - STRIP THE COAX



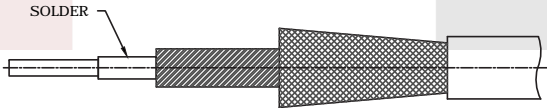
1.1 SLIDE SHRINK TUBE AND CRIMP RING
ONTO CABLE

1.2 STRIP CABLE JACKET, OUTER SHIELD, DIELECTRIC AND
CENTER CONDUCTOR TO DIMENSIONS SHOWN

1.3 FLARE OUTER SHIELD AS SHOWN



STEP 2 - PIN SOLDERING



FAIRVIEW MICROWAVE INC.

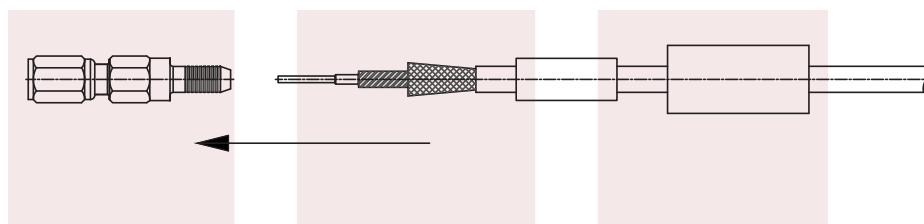
ALLEN, TX 75013 WWW.FAIRVIEWMICROWAVE.COM

TITLE
SSMC Plug Connector Crimp/Solder Attachment for
RG316, RG174, RG188, 0.100 inch, LMR-100, LMR-
100A, LMR-100A-FR Cable

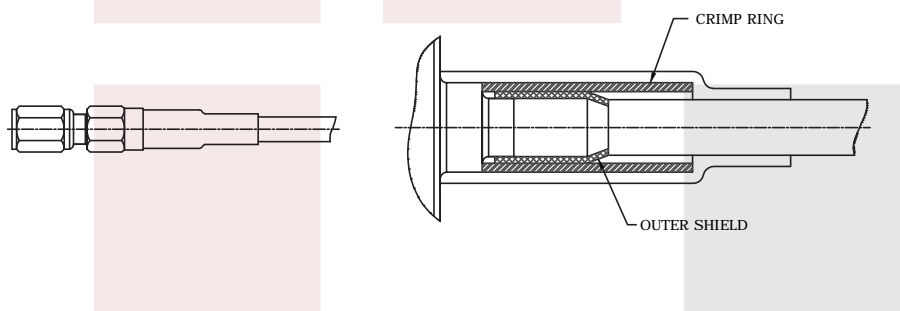
NOTES:
1. UNLESS OTHERWISE SPECIFIED ALL DIMENSIONS ARE NOMINAL.
2. ALL SPECIFICATIONS ARE SUBJECT TO CHANGE WITHOUT NOTICE AT ANY TIME.
3. DIMENSIONS ARE IN INCHES [mm].

DWG NO		SC8860		CAGE CODE	
				3FKR5	
CAD FILE	020916	SHEET	SCALE	N/A	SIZE A 5568

STEP 3 - ASSEMBLE THE CONNECTOR BODY



STEP 4 - HEAT SHRINK



FAIRVIEW MICROWAVE INC.

ALLEN, TX 75013 WWW.FAIRVIEWMICROWAVE.COM

TITLE

SSMC Plug Connector Crimp/Solder Attachment for
RG316, RG174, RG188, 0.100 inch, LMR-100, LMR-
100A, LMR-100A-FR Cable

NOTES:

1. UNLESS OTHERWISE SPECIFIED ALL DIMENSIONS ARE NOMINAL.
2. ALL SPECIFICATIONS ARE SUBJECT TO CHANGE WITHOUT NOTICE AT ANY TIME.
3. DIMENSIONS ARE IN INCHES [mm].

DWG NO

SC8860

CAGE CODE

3FKR5

CAD FILE

020916

SHEET

SCALE

N/A

SIZE

A

5568

BNC Male Connector Crimp/Solder Attachment For RG316, RG174, RG188, 0.100 inch, LMR-100, LMR-100A, LMR-100A-FR Cable

BNC male connector with crimp/solder attachment for RG316, RG174, RG188, 0.100 inch, LMR-100, LMR-100A and LMR-100A-FR, part number SC6031, from Fairview Microwave is in-stock and ships same day. This BNC male connector operates up to a maximum frequency of 3 GHz and offers excellent VSWR of 1.25:1.

Fairview's BNC male connector SC6031 datasheet specifications and outline drawing are shown in this PDF below. Our extensive offering of RF, microwave and millimeter wave connectors allows designers to configure and customize their signal connections however they like. From providing an I/O for a board design to creating a custom cable assembly configuration, Fairview Microwave has a connector solution to meet your needs. Fairview Microwave also has the expertise to build your custom cable assemblies for you and ship them same-day.

Electrical Specifications

Description	Min	Typ	Max	Units
Frequency Range	DC		3	GHz
VSWR			1.25:1	
Operating Voltage (AC)			335	Vrms

Mechanical Specifications

Size	
Length	0.846 in [21.49 mm]
Width/Dia.	0.571 in [14.50 mm]
Weight	0.027 lbs [12.25 g]

Material Specifications

Description	Material	Plating
Contact	Brass	Gold 50 µin minimum
Insulation	PTFE	
Body	Brass	Nickel 100 µin minimum
Coupling Nut	Brass	Nickel 100 µin minimum

Environmental Specifications

Temperature	
Operating Range	-65 to +165 deg C

Compliance Certifications (see [product page](#) for current document)

Plotted and Other Data

Notes:



Configuration:

- BNC Male Connector
- MIL-STD-348A
- 50 Ohms
- Straight Body Geometry
- RG316, RG174, RG188, 0.100 inch, LMR-100, LMR-100A, LMR-100A-FR Interface Type
- Crimp/Solder Attachment

Features:

- Operating Frequency of 3 GHz Max.
- Excellent VSWR of 1.25:1
- Gold Plated Brass Contact
- 50 µin minimum contact plating

Applications:

- General Purpose Test
- Custom Cable Assemblies

Fairview Microwave
1130 Junction Dr. #100
Allen, TX 75013
Tel: 1-800-715-4396 / (972) 649-6678
Fax: (972) 649-6689
www.fairviewmicrowave.com
sales@fairviewmicrowave.com


Assembly Instruction

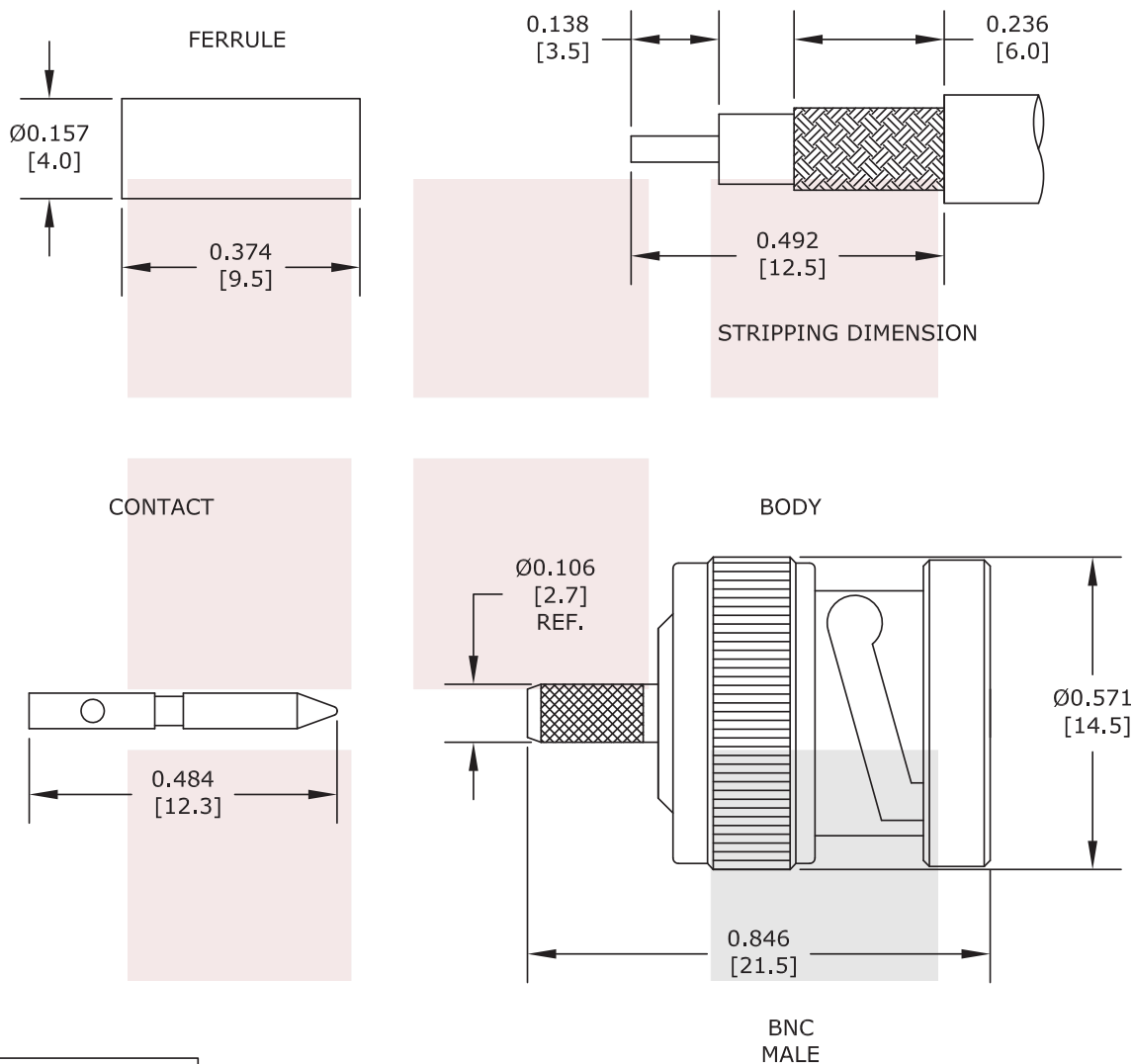
BNC Male Connector Crimp/Solder Attachment For RG316, RG174, RG188, 0.100 inch, LMR-100, LMR-100A, LMR-100A-FR Cable from Fairview Microwave is in-stock and available to ship same-day. All of our RF/microwave products are available off-the-shelf from our ISO 9001:2008 certified facilities in Allen, Texas. Fairview Microwave is RF on-demand.

For additional information on this product, please click the following link: [BNC Male Connector Crimp/Solder Attachment For RG316, RG174, RG188, 0.100 inch, LMR-100, LMR-100A, LMR-100A-FR Cable SC6031](#)

URL: <https://www.fairviewmicrowave.com/bnc-male-standard-rg316-rg174-connector-sc6031-p.aspx>

The information contained in this document is accurate to the best of our knowledge and representative of the part described herein. It may be necessary to make modifications to the part and/or the documentation of the part, in order to implement improvements. Fairview Microwave reserves the right to make such changes as required. Unless otherwise stated, all specifications are nominal. Fairview Microwave does not make any representation or warranty regarding the suitability of the part described herein for any particular purpose, and Fairview Microwave does not assume any liability arising out of the use of any part or documentation.





STANDARD TOLERANCES	
.X	±0.2
.XX	±0.1
.XXX	±0.05

*STANDARD TOLERANCES APPLY
ONLY TO DIMENSIONS IN INCHES

FAIRVIEW MICROWAVE INC.

ALLEN, TX 75013 WWW.FAIRVIEWMICROWAVE.COM

NOTES:
1. UNLESS OTHERWISE SPECIFIED ALL DIMENSIONS ARE NOMINAL.
2. ALL SPECIFICATIONS ARE SUBJECT TO CHANGE WITHOUT NOTICE AT ANY TIME.
3. DIMENSIONS ARE IN INCHES [mm].

TITLE

BNC Male Connector Crimp/Solder Attachment For
RG316, RG174, RG188, 0.100 inch, LMR-100, LMR-
100A, LMR-100A-FR Cable

DWG NO

SC6031

CAGE CODE

3FKR5

CAD FILE

120216

SHEET

SCALE

N/A

SIZE

A

41742

RG174 Flexible Coax Cable Black PVC Jacket

Electrical Specifications

Description	Min	Typ	Max	Units
Frequency Range	DC		1,000	MHz
Impedance		50		Ohms
Velocity of Propagation		66		%
Nominal Capacitance		31.08		pF/ft
		[101.97]		[pF/m]

Performance by Frequency Band

Description	F1	F2	F3	F4	F5	Units
Frequency	100	400	1,000			MHz
Attenuation, Typ	8.4	27.56	32			dB/100ft
	27.56	90.42	104.99			dB/100m

Mechanical Specifications

Diameter	0.11 in [2.79 mm]
Weight	0.009 lbs/ft [0.01 Kg/m]

Construction Specifications

Description	Material and Plating	Diameter
Inner Conductor	Copper Clad Steel, 7 Strands	0.019 in [0.48 mm]
Conductor Type	Stranded	
Dielectric	PE	0.06 in [1.52 mm]
First Shield	Tinned Copper Braid	0.078 in [1.98 mm]
Jacket	PVC, Black	0.11 in [2.79 mm]

Environmental Specifications

Temperature

Operating Range	-40 to +80 deg C
-----------------	------------------

Compliance Certifications (see [product page](#) for current document)

Plotted and Other Data

Notes:



Configuration:

- Flexible Cable
- 1 Shield(s)


Fairview Microwave
301 Leora Ln., Suite 100
Lewisville, TX 75056
Tel: 1-800-715-4396 / (972) 649-6678
Fax: (972) 649-6689
www.fairviewmicrowave.com
sales@fairviewmicrowave.com

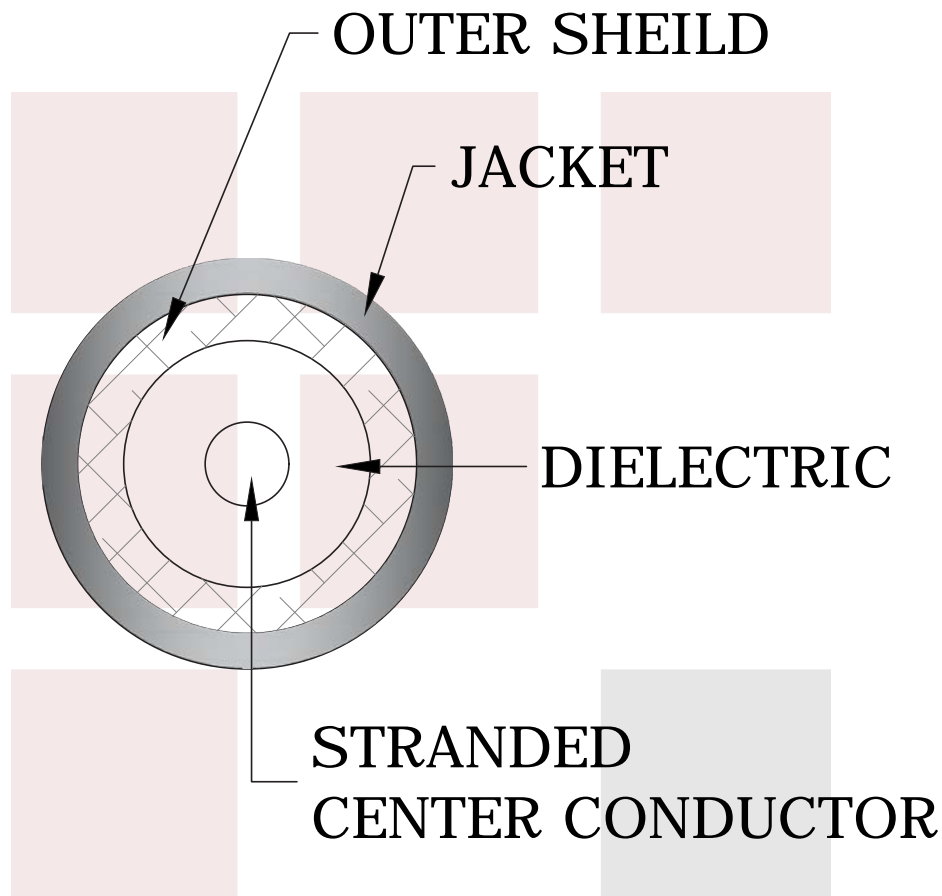
RG174 Flexible Coax Cable Black PVC Jacket from Fairview Microwave has same day shipment for domestic and International orders. Our RF, microwave and fiber optic products maintain a 99% availability and are part of the broadest selection in the industry.

Click the following link to obtain additional part information: [RG174 Flexible Coax Cable Black PVC Jacket RG174](#)

URL: <https://www.fairviewmicrowave.com/rg174-flexible-coax-cable-pvc-jacket-rg174-p.aspx>

The information contained in this document is accurate to the best of our knowledge and representative of the part described herein. It may be necessary to make modifications to the part and/or the documentation of the part, in order to implement improvements. Fairview Microwave reserves the right to make such changes as required. Unless otherwise stated, all specifications are nominal. Fairview Microwave does not make any representation or warranty regarding the suitability of the part described herein for any particular purpose, and Fairview Microwave does not assume any liability arising out of the use of any part or documentation.





FAIRVIEW MICROWAVE INC. ALLEN, TX 75013 WWW.FAIRVIEWMICROWAVE.COM		NOTES: 1. UNLESS OTHERWISE SPECIFIED ALL DIMENSIONS ARE NOMINAL. 2. ALL SPECIFICATIONS ARE SUBJECT TO CHANGE WITHOUT NOTICE AT ANY TIME. 3. DIMENSIONS ARE IN INCHES [mm].			
TITLE RG174 Flexible Coax Cable Black PVC Jacket	DWG NO RG174		CAGE CODE 3FKR5		
	CAD FILE 120315	SHEET	SCALE N/A	SIZE A	5568