

## RA N Male Connector Crimp/Solder Attachment For RG58 Cable

### Electrical Specifications

Description	Min	Typ	Max	Units
Frequency Range	DC		1,000	MHz
VSWR			1.5:1	
Operating Voltage (AC)			1,000	Vrms

### Mechanical Specifications

Weight 0.137 lbs [62.14 g]

### Material Specifications

Description	Material	Plating
Contact	Brass	Gold
Insulation	Teflon	
Body	Brass	Nickel
Coupling Nut	Brass	Nickel
Gasket	Silicone	
Crimp Sleeve	Brass	Nickel

### Environmental Specifications

#### Temperature

Operating Range -65 to 165 deg C

### Compliance Certifications (visit [www.FairviewMicrowave.com](http://www.FairviewMicrowave.com) for current document)

RoHS Compliant Yes  
REACH Compliant 12/17/2015



### Configuration:

- N Male Connector
- MIL-STD-348A
- 50 Ohms
- Right Angle Body Geometry
- RG58 Interface Type
- Crimp/Solder Attachment

Fairview Microwave  
1130 Junction Dr. #100  
Allen, TX 75013  
Tel: 1-800-715-4396 / (972) 649-6678  
Fax: (972) 649-6689  
[www.fairviewmicrowave.com](http://www.fairviewmicrowave.com)  
[sales@fairviewmicrowave.com](mailto:sales@fairviewmicrowave.com)

## Plotted and Other Data

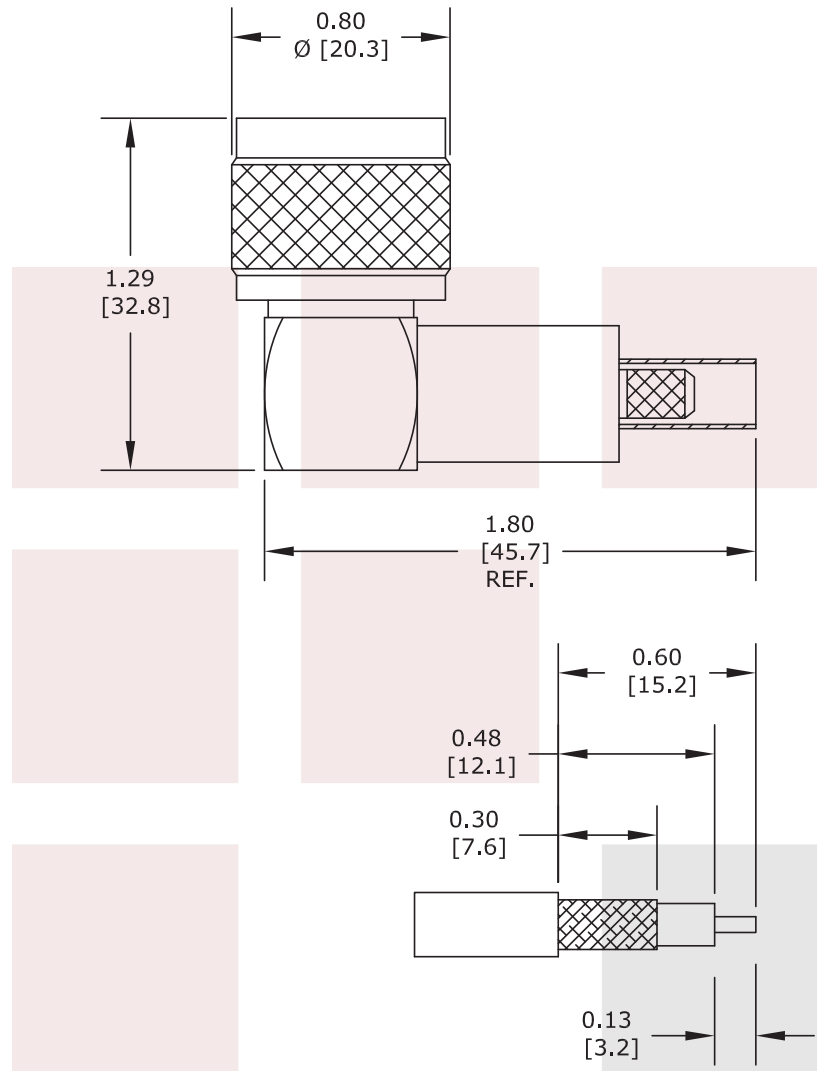
Notes:

RA N Male Connector Crimp/Solder Attachment For RG58 Cable from Fairview Microwave is in-stock and available to ship same-day. All of our RF/microwave products are available off-the-shelf from our ISO 9001:2008 certified facilities in Allen, Texas. Fairview Microwave is RF on-demand.

For additional information on this product, please click the following link: [RA N Male Connector Crimp/Solder Attachment For RG58 Cable FMCN1104](#)

URL: <https://www.fairviewmicrowave.com/n-male-rg58-connector-fmcn1104-p.aspx>

The information contained in this document is accurate to the best of our knowledge and representative of the part described herein. It may be necessary to make modifications to the part and/or the documentation of the part, in order to implement improvements. Fairview Microwave reserves the right to make such changes as required. Unless otherwise stated, all specifications are nominal. Fairview Microwave does not make any representation or warranty regarding the suitability of the part described herein for any particular purpose, and Fairview Microwave does not assume any liability arising out of the use of any part or documentation.



STRIPPING DIMENSIONS

CRIMP SIZES REQUIRED

CONTACT: .100" HEX CRIMP TOOL  
FERRULE: .213" HEX CRIMP TOOL

<b>FAIRVIEW MICROWAVE INC.</b> ALLEN, TX 75013 WWW.FAIRVIEWMICROWAVE.COM		NOTES: 1. UNLESS OTHERWISE SPECIFIED ALL DIMENSIONS ARE NOMINAL. 2. ALL SPECIFICATIONS ARE SUBJECT TO CHANGE WITHOUT NOTICE AT ANY TIME. 3. DIMENSIONS ARE IN INCHES [mm].			
TITLE RA N Male Connector Crimp/Solder Attachment For RG58 Cable	DWG NO <b>FMCN1104</b>		CAGE CODE <b>3FKR5</b>		
	CAD FILE 022516	SHEET	SCALE N/A	SIZE A	2233

## RA N Male Connector Crimp/Solder Attachment For RG58 Cable

### Electrical Specifications

Description	Min	Typ	Max	Units
Frequency Range	DC		1,000	MHz
VSWR			1.5:1	
Operating Voltage (AC)			1,000	Vrms

### Mechanical Specifications

Weight 0.137 lbs [62.14 g]

### Material Specifications

Description	Material	Plating
Contact	Brass	Gold
Insulation	Teflon	
Body	Brass	Nickel
Coupling Nut	Brass	Nickel
Gasket	Silicone	
Crimp Sleeve	Brass	Nickel

### Environmental Specifications

#### Temperature

Operating Range -65 to 165 deg C

### Compliance Certifications (visit [www.FairviewMicrowave.com](http://www.FairviewMicrowave.com) for current document)

RoHS Compliant Yes  
REACH Compliant 12/17/2015



### Configuration:

- N Male Connector
- MIL-STD-348A
- 50 Ohms
- Right Angle Body Geometry
- RG58 Interface Type
- Crimp/Solder Attachment

Fairview Microwave  
1130 Junction Dr. #100  
Allen, TX 75013  
Tel: 1-800-715-4396 / (972) 649-6678  
Fax: (972) 649-6689  
[www.fairviewmicrowave.com](http://www.fairviewmicrowave.com)  
[sales@fairviewmicrowave.com](mailto:sales@fairviewmicrowave.com)

## Plotted and Other Data

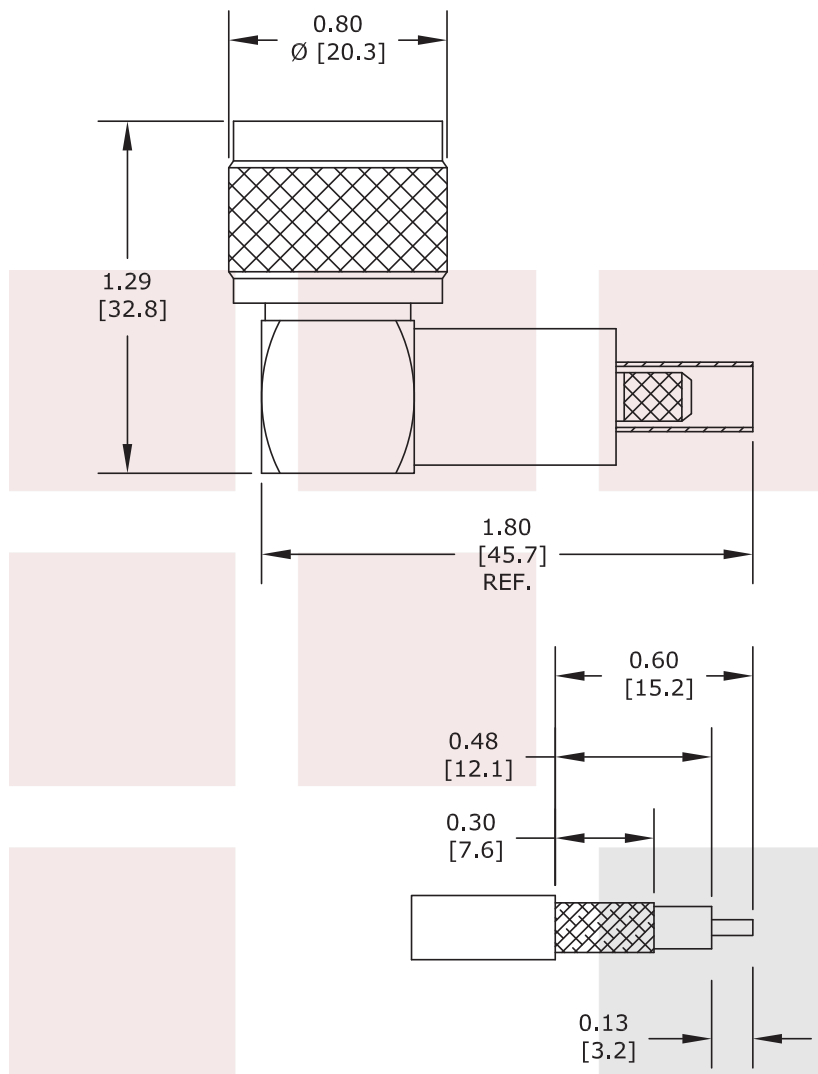
Notes:

RA N Male Connector Crimp/Solder Attachment For RG58 Cable from Fairview Microwave is in-stock and available to ship same-day. All of our RF/microwave products are available off-the-shelf from our ISO 9001:2008 certified facilities in Allen, Texas. Fairview Microwave is RF on-demand.

For additional information on this product, please click the following link: [RA N Male Connector Crimp/Solder Attachment For RG58 Cable FMCN1104](#)

URL: <https://www.fairviewmicrowave.com/n-male-rg58-connector-fmcn1104-p.aspx>

The information contained in this document is accurate to the best of our knowledge and representative of the part described herein. It may be necessary to make modifications to the part and/or the documentation of the part, in order to implement improvements. Fairview Microwave reserves the right to make such changes as required. Unless otherwise stated, all specifications are nominal. Fairview Microwave does not make any representation or warranty regarding the suitability of the part described herein for any particular purpose, and Fairview Microwave does not assume any liability arising out of the use of any part or documentation.



STRIPPING DIMENSIONS

CRIMP SIZES REQUIRED

CONTACT: .100" HEX CRIMP TOOL  
FERRULE: .213" HEX CRIMP TOOL

<b>FAIRVIEW MICROWAVE INC.</b> ALLEN, TX 75013 WWW.FAIRVIEWMICROWAVE.COM		NOTES: 1. UNLESS OTHERWISE SPECIFIED ALL DIMENSIONS ARE NOMINAL. 2. ALL SPECIFICATIONS ARE SUBJECT TO CHANGE WITHOUT NOTICE AT ANY TIME. 3. DIMENSIONS ARE IN INCHES [mm].			
TITLE RA N Male Connector Crimp/Solder Attachment For RG58 Cable	DWG NO <b>FMCN1104</b>		CAGE CODE <b>3FKR5</b>		
	CAD FILE 022516	SHEET	SCALE N/A	SIZE A	2233

## Times Microwave LMR-LW195 Low Loss Flexible Coax Cable Black PE Jacket Light Weight

### Times Microwave Systems Coax Cable Specification

LMR-LW195 Light weight version of the 195 series Low Loss Coax from Times Microwave is part of the large product offering by Fairview Microwave of radio frequency coaxial cable types specifically stocked to be ready for same-day shipment. Fairview Microwave LMR-LW195 coax cable is manufactured in a flexible design and has a 50 Ohm impedance. This low loss and light weight flexible 50 Ohm coax cable LMR-LW195 is constructed with a 0.195 inch diameter and Black PE jacket.

LMR-LW195 flexible 50 Ohm coax cable with PE jacket is rated for a 8 GHz maximum operating frequency. This 50 Ohm 0.195 inch diameter and low loss flexible coax cable is built with an aluminum double shield count and RF shielding of 90 dB. Times Microwave LMR-LW195 PE coax is constructed with Foam PE dielectric and a maximum operating temperature of 85 degrees C. Fairview Microwave's offering of LMR-LW195 coax cable provides specs for this wire on its RF coax cable LMR-LW195 datasheet.

LMR-LW195 cable is part of more than one million RF, microwave parts in stock at Fairview Microwave. This Times Microwave low loss and light weight LMR-LW195 coax cable is ready to buy and can be shipped worldwide. Fairview Microwave also maintains a wide selection of other radio frequency coaxial cable types that ship same-day from our warehouse as with the rest of our other RF/microwave components.

\* LMR™ is a trademark of Times Microwave Systems.

### Electrical Specifications

Description	Min	Typ	Max	Units
Frequency Range	DC		8	GHz
Impedance		50		Ohms
Velocity of Propagation		80		%
Time Delay		1.27 [4.17]		ns/ft [ns/m]
Shielding Effectiveness	90			dB
DWV (DC)			1,000	Vdc
Jacket Spark			3,000	Vrms
Inner Conductor DC Resist.			7.6	Ohms/1000ft
Outer Conductor DC Resist.			18.1	Ohms/1000ft
Nominal Capacitance		25.4		pF/ft
		[83.33]		[pF/m]
Nominal Inductance		0.064		uH/ft
		[0.21]		[uH/m]
Input Power (Peak)			2.5	kWatts

### Performance by Frequency Band

Description	F1	F2	F3	F4	F5	Units
Frequency	0.05	0.15	0.45	0.9	1.5	GHz
Attenuation, Typ	2.5	4.4	7.8	11.1	14.5	dB/100ft
	8.2	14.44	25.59	36.42	47.57	dB/100m



### Configuration:

- Low Loss, Outdoor Flexible Cable
- 2 Shield(s)

### Features:

- Max Operating Frequency of 8 GHz
- Phase Velocity 80% VoP
- Aluminum Shielding Resulting in a Light Weight Coax
- Max Operating Temperature +85°C
- PE Jacket
- Min Install Bend Radius of 0.5 inches

### Applications:

- General Purpose RF Interconnect
- Laboratory Applications
- Antenna Installs
- RF Test Systems
- Wireless Communications

Fairview Microwave  
301 Leora Ln., Suite 100  
Lewisville, TX 75056  
Tel: 1-800-715-4396 / (972) 649-6678  
Fax: (972) 649-6689  
[www.fairviewmicrowave.com](http://www.fairviewmicrowave.com)  
[sales@fairviewmicrowave.com](mailto:sales@fairviewmicrowave.com)

Power In (CW), Max	680	390	220	160	120	Watts
<b>Description</b>	<b>F6</b>	<b>F7</b>	<b>F8</b>	<b>F9</b>	<b>F10</b>	<b>Units</b>
Frequency	1.8	2	2.5	5.8	8	GHz
Attenuation, Typ	16	16.9	19	29.9	35.7	dB/100ft
	52.49	55.45	62.34	98.1	117.13	dB/100m
Power In (CW), Max	110	100	90	60	40	Watts

### Mechanical Specifications

Diameter	0.195 in [4.95 mm]
Weight	0.015 lbs/ft [0.02 kg/m]
Min. Bend Radius (Installation)	0.5 in [12.7 mm]
Min. Bend Radius (Repeated)	2 in [50.8 mm]
Bending Moment	0.2 lbs-ft [0.27 N-m]
Tensile Strength	40 lbs [18.14 kg]
Flat Plate Crush	15 lbs/in [0.27 kg/mm]

### Construction Specifications

Description	Material and Plating	Diameter
Inner Conductor	Copper, 1 Strands	0.037 in [0.94 mm]
Conductor Type	Solid	
Dielectric	Foam PE	0.11 in [2.79 mm]
First Shield	Aluminum Tape	[ ]
Second Shield	Aluminium	[ ]
Jacket	PE, Black	0.195 in [4.95 mm]

### Environmental Specifications

<b>Temperature</b>	
Operating Range	-40 to +85 deg C
Installation Range	-40 to +85 deg C
Storage Range	-70 to +85 deg C

**Compliance Certifications** (see [product page](#) for current document)

### Plotted and Other Data

Notes:




Times Microwave LMR-LW195 Low Loss Flexible Coax Cable Black PE Jacket Light Weight from Fairview Microwave has same day shipment for domestic and International orders. Our RF, microwave and fiber optic products maintain a 99% availability and are part of the broadest selection in the industry.

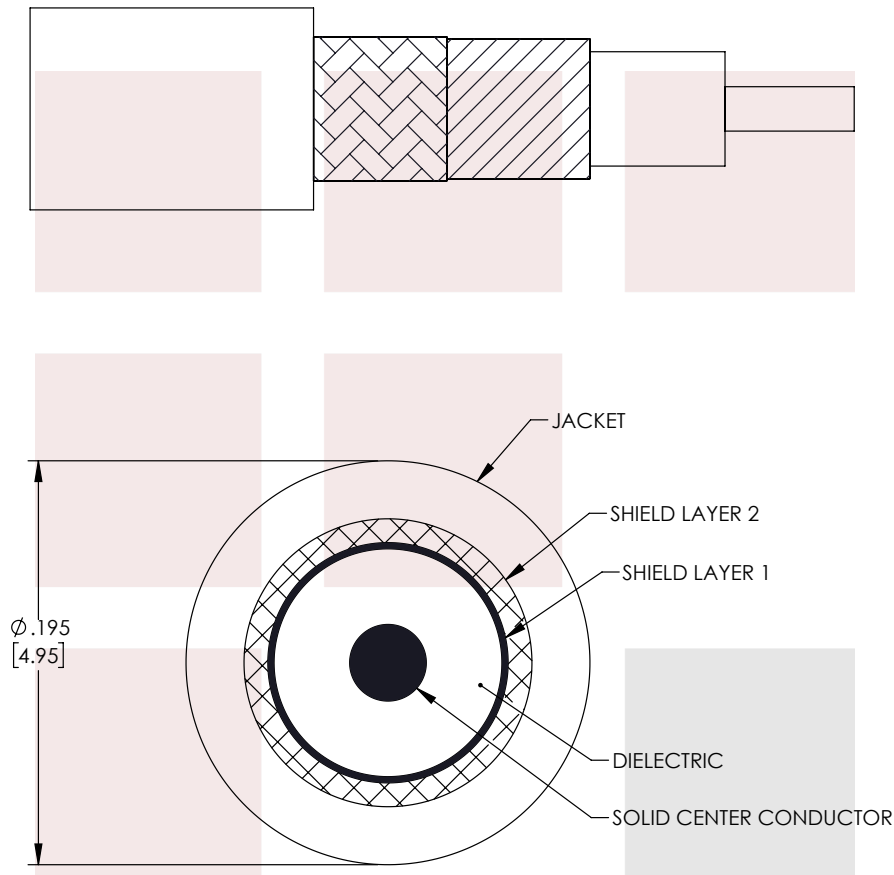
Click the following link to obtain additional part information: [Times Microwave LMR-LW195 Low Loss Flexible Coax Cable Black PE Jacket Light Weight LMR-LW195](https://www.fairviewmicrowave.com/lmr-lw195-low-loss-flexible-coax-cable-pe-jacket-lmr-lw195-p.aspx)

URL: <https://www.fairviewmicrowave.com/lmr-lw195-low-loss-flexible-coax-cable-pe-jacket-lmr-lw195-p.aspx>

The information contained in this document is accurate to the best of our knowledge and representative of the part described herein. It may be necessary to make modifications to the part and/or the documentation of the part, in order to implement improvements. Fairview Microwave reserves the right to make such changes as required. Unless otherwise stated, all specifications are nominal. Fairview Microwave does not make any representation or warranty regarding the suitability of the part described herein for any particular purpose, and Fairview Microwave does not assume any liability arising out of the use of any part or documentation.



REVISIONS			
REV.	DESCRIPTION	DATE	APPROVED
A	INITIAL RELEASE	06-04-2021	SELLIS



THESE COMMODITIES, TECHNOLOGY OR SOFTWARE WERE EXPORTED FROM THE UNITED STATES IN ACCORDANCE WITH THE EXPORT ADMINISTRATION REGULATIONS. DIVERSION CONTRARY TO U.S. LAW PROHIBITED.

TITLE

Times Microwave LMR-LW195 Low Loss Flexible Coax  
Cable Black PE Jacket Light Weight

UNLESS OTHERWISE SPECIFIED LEADING DIMENSIONS ARE INCHES  
DIMENSIONS IN [ ] ARE MILLIMETERS

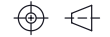
TOLERANCES:

.X =  $\pm .2$  [5.08] FRACTIONS  
.XX =  $\pm .02$  [.51]  $\pm 1/32$   
.XXX =  $\pm .005$  [.13] ANGLES  $\pm 1^\circ$

CABLE LENGTH (L) TOLERANCES:

L  $\leq 12$  [305] =  $\pm 1$  [25] / -0  
12 [305] < L  $\leq 60$  [1524] =  $\pm 2$  [51] / -0  
60 [1524] < L  $\leq 120$  [3048] =  $\pm 4$  [102] / -0  
120 [3048] < L  $\leq 300$  [7620] =  $\pm 6$  [152] / -0  
300 [7620] < L =  $\pm 5\%$  L / -0

THIRD-ANGLE PROJECTION



THE INFORMATION AND  
DESIGN IN THIS DOCUMENT  
IS THE PROPERTY OF  
FAIRVIEW MICROWAVE CORPORATION.  
ALL RIGHTS RESERVED.

SHEET 1 OF 1

SCALE N/A

ALL DIMENSIONS SHOWN ARE FOR REFERENCE ONLY.

SIZE	CAGE CODE	DRAWN BY	ITEM NO.	REV
A	3FKR5	MVEERAPPAN	LMR-LW195	A

T-Rev.D