

**N Male Connector Crimp/Solder Attachment For
 RG316, RG174, RG188, 0.100 inch, LMR-100, LMR-
 100A, LMR-100A-FR Cable**

Type N male connector with crimp/solder attachment for RG316, RG174, RG188, 0.100 inch, LMR-100, LMR-100A and LMR-100A-FR, part number SC9124, from Fairview Microwave is in-stock and ships same day. This type N male connector operates up to a maximum frequency of 3 GHz and offers excellent VSWR of 1.25:1.

Fairview's type N male connector SC9124 datasheet specifications and outline drawing are shown in this PDF below. Our extensive offering of RF, microwave and millimeter wave connectors allows designers to configure and customize their signal connections however they like. From providing an I/O for a board design to creating a custom cable assembly configuration, Fairview Microwave has a connector solution to meet your needs. Fairview Microwave also has the expertise to build your custom cable assemblies for you and ship them same-day.

Electrical Specifications

Description	Min	Typ	Max	Units
Frequency Range	DC		3	GHz
VSWR			1.25:1	
Insertion Loss			0.18	dB
Operating Voltage (AC)			500	Vrms
DWV (AC)			1,000	Vrms

Mechanical Specifications

Size	
Length	1.09 in [27.69 mm]
Width/Dia.	0.827 in [21.01 mm]
Weight	0.069 lbs [31.3 g]
Mating Cycles	500 Cycles

Material Specifications

Description	Material	Plating
Contact	Beryllium Copper	Gold
Insulation	PTFE	
Body	Brass	Nickel
Coupling Nut	Brass	Nickel

Environmental Specifications

Compliance Certifications (see [product page](#) for current document)

Plotted and Other Data

Notes:



Configuration:

- N Male Connector
- 50 Ohms
- Straight Body Geometry
- RG316, RG174, RG188, 0.100 inch, LMR-100, LMR-100A, LMR-100A-FR Interface Type
- Crimp/Solder Attachment

Features:

- Operating Frequency of 3 GHz Max.
- Excellent VSWR of 1.25:1
- Gold Plated Beryllium Copper Contact

Applications:

- General Purpose Test
- Custom Cable Assemblies


Fairview Microwave
 1130 Junction Dr. #100
 Allen, TX 75013
 Tel: 1-800-715-4396 / (972) 649-6678
 Fax: (972) 649-6689
www.fairviewmicrowave.com
sales@fairviewmicrowave.com

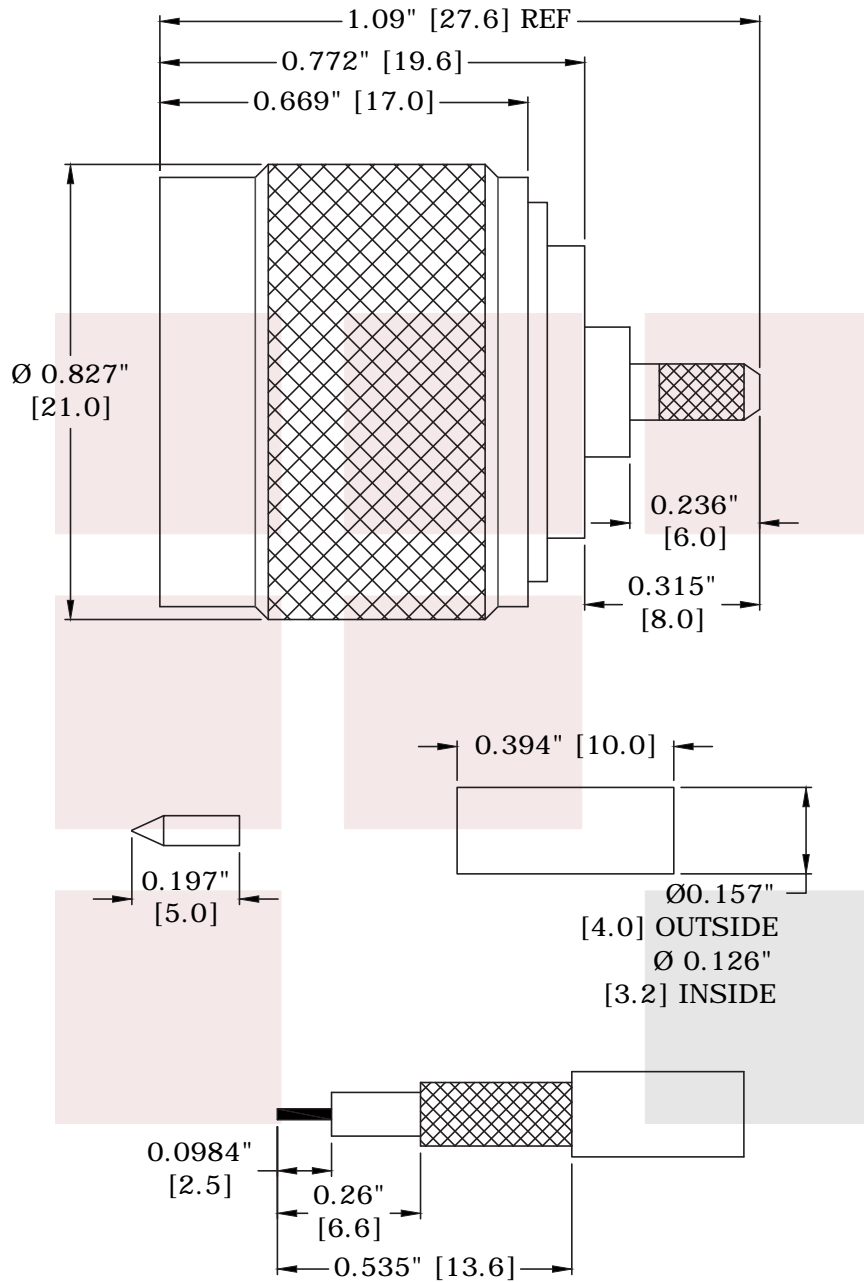
N Male Connector Crimp/Solder Attachment For RG316, RG174, RG188, 0.100 inch, LMR-100, LMR-100A, LMR-100A-FR Cable from Fairview Microwave is in-stock and available to ship same-day. All of our RF/microwave products are available off-the-shelf from our ISO 9001:2008 certified facilities in Allen, Texas. Fairview Microwave is RF on-demand.

For additional information on this product, please click the following link: [N Male Connector Crimp/Solder Attachment For RG316, RG174, RG188, 0.100 inch, LMR-100, LMR-100A, LMR-100A-FR Cable SC9124](#)

URL: <https://www.fairviewmicrowave.com/n-male-rg316-rg174-connector-sc9124-p.aspx>

The information contained in this document is accurate to the best of our knowledge and representative of the part described herein. It may be necessary to make modifications to the part and/or the documentation of the part, in order to implement improvements. Fairview Microwave reserves the right to make such changes as required. Unless otherwise stated, all specifications are nominal. Fairview Microwave does not make any representation or warranty regarding the suitability of the part described herein for any particular purpose, and Fairview Microwave does not assume any liability arising out of the use of any part or documentation.





FAIRVIEW MICROWAVE INC. ALLEN, TX 75013 WWW.FAIRVIEWMICROWAVE.COM		NOTES: 1. UNLESS OTHERWISE SPECIFIED ALL DIMENSIONS ARE NOMINAL. 2. ALL SPECIFICATIONS ARE SUBJECT TO CHANGE WITHOUT NOTICE AT ANY TIME. 3. DIMENSIONS ARE IN INCHES [mm].			
TITLE N Male Connector Crimp/Solder Attachment For RG316, RG174, RG188, 0.100 inch, LMR-100, LMR-100A, LMR-100A-FR Cable		DWG NO SC9124		CAGE CODE 3FKR5	
CAD FILE	061815	SHEET	SCALE	N/A	SIZE A 5568

RA SMP Female Push-On Connector Crimp/Solder Attachment For RG316, RG174 Cable

Electrical Specifications

Description	Min	Typ	Max	Units
Frequency Range	DC		3	GHz
VSWR			1.3:1	
Operating Voltage (AC)			350	Vrms

Mechanical Specifications

Size	Min	Typ	Max	Units
Length			0.295 in [7.49 mm]	
Width/Dia.			0.157 in [3.99 mm]	
Height			0.311 in [7.9 mm]	
Weight			0.006 lbs [2.72 g]	

Material Specifications

Description	Material	Plating
Contact	Beryllium Copper	Gold 30µ in. minimum
Insulation	PTFE	
Outer Conductor	Beryllium Copper	Gold 3µ in. minimum
Body	Brass	Gold 3µ in. minimum

Environmental Specifications

Temperature	Min	Typ	Max	Units
Operating Range			-65 to 165 deg C	

Compliance Certifications (visit www.FairviewMicrowave.com for current document)

RoHS Compliant	Yes
REACH Compliant	12/17/2015



Configuration:

- SMP Female Connector
- MIL-STD-348A
- 50 Ohms
- Right Angle Body Geometry
- RG316, RG174 Interface Type
- Crimp/Solder Attachment

Fairview Microwave
 1130 Junction Dr. #100
 Allen, TX 75013
 Tel: 1-800-715-4396 / (972) 649-6678
 Fax: (972) 649-6689
www.fairviewmicrowave.com
sales@fairviewmicrowave.com

Plotted and Other Data

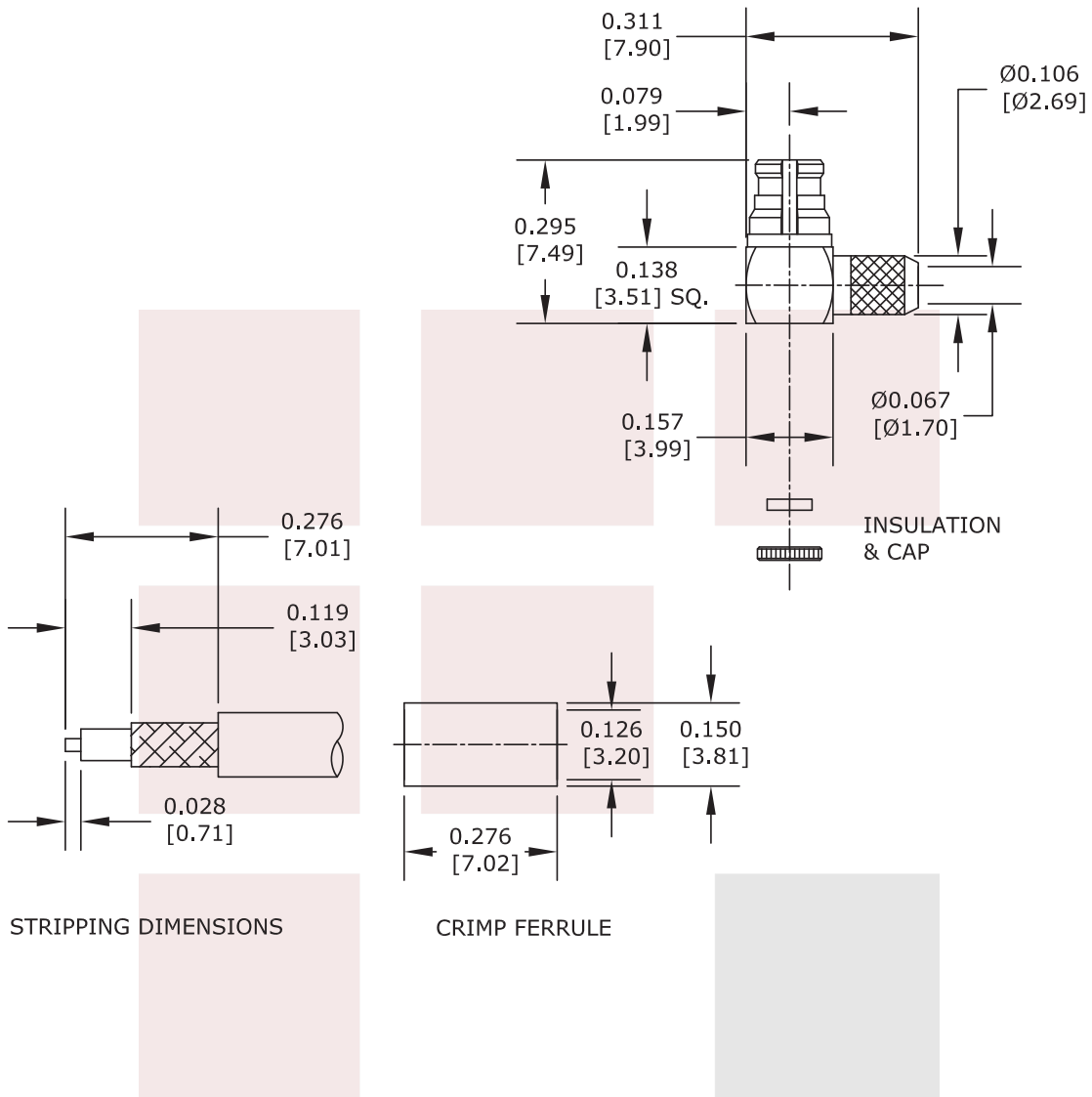
Notes:

RA SMP Female Push-On Connector Crimp/Solder Attachment For RG316, RG174 Cable from Fairview Microwave is in-stock and available to ship same-day. All of our RF/microwave products are available off-the-shelf from our ISO 9001:2008 certified facilities in Allen, Texas. Fairview Microwave is RF on-demand.

For additional information on this product, please click the following link: [RA SMP Female Push-On Connector Crimp/Solder Attachment For RG316, RG174 Cable FMCO1055](#)

URL: <http://www.fairviewmicrowave.com/smp-female-push-on-rg316-rg174-connector-fmco1055-p.aspx>

The information contained in this document is accurate to the best of our knowledge and representative of the part described herein. It may be necessary to make modifications to the part and/or the documentation of the part, in order to implement improvements. Fairview Microwave reserves the right to make such changes as required. Unless otherwise stated, all specifications are nominal. Fairview Microwave does not make any representation or warranty regarding the suitability of the part described herein for any particular purpose, and Fairview Microwave does not assume any liability arising out of the use of any part or documentation.



ASSEMBLY PROCEDURES

1. STRIP THE CABLE TO THE DIMENSIONS SHOWN, DO NOT NICK CENTER CONDUCTOR OR BRAID.
2. SLIDE FERRULE ONTO THE CABLE.
3. FLARE THE BRAID, INSERT THE CONTACT AND SOLDER TO INTERNAL CONTACT.
4. SLIDE FERRULE OVER BRAID AND CRIMP WITH .130" [3.3] HEX. CRIMP TOOL.
5. INSERT THE INSULATION AND THE CAP.

FAIRVIEW MICROWAVE INC. ALLEN, TX 75013 WWW.FAIRVIEWMICROWAVE.COM		NOTES: 1. UNLESS OTHERWISE SPECIFIED ALL DIMENSIONS ARE NOMINAL. 2. ALL SPECIFICATIONS ARE SUBJECT TO CHANGE WITHOUT NOTICE AT ANY TIME. 3. DIMENSIONS ARE IN INCHES [mm].			
TITLE RA SMP Female Push-On Connector Crimp/Solder Attachment For RG316, RG174 Cable		DWG NO FMCO1055		CAGE CODE 3FKR5	
CAD FILE	102715	SHEET	SCALE	N/A	SIZE A 2233

RG316 Flexible Coax Cable FEP Jacket

Electrical Specifications

Description	Min	Typ	Max	Units
Frequency Range	DC		3	GHz
Impedance		50		Ohms
Velocity of Propagation		69		%
Operating Voltage (AC)			1,200	Vrms
DWV (AC)			2,000	Vrms
Jacket Spark			2,000	Vrms
Nominal Capacitance		29.4		pF/ft
		[96.46]		[pF/m]

Performance by Frequency Band

Description	F1	F2	F3	F4	F5	Units
Frequency	0.05	0.1	0.4	1	3	GHz
Attenuation, Typ	7.5	11	21	38	58	dB/100ft
	24.61	36.09	68.9	124.67	190.29	dB/100m

Mechanical Specifications

Diameter	0.102 in [2.59 mm]
Weight	0.01 lbs/ft [0.01 Kg/m]

Construction Specifications

Description	Material and Plating	Diameter
Inner Conductor	Copper Clad Steel, Silver, 7 Strands	0.02 in [0.51 mm]
Conductor Type	Stranded	
Dielectric	PTFE	0.06 in [1.52 mm]
First Shield	Silver Plated Copper Braid	
Jacket	FEP	0.102 in [2.59 mm]

Environmental Specifications

Temperature

Operating Range	-55 to +200 deg C
-----------------	-------------------

Compliance Certifications (see [product page](#) for current document)

Plotted and Other Data

Notes:



Configuration:

- Flexible Cable
- 1 Shield(s)


Fairview Microwave
 301 Leora Ln., Suite 100
 Lewisville, TX 75056
 Tel: 1-800-715-4396 / (972) 649-6678
 Fax: (972) 649-6689
www.fairviewmicrowave.com
sales@fairviewmicrowave.com

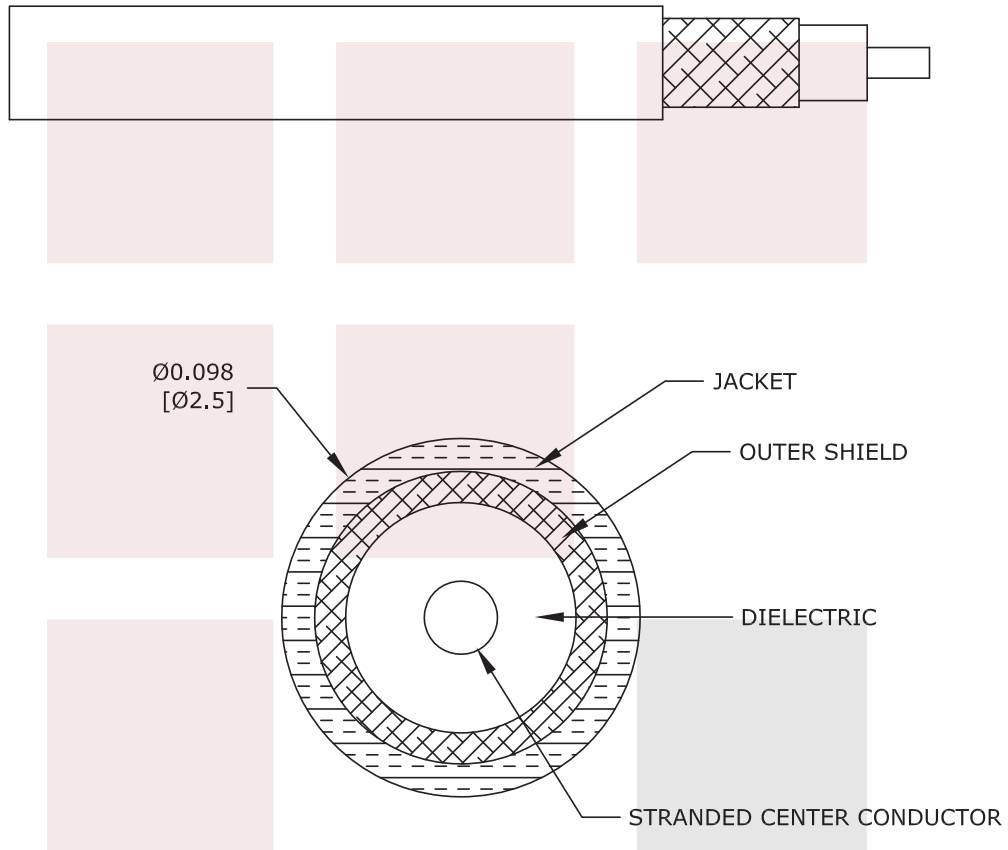
RG316 Flexible Coax Cable FEP Jacket from Fairview Microwave has same day shipment for domestic and International orders. Our RF, microwave and fiber optic products maintain a 99% availability and are part of the broadest selection in the industry.

Click the following link to obtain additional part information: [RG316 Flexible Coax Cable FEP Jacket RG316](#)

URL: <https://www.fairviewmicrowave.com/rg316-flexible-coax-cable-fep-jacket-rg316-p.aspx>

The information contained in this document is accurate to the best of our knowledge and representative of the part described herein. It may be necessary to make modifications to the part and/or the documentation of the part, in order to implement improvements. Fairview Microwave reserves the right to make such changes as required. Unless otherwise stated, all specifications are nominal. Fairview Microwave does not make any representation or warranty regarding the suitability of the part described herein for any particular purpose, and Fairview Microwave does not assume any liability arising out of the use of any part or documentation.





FAIRVIEW MICROWAVE INC. ALLEN, TX 75013 WWW.FAIRVIEWMICROWAVE.COM		NOTES: 1. UNLESS OTHERWISE SPECIFIED ALL DIMENSIONS ARE NOMINAL. 2. ALL SPECIFICATIONS ARE SUBJECT TO CHANGE WITHOUT NOTICE AT ANY TIME. 3. DIMENSIONS ARE IN INCHES [mm].			
TITLE RG316 Flexible Coax Cable FEP Jacket		DWG NO RG316		CAGE CODE 3FKR5	
		CAD FILE 111816	SHEET	SCALE N/A	SIZE A 41742