

RA SMA Male Connector Crimp/Solder Attachment For .100 inch, RG316, RG174, RG188, LMR-100, LMR-100A, LMR-100-FR Cable

RA SMA male connector with crimp/solder attachment for .100 inch, RG316, RG174, RG188, LMR-100, LMR-100A and LMR-100-FR, part number SC6052, from Fairview Microwave is in-stock and ships same day. This SMA male connector operates up to a maximum frequency of 6 GHz and offers excellent VSWR of 1.21:1. Its right angle body geometry facilitates connections in tight spaces.

Fairview's RA SMA male connector SC6052 datasheet specifications and outline drawing are shown in this PDF below. Our extensive offering of RF, microwave and millimeter wave connectors allows designers to configure and customize their signal connections however they like. From providing an I/O for a board design to creating a custom cable assembly configuration, Fairview Microwave has a connector solution to meet your needs. Fairview Microwave also has the expertise to build your custom cable assemblies for you and ship them same-day.

Electrical Specifications

Description	Min	Typ	Max	Units
Frequency Range	DC		6	GHz
VSWR			1.21:1	
Operating Voltage (AC)			335	Vrms

Mechanical Specifications

Size	
Length	0.65 in [16.51 mm]
Width/Dia.	0.315 in [8.00 mm]
Height	0.5 in [12.7 mm]
Weight	0.018 lbs [8.16 g]

Material Specifications

Description	Material	Plating
Contact	Brass	Gold 50 µin minimum
Insulation	PTFE	
Body	Brass	Nickel 100 µin minimum
Coupling Nut	Brass	Nickel 100 µin minimum

Environmental Specifications

Temperature

Operating Range -65 to +165 deg C

Compliance Certifications (see [product page](#) for current document)

Plotted and Other Data

Notes:



Configuration:

- SMA Male Connector
- MIL-STD-348A
- 50 Ohms
- Right Angle Body Geometry
- .100 inch, RG316, RG174, RG188, LMR-100, LMR-100A, LMR-100-FR Interface Type
- Crimp/Solder Attachment
- 5/16 inch Hex

Features:

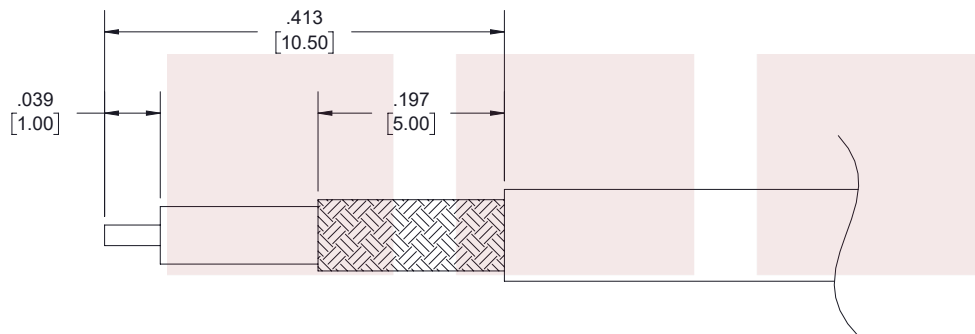
- Operating Frequency of 6 GHz Max.
- Excellent VSWR of 1.21:1
- Gold Plated Brass Contact
- 50 µin minimum contact plating

Applications:

- General Purpose Test
- Custom Cable Assemblies

Fairview Microwave
301 Leora Ln., Suite 100
Lewisville, TX 75056
Tel: 1-800-715-4396 / (972) 649-6678
Fax: (972) 649-6689
www.fairviewmicrowave.com
sales@fairviewmicrowave.com

Assembly Instruction



ASSEMBLY PROCEDURES

1. STRIP CABLE TO THE DIMENSIONS SHOWN, DO NOT NICK CENTER CONDUCTOR OR BRAID. SLIDE FERRULE OVER CABLE.
2. INSTALL CABLE INTO BODY OF CONNECTOR AND SOFT SOLDER CENTER CONDUCTOR IN PLACE.
3. CRIMP FERRULE AND PRESS CAP DOWN.

CRIMP SIZE REQUIRED

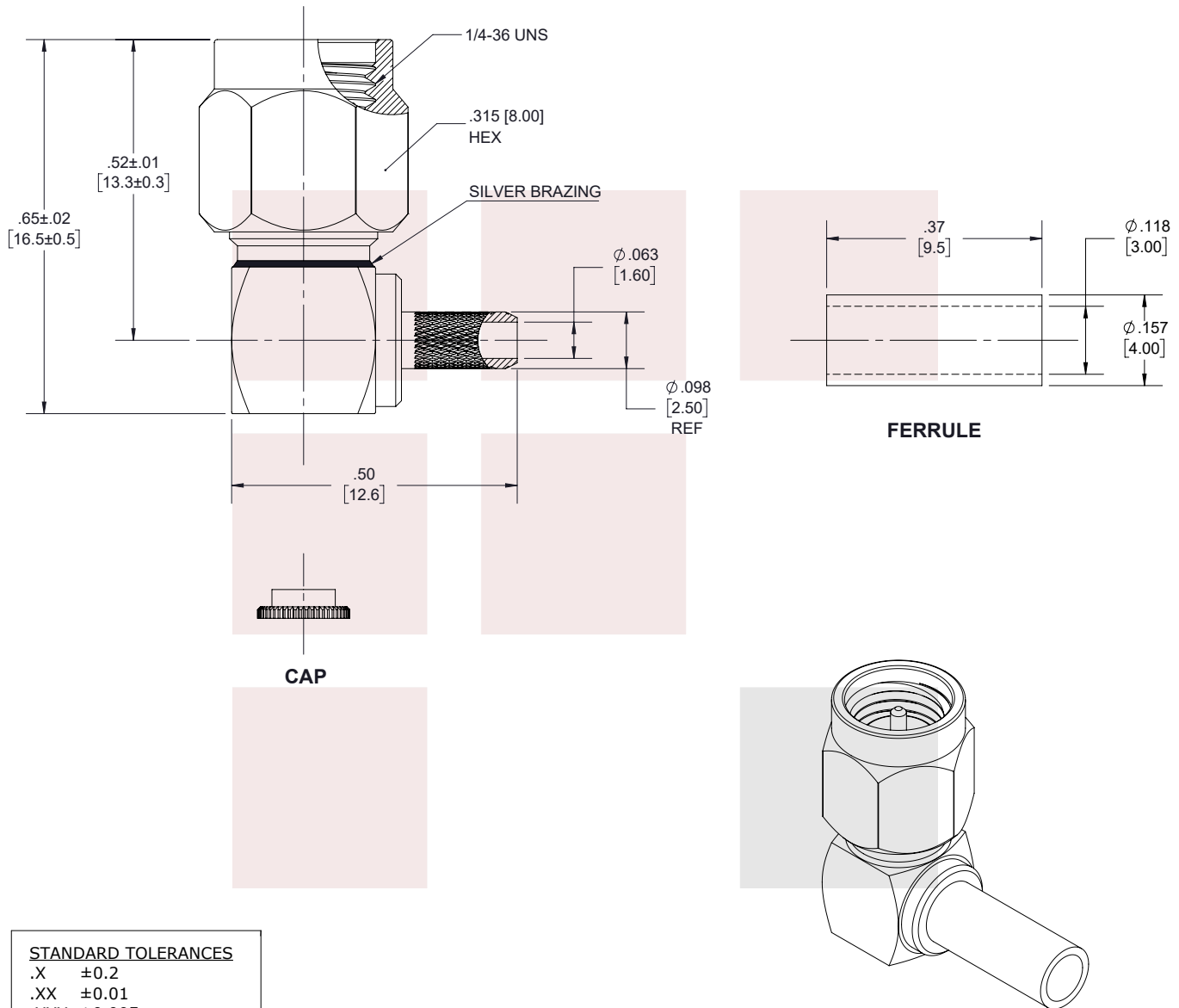
- FERRULE: .138 [3.50] HEX CRIMP TOOL.

RA SMA Male Connector Crimp/Solder Attachment For .100 inch, RG316, RG174, RG188, LMR-100, LMR-100A, LMR-100-FR Cable from Fairview Microwave is in-stock and available to ship same-day. All of our RF/microwave products are available off-the-shelf from our ISO 9001:2008 certified facilities in Allen, Texas. Fairview Microwave is RF on-demand.

For additional information on this product, please click the following link: [RA SMA Male Connector Crimp/Solder Attachment For .100 inch, RG316, RG174, RG188, LMR-100, LMR-100A, LMR-100-FR Cable SC6052](https://www.fairviewmicrowave.com/sma-male-.100-rg316-rg174-rg188-lmr-100-lmr-100a-lmr-100-fr-connector-sc6052-p.aspx)

URL: <https://www.fairviewmicrowave.com/sma-male-.100-rg316-rg174-rg188-lmr-100-lmr-100a-lmr-100-fr-connector-sc6052-p.aspx>

The information contained in this document is accurate to the best of our knowledge and representative of the part described herein. It may be necessary to make modifications to the part and/or the documentation of the part, in order to implement improvements. Fairview Microwave reserves the right to make such changes as required. Unless otherwise stated, all specifications are nominal. Fairview Microwave does not make any representation or warranty regarding the suitability of the part described herein for any particular purpose, and Fairview Microwave does not assume any liability arising out of the use of any part or documentation.



STANDARD TOLERANCES

.X ±0.2
.XX ±0.01
.XXX ±0.005

*STANDARD TOLERANCES APPLY
ONLY TO DIMENSIONS IN INCHES

NOTES:
1. UNLESS OTHERWISE SPECIFIED ALL DIMENSIONS ARE NOMINAL.
2. ALL SPECIFICATIONS ARE SUBJECT TO CHANGE WITHOUT NOTICE AT ANY TIME.
3. DIMENSIONS ARE IN INCHES [mm].

TITLE RA SMA Male Connector Crimp/Solder Attachment For .100 inch, RG316, RG174, RG188, LMR-100, LMR- 100A, LMR-100-FR Cable	DWG NO SC6052		CAGE CODE 3FKR5			
	CAD FILE	04/12/18	SHEET	1 OF 1	SCALE	N/A
					SIZE	A
						7361

BNC Female Bulkhead Connector Crimp/Solder Attachment For .100 inch, RG316, RG174, RG188, LMR-100, LMR-100A, LMR-100-FR Cable

BNC female bulkhead connector with crimp/solder attachment for .100 inch, RG316, RG174, RG188, LMR-100, LMR-100A and LMR-100-FR, part number SC6015, from Fairview Microwave is in-stock and ships same day. This BNC female connector operates up to a maximum frequency of 4 GHz and offers good VSWR of 1.3:1. Fairview's SC6015 bulkhead BNC connector enables designers to make external connections on product enclosures, and can be used in a variety of other rack mount and panel mount applications.

Fairview's BNC female bulkhead connector SC6015 datasheet specifications and outline drawing are shown in this PDF below. Our extensive offering of RF, microwave and millimeter wave connectors allows designers to configure and customize their signal connections however they like. From providing an I/O for a board design to creating a custom cable assembly configuration, Fairview Microwave has a connector solution to meet your needs. Fairview Microwave also has the expertise to build your custom cable assemblies for you and ship them same-day.

Electrical Specifications

Description	Min	Typ	Max	Units
Frequency Range	DC		4	GHz
VSWR			1.3:1	
Operating Voltage (AC)			335	Vrms

Performance by Frequency

Description	F1	F2	F3	F4	F5	Units
Frequency Range	DC to 3	3 to 4				GHz
VSWR, Max	1.25:1	1.3:1				

Mechanical Specifications

Size	
Length	1.161 in [29.49 mm]
Width/Dia.	0.689 in [17.50 mm]
Weight	0.0435 lbs [19.73 g]

Material Specifications

Description	Material	Plating
Contact	Brass	Gold 30 µin minimum
Insulation	PTFE	
Outer Conductor	Brass	Nickel 100 µin minimum



Configuration:

- BNC Female Connector
- MIL-STD-348A
- 50 Ohms
- Straight Body Geometry
- .100 inch, RG316, RG174, RG188, LMR-100, LMR-100A, LMR-100-FR Interface Type
- Crimp/Solder Attachment
- Bulkhead

Features:

- Operating Frequency of 4 GHz Max.
- Good VSWR of 1.3:1
- Gold Plated Brass Contact
- 30 µin minimum contact plating

Applications:

- General Purpose Test
- Rack and Panel Mount Applications
- Custom Cable Assemblies

Fairview Microwave
1130 Junction Dr. #100
Allen, TX 75013
Tel: 1-800-715-4396 / (972) 649-6678
Fax: (972) 649-6689
www.fairviewmicrowave.com
sales@fairviewmicrowave.com

Environmental Specifications

Temperature

Operating Range -65 to +165 deg C

Compliance Certifications (see [product page](#) for current document)

Plotted and Other Data

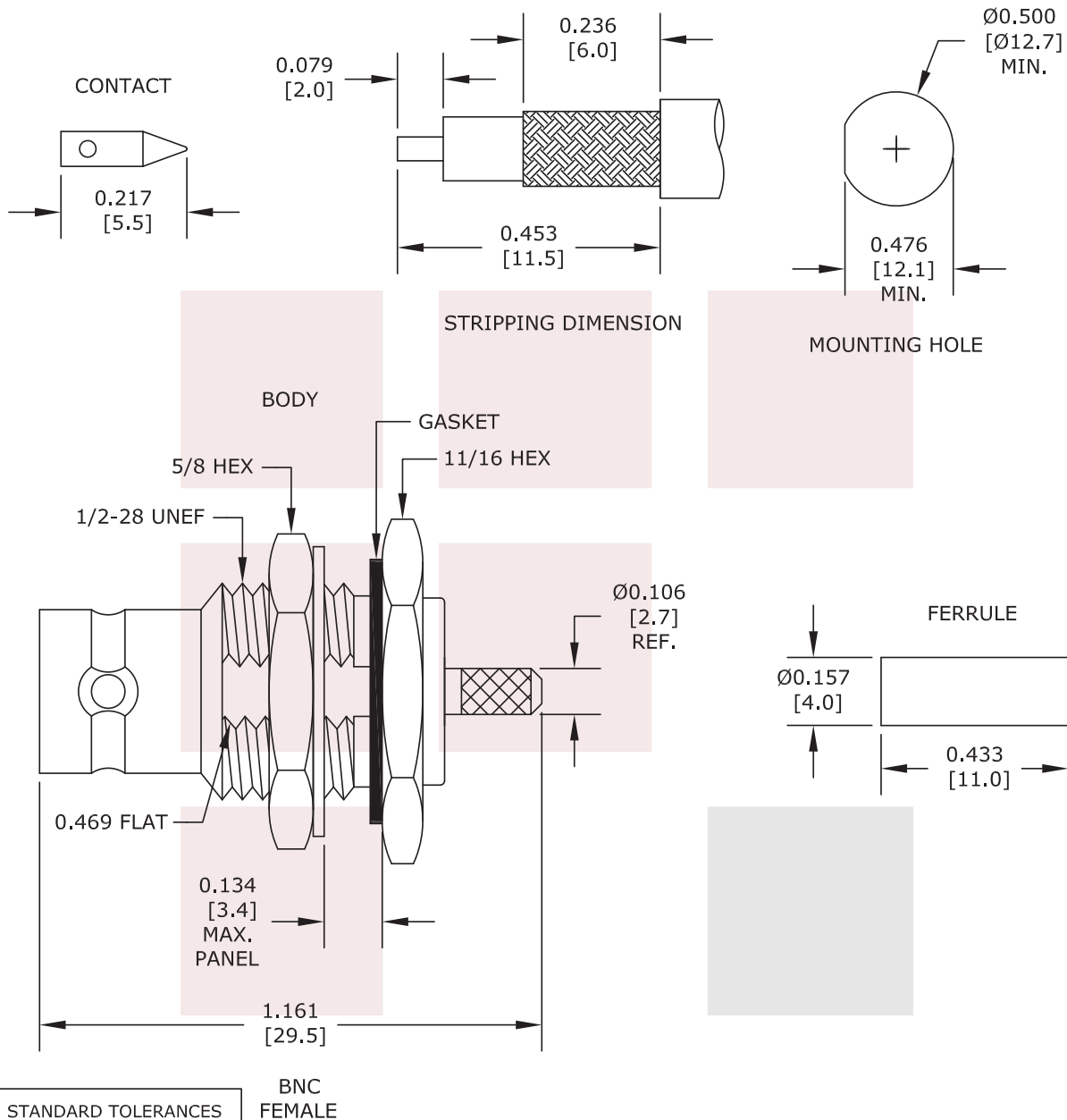
Notes:

BNC Female Bulkhead Connector Crimp/Solder Attachment For .100 inch, RG316, RG174, RG188, LMR-100, LMR-100A, LMR-100-FR Cable from Fairview Microwave is in-stock and available to ship same-day. All of our RF/microwave products are available off-the-shelf from our ISO 9001:2008 certified facilities in Allen, Texas. Fairview Microwave is RF on-demand.

For additional information on this product, please click the following link: [BNC Female Bulkhead Connector Crimp/Solder Attachment For .100 inch, RG316, RG174, RG188, LMR-100, LMR-100A, LMR-100-FR Cable SC6015](#)

URL: <https://www.fairviewmicrowave.com/bnc-female-standard-rg174-rg316-connector-sc6015-p.aspx>

The information contained in this document is accurate to the best of our knowledge and representative of the part described herein. It may be necessary to make modifications to the part and/or the documentation of the part, in order to implement improvements. Fairview Microwave reserves the right to make such changes as required. Unless otherwise stated, all specifications are nominal. Fairview Microwave does not make any representation or warranty regarding the suitability of the part described herein for any particular purpose, and Fairview Microwave does not assume any liability arising out of the use of any part or documentation.



STANDARD TOLERANCES	
.X	±0.2
.XX	±0.1
.XXX	±0.05

*STANDARD TOLERANCES APPLY
ONLY TO DIMENSIONS IN INCHES

FAIRVIEW MICROWAVE INC.
ALLEN, TX 75013 WWW.FAIRVIEWMICROWAVE.COM

NOTES:
1. UNLESS OTHERWISE SPECIFIED ALL DIMENSIONS ARE NOMINAL.
2. ALL SPECIFICATIONS ARE SUBJECT TO CHANGE WITHOUT NOTICE AT ANY TIME.
3. DIMENSIONS ARE IN INCHES [mm].

TITLE		DWG NO		CAGE CODE	
BNC Female Bulkhead Connector Crimp/Solder Attachment For .100 inch, RG316, RG174, RG188, LMR-100, LMR-100A, LMR-100-FR Cable		SC6015		3FKR5	
CAD FILE	121616	SHEET	SCALE	N/A	SIZE A 41742

RG174 Flexible Coax Cable Black PVC Jacket

Electrical Specifications

Description	Min	Typ	Max	Units
Frequency Range	DC		1,000	MHz
Impedance		50		Ohms
Velocity of Propagation		66		%
Nominal Capacitance		31.08		pF/ft
		[101.97]		[pF/m]

Performance by Frequency Band

Description	F1	F2	F3	F4	F5	Units
Frequency	100	400	1,000			MHz
Attenuation, Typ	8.4	27.56	32			dB/100ft
	27.56	90.42	104.99			dB/100m

Mechanical Specifications

Diameter	0.11 in [2.79 mm]
Weight	0.009 lbs/ft [0.01 Kg/m]

Construction Specifications

Description	Material and Plating	Diameter
Inner Conductor	Copper Clad Steel, 7 Strands	0.019 in [0.48 mm]
Conductor Type	Stranded	
Dielectric	PE	0.06 in [1.52 mm]
First Shield	Tinned Copper Braid	0.078 in [1.98 mm]
Jacket	PVC, Black	0.11 in [2.79 mm]

Environmental Specifications

Temperature

Operating Range	-40 to +80 deg C
-----------------	------------------

Compliance Certifications (see [product page](#) for current document)

Plotted and Other Data

Notes:



Configuration:

- Flexible Cable
- 1 Shield(s)


Fairview Microwave
301 Leora Ln., Suite 100
Lewisville, TX 75056
Tel: 1-800-715-4396 / (972) 649-6678
Fax: (972) 649-6689
www.fairviewmicrowave.com
sales@fairviewmicrowave.com

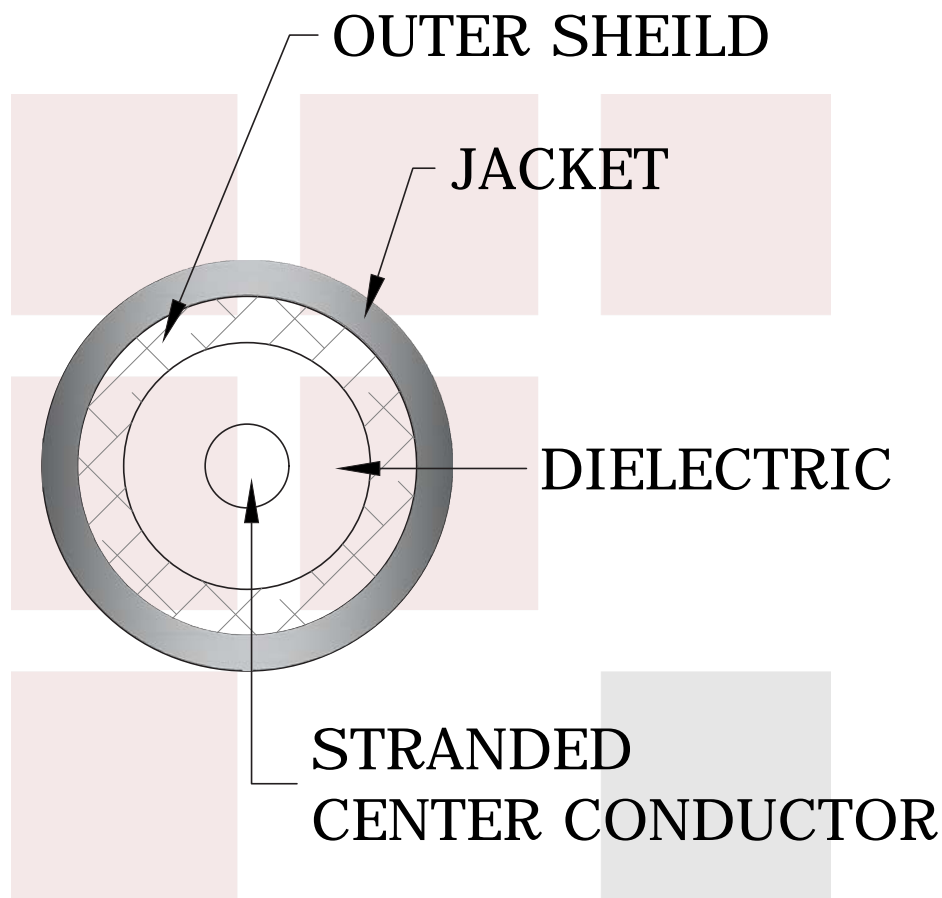
RG174 Flexible Coax Cable Black PVC Jacket from Fairview Microwave has same day shipment for domestic and International orders. Our RF, microwave and fiber optic products maintain a 99% availability and are part of the broadest selection in the industry.

Click the following link to obtain additional part information: [RG174 Flexible Coax Cable Black PVC Jacket RG174](#)

URL: <https://www.fairviewmicrowave.com/rg174-flexible-coax-cable-pvc-jacket-rg174-p.aspx>

The information contained in this document is accurate to the best of our knowledge and representative of the part described herein. It may be necessary to make modifications to the part and/or the documentation of the part, in order to implement improvements. Fairview Microwave reserves the right to make such changes as required. Unless otherwise stated, all specifications are nominal. Fairview Microwave does not make any representation or warranty regarding the suitability of the part described herein for any particular purpose, and Fairview Microwave does not assume any liability arising out of the use of any part or documentation.





FAIRVIEW MICROWAVE INC. ALLEN, TX 75013 WWW.FAIRVIEWMICROWAVE.COM		NOTES: 1. UNLESS OTHERWISE SPECIFIED ALL DIMENSIONS ARE NOMINAL. 2. ALL SPECIFICATIONS ARE SUBJECT TO CHANGE WITHOUT NOTICE AT ANY TIME. 3. DIMENSIONS ARE IN INCHES [mm].			
TITLE RG174 Flexible Coax Cable Black PVC Jacket	DWG NO RG174		CAGE CODE 3FKR5		
	CAD FILE 120315	SHEET	SCALE N/A	SIZE A	5568