

## 1.0/2.3 Plug Connector Crimp/Solder Attachment for RG174, RG316, RG188, LMR-100, .100 inch

1.0/2.3 plug connector with crimp/solder attachment for RG174, RG316, RG188, LMR-100 and .100 inch, part number FMCN1817, from Fairview Microwave is in-stock and ships same day. This 1.0/2.3 plug connector operates up to a maximum frequency of 4 GHz and offers good VSWR of 1.3:1.

Fairview's 1.0/2.3 plug connector FMCN1817 datasheet specifications and outline drawing are shown in this PDF below. Our extensive offering of RF, microwave and millimeter wave connectors allows designers to configure and customize their signal connections however they like. From providing an I/O for a board design to creating a custom cable assembly configuration, Fairview Microwave has a connector solution to meet your needs. Fairview Microwave also has the expertise to build your custom cable assemblies for you and ship them same-day.

### Electrical Specifications

Description	Min	Typ	Max	Units
Frequency Range	DC		4	GHz
VSWR			1.3:1	
Operating Voltage (AC)			250	Vrms

### Mechanical Specifications

<b>Size</b>	
Length	0.94 in [23.88 mm]
Width/Dia.	0.315 in [8.00 mm]
Height	0.157 in [3.99 mm]
Weight	0.015 lbs [6.8 g]

### Material Specifications

Description	Material	Plating
Contact	Brass	Gold 30 µin minimum
Insulation	PTFE	
Body	Brass	Nickel 100 µin minimum
Coupling Nut	Brass	Nickel 100 µin minimum

### Environmental Specifications

#### Temperature

Operating Range -55 to +125 deg C

### Compliance Certifications (see [product page](#) for current document)

### Plotted and Other Data

Notes:



### Configuration:

- 1.0/2.3 Plug Connector
- 50 Ohms
- Straight Body Geometry
- RG174, RG316, RG188, LMR-100, .100 inch Interface Type
- Crimp/Solder Attachment

### Features:

- Operating Frequency of 4 GHz Max.
- Good VSWR of 1.3:1
- Gold Plated Brass Contact
- 30 µin minimum contact plating

### Applications:

- General Purpose Test
- Custom Cable Assemblies


Fairview Microwave  
301 Leora Ln., Suite 100  
Lewisville, TX 75056  
Tel: 1-800-715-4396 / (972) 649-6678  
Fax: (972) 649-6689  
[www.fairviewmicrowave.com](http://www.fairviewmicrowave.com)  
[sales@fairviewmicrowave.com](mailto:sales@fairviewmicrowave.com)

1.0/2.3 Plug Connector Crimp/Solder Attachment for RG174, RG316, RG188, LMR-100, .100 inch from Fairview Microwave is in-stock and available to ship same-day. All of our RF/microwave products are available off-the-shelf from our ISO 9001:2008 certified facilities in Lewisville, Texas. Fairview Microwave is RF on-demand.

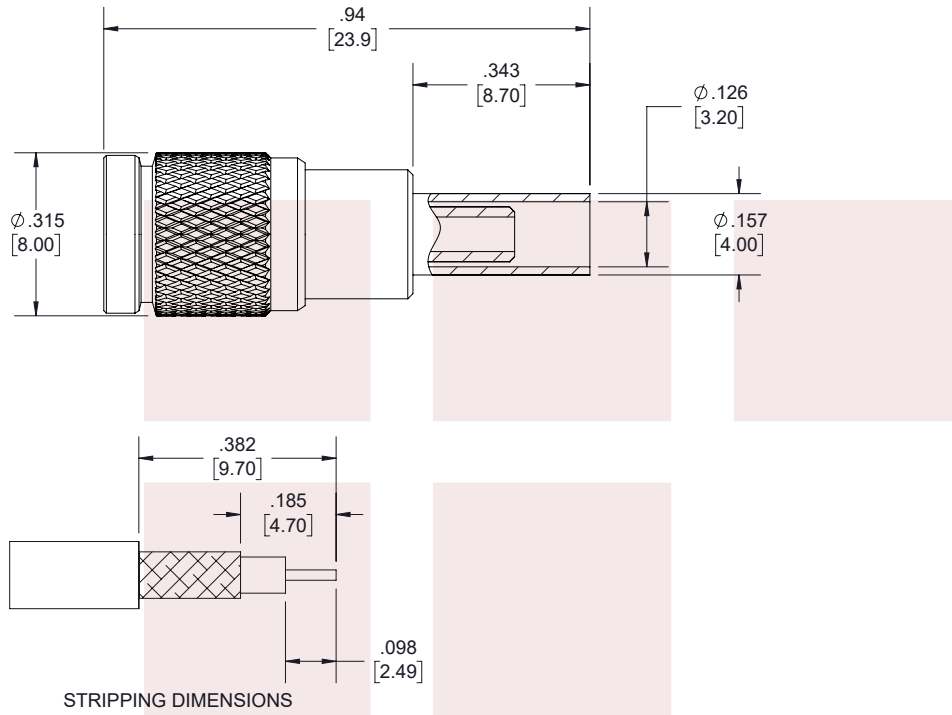
For additional information on this product, please click the following link: [1.0/2.3 Plug Connector Crimp/Solder Attachment for RG174, RG316, RG188, LMR-100, .100 inch FMCN1817](#)

URL: <https://www.fairviewmicrowave.com/1.0-2.3-plug-rg174-rg316-rg188-lmr-100-.100-connector-fmcn1817-p.aspx>

The information contained in this document is accurate to the best of our knowledge and representative of the part described herein. It may be necessary to make modifications to the part and/or the documentation of the part, in order to implement improvements. Fairview Microwave reserves the right to make such changes as required. Unless otherwise stated, all specifications are nominal. Fairview Microwave does not make any representation or warranty regarding the suitability of the part described herein for any particular purpose, and Fairview Microwave does not assume any liability arising out of the use of any part or documentation.



REVISIONS			
REV.	DESCRIPTION	DATE	APPROVED
A	INITIAL RELEASE	02/11/2022	A.GANWANI



**NOTES:**

1. CABLE ATTACHMENT:
  - OUTER: CRIMP.
  - INNER: SOLDER/CRIMP.
2. CRIMP SIZE REQUIRED:
  - CONTACT: .36" [0.92] SQ CRIMP TOOL.
  - RERRULE: .138" [3.5] HEX CRIMP TOOL.

THESE COMMODITIES, TECHNOLOGY OR SOFTWARE WERE EXPORTED FROM THE UNITED STATES IN ACCORDANCE WITH THE EXPORT ADMINISTRATION REGULATIONS. DIVERSION CONTRARY TO U.S. LAW PROHIBITED.

TITLE

1.0/2.3 Plug Connector Crimp/Solder Attachment for  
RG174, RG316, RG188, LMR-100, .100 inch

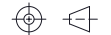
UNLESS OTHERWISE SPECIFIED LEADING DIMENSIONS ARE INCHES  
DIMENSIONS IN [ ] ARE MILLIMETERS

TOLERANCES: CABLE LENGTH (L) TOLERANCES:

.X = ±.02 [0.51]	FRACTIONS	L ≤ 12 [305] = +1 [25] / -0
.XX = ±.01 [0.25]	± 1/32	12 [305] < L ≤ 60 [1524] = +2 [51] / -0
.XXX = ±.005 [0.13]	ANGLES ± 1°	60 [1524] < L ≤ 120 [3048] = +4 [102] / -0
		120 [3048] < L ≤ 300 [7620] = +6 [152] / -0
		300 [7620] < L = +5%L / -0

ALL DIMENSIONS SHOWN ARE FOR REFERENCE ONLY.

THIRD-ANGLE PROJECTION



THE INFORMATION AND  
DESIGN IN THIS DOCUMENT  
IS THE PROPERTY OF  
FAIRVIEW MICROWAVE CORPORATION.  
ALL RIGHTS RESERVED.

SHEET 1 OF 1

SCALE N/A

SIZE A	CAGE CODE 3FKR5	DRAWN BY K.GLEBOVA	ITEM NO. FMC1817	REV A
-----------	--------------------	-----------------------	---------------------	----------

T-Rev.D

## 1.0/2.3 Jack Bulkhead Connector Crimp/Solder Attachment For RG174, RG316, RG188, .217 inch DD Hole

1.0/2.3 jack bulkhead connector with crimp/solder attachment for .100 inch, RG316, RG174, RG188, LMR-100, LMR-100A and LMR-100A-FR (.217 inch DD hole), part number FMCN1820, from Fairview Microwave is in-stock and ships same day. Fairview's FMCN1820 bulkhead 1.0/2.3 connector enables designers to make external connections on product enclosures, and can be used in a variety of other rack mount and panel mount applications.

Fairview's 1.0/2.3 jack bulkhead connector FMCN1820 datasheet specifications and outline drawing are shown in this PDF below. Our extensive offering of RF, microwave and millimeter wave connectors allows designers to configure and customize their signal connections however they like. From providing an I/O for a board design to creating a custom cable assembly configuration, Fairview Microwave has a connector solution to meet your needs. Fairview Microwave also has the expertise to build your custom cable assemblies for you and ship them same-day.

### Mechanical Specifications

<b>Size</b>	
Length	0.97 in [24.64 mm]
Width/Dia.	0.221 in [5.61 mm]
Height	0.156 in [3.96 mm]
Weight	0.008 lbs [3.63 g]

### Material Specifications

Description	Material	Plating
Contact		Gold
Insulation	PTFE	
Body	Brass	Gold

**Compliance Certifications** (see [product page](#) for current document)

### Plotted and Other Data

Notes:



### Configuration:

- 1.0/2.3 Jack Connector
- 50 Ohms
- Straight Body Geometry
- .100 inch, RG316, RG174, RG188, LMR-100, LMR-100A, LMR-100A-FR Interface Type
- Crimp/Solder Attachment
- Bulkhead

### Features:

- Gold Plated Contact

### Applications:

- General Purpose Test
- Rack and Panel Mount Applications
- Custom Cable Assemblies


Fairview Microwave  
301 Leora Ln., Suite 100  
Lewisville, TX 75056  
Tel: 1-800-715-4396 / (972) 649-6678  
Fax: (972) 649-6689  
[www.fairviewmicrowave.com](http://www.fairviewmicrowave.com)  
[sales@fairviewmicrowave.com](mailto:sales@fairviewmicrowave.com)

1.0/2.3 Jack Bulkhead Connector Crimp/Solder Attachment For RG174, RG316, RG188, .217 inch DD Hole from Fairview Microwave is in-stock and available to ship same-day. All of our RF/microwave products are available off-the-shelf from our ISO 9001:2008 certified facilities in Lewisville, Texas. Fairview Microwave is RF on-demand.

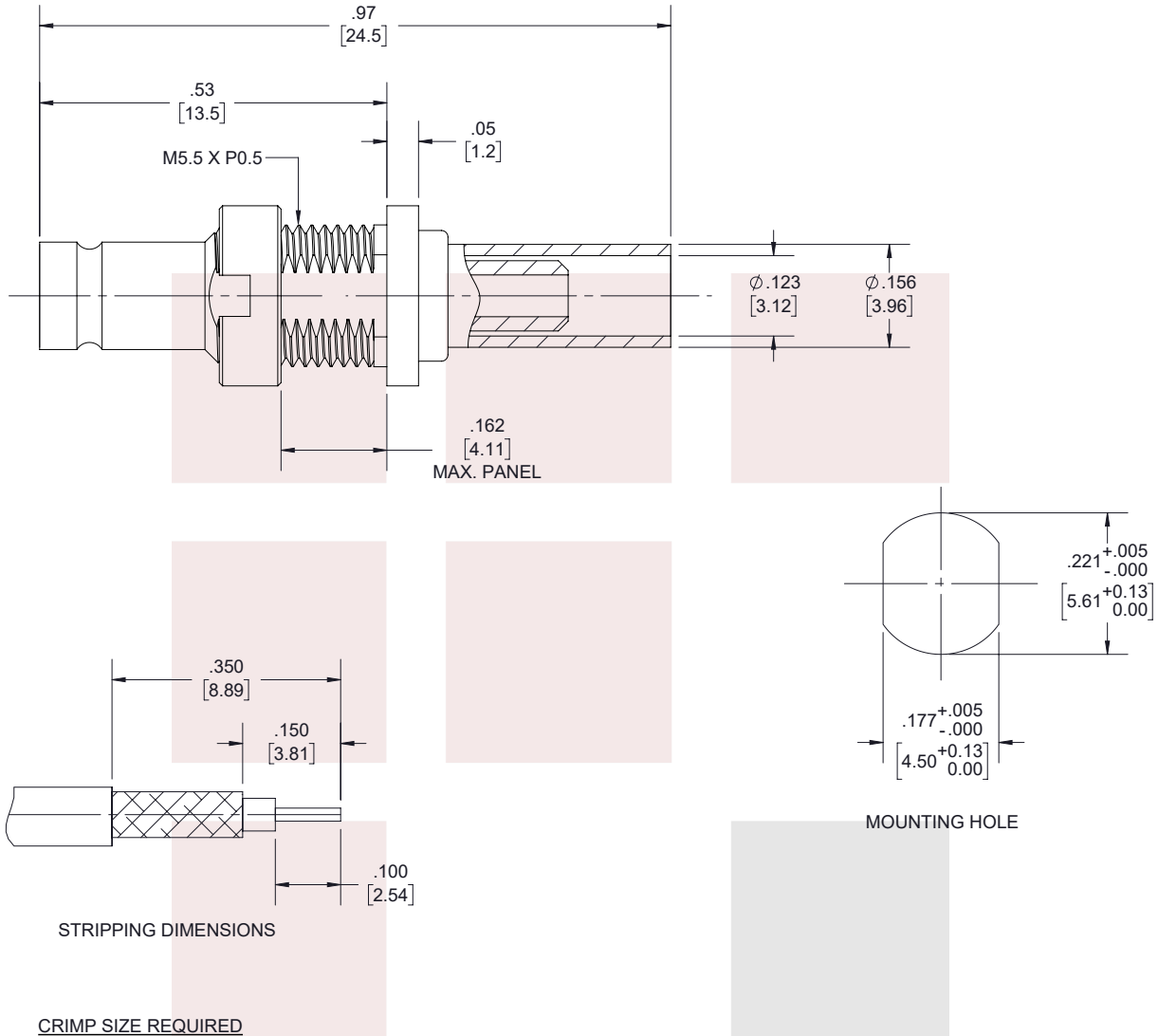
For additional information on this product, please click the following link: [1.0/2.3 Jack Bulkhead Connector Crimp/Solder Attachment For RG174, RG316, RG188, .217 inch DD Hole FMCN1820](#)

URL: <https://www.fairviewmicrowave.com/1.0-2.3-jack-.100-rg316-rg174-rg188-lmr-100-lmr-100a-lmr-100a-fr-connector-fmcn1820-p.aspx>

The information contained in this document is accurate to the best of our knowledge and representative of the part described herein. It may be necessary to make modifications to the part and/or the documentation of the part, in order to implement improvements. Fairview Microwave reserves the right to make such changes as required. Unless otherwise stated, all specifications are nominal. Fairview Microwave does not make any representation or warranty regarding the suitability of the part described herein for any particular purpose, and Fairview Microwave does not assume any liability arising out of the use of any part or documentation.



REVISIONS			
REV.	DESCRIPTION	DATE	APPROVED
A	INITIAL RELEASE	02/11/2022	A.GANWANI



CONTACT: SOLDER.  
RERRULE: .218" [5.54] HEX CRIMP TOOL.

THESE COMMODITIES, TECHNOLOGY OR SOFTWARE WERE EXPORTED FROM THE UNITED STATES IN ACCORDANCE WITH THE EXPORT ADMINISTRATION REGULATIONS. DIVERSION CONTRARY TO U.S. LAW PROHIBITED.

TITLE

1.0/2.3 Jack Bulkhead Connector Crimp/Solder  
Attachment For RG174, RG316, RG188, .217 inch DD  
Hole

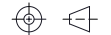
UNLESS OTHERWISE SPECIFIED LEADING DIMENSIONS ARE INCHES  
DIMENSIONS IN [ ] ARE MILLIMETERS

TOLERANCES: CABLE LENGTH (L) TOLERANCES:

.X = ± .02 [ .51 ]	FRACTIONS ± 1/32	L ≤ 12 [305] = +1 [25] / -0
.XX = ± .005 [ .13 ]	ANGLES ± 1°	12 [305] < L ≤ 60 [1524] = +2 [51] / -0
		60 [1524] < L ≤ 120 [3048] = +4 [102] / -0
		120 [3048] < L ≤ 300 [7620] = +6 [152] / -0
		300 [7620] < L = +5%L / -0

ALL DIMENSIONS SHOWN ARE FOR REFERENCE ONLY.

THIRD-ANGLE PROJECTION



THE INFORMATION AND  
DESIGN IN THIS DOCUMENT  
IS THE PROPERTY OF  
FAIRVIEW MICROWAVE CORPORATION.  
ALL RIGHTS RESERVED.

SHEET 1 OF 1

SCALE N/A

SIZE A	CAGE CODE 3FKR5	DRAWN BY K.GLEBOVA	ITEM NO. FMCN1820	REV A
--------	-----------------	--------------------	-------------------	-------

T-Rev.D

## Times Microwave LMR-100A-PVC Low Loss Flexible Coax Cable Black PVC Jacket



### LMR-100A-PVC



## Times Microwave Systems Connector Specification

### Configuration

- Low Loss, Indoor/Outdoor Flexible Cable
- 2 Shield(s)

### Features

- Max Operating Frequency of 8 GHz

### Applications

- General Purpose RF Interconnect
- Laboratory Applications

### Description

LMR-100A coax cable from Fairview is only one of a large number of radio frequency twinaxial and coaxial cable types specifically stocked to be ready for quick shipment. Fairview Microwave LMR-100A-PVC coax cable is manufactured in a flexible design and has a 50 Ohm impedance. This low loss flexible 50 Ohm coax cable LMR-100A-PVC LMR-100A is constructed with a 0.11 inch diameter and PVC jacket.

LMR-100A-PVC flexible 50 Ohm coax cable with PVC jacket is rated for a 8 GHz maximum operating frequency. This 50 Ohm 0.11 inch diameter and low loss flexible coax cable is built with a shield count of 2 and RF shielding of 90 dB.

Fairview Microwave LMR-100A coax is constructed with PE dielectric and a maximum operating temperature of 85 degrees C. Times Microwave LMR-100A coax cable specs for this wire properties can be found on its RF coax cable LMR-100A datasheet PDF specifications above.

LMR-100A cable is part of more than one million RF, microwave and millimeter wave parts in stock at Fairview. This Times Microwave low loss LMR-100A coax cable is ready to buy and can be shipped worldwide. Fairview also maintains a wide selection of other radio frequency twinaxial and coaxial cable types that ship same-day from our warehouse as with the rest of our other RF/microwave and millimeter wave components.

\* LMR™ is a trademark of Times Microwave Systems.

### Electrical Specifications

Description	Minimum	Typical	Maximum	Units
Frequency Range	DC		8	GHz
Cutoff Frequency		90		GHz
Impedance		50		Ohms
Velocity of Propagation		66		%
Time Delay		1.54 [5.05]		ns/ft [ns/m]
Shielding Effectiveness	90			dB
Dielectric Withstanding Voltage (DC)			500	Vdc
Jacket Spark			2,000	Vrms
Inner Conductor DC Resistance			81	Ohms/1000ft

## Times Microwave LMR-100A-PVC Low Loss Flexible Coax Cable Black PVC Jacket



### LMR-100A-PVC

#### Electrical Specifications

Description	Minimum	Typical	Maximum	Units
Outer Conductor DC Resistance			9.5	Ohms/1000ft
Nominal Capacitance		30.8 [101.05]		pF/ft [pF/m]
Nominal Inductance		0.077 [0.25]		uH/ft [uH/m]
Input Power (Peak)			600	Watts

#### Performance by Frequency Band

Description	F1	F2	F3	F4	F5	Units
Frequency	50	150	220	450	900	MHz
Attenuation, Typ	3.9	8.9	10.9	15.8	22.8	dB/100ft
	12.8	29.2	35.76	51.84	74.8	dB/100m
Input Power (CW), Max	230	100	83	57	39	Watts

Description	F6	F7	F8	F9	F10	Units
Frequency	1.5	1.8	2	2.5	8	GHz
Attenuation, Typ	30.1	33.2	35.2	39.8	64.1	dB/100ft
	98.75	108.92	115.49	130.58	210.3	dB/100m
Input Power (CW), Max	29	27	25	22	13	Watts

#### Mechanical Specifications

Diameter	0.11 in [2.79 mm]
Weight	0.009 lbs/ft [0.01 kg/m]
Min. Bend Radius (Installation)	0.25 in [6.35 mm]
Min. Bend Radius (Repeated)	1 in [25.4 mm]
Bending Moment	0.1 lbs-ft [0.14 N-m]
Tensile Strength	15 lbs [6.8 kg]
Flat Plate Crush	10 lbs/in [0.18 kg/mm]

#### Construction Specifications

Description	Material and Plating	Diameter
Inner Conductor	Copper Clad Steel, 1 Strand	0.018 in [0.46 mm]
Conductor Type	Solid	
Dielectric	PE	0.06 in [1.52 mm]
First Shield	Aluminum Tape	
Second Shield	Tinned Copper Braid	
Jacket	PVC, Black	0.11 in [2.79 mm]



## Times Microwave LMR-100A-PVC Low Loss Flexible Coax Cable Black PVC Jacket



### LMR-100A-PVC

---

#### Environmental Specifications

##### Temperature

Operating Range	-40 to 85 deg C
Storage Range	-70 to 85 deg C

**Compliance Certifications** (see [product page](#) for current document)

#### Plotted and Other Data

Notes:

Times Microwave LMR-100A-PVC Low Loss Flexible Coax Cable Black PVC Jacket from Fairview Microwave is in-stock and available to ship same-day. All of our RF/microwave products are available off-the-shelf from our ISO 9001:2008 certified facilities in Lewisville, Texas. Fairview Microwave is RF on-demand.

For additional information on this product, please click the following link: [Times Microwave LMR-100A-PVC Low Loss Flexible Coax Cable Black PVC Jacket LMR-100A-PVC](#)

URL: <https://www.fairviewmicrowave.com/lmr100-low-loss-flexible-coax-cable-pvc-jacket-lmr-100a-pvc-p.aspx>

The information contained within this document is accurate to the best of our knowledge and representative of the part described herein. It may be necessary to make modifications to the part and/or the documentation of the part in order to implement improvements. Fairview Microwave reserves the right to make such changes as required. Unless otherwise stated, all specifications are nominal. Fairview Microwave does not make any representation or warranty regarding the suitability of the part described herein for any particular purpose, and Fairview Microwave does not assume liability arising out of the use of any part or document.

LMR-100A-PVC CAD Drawing
Times Microwave LMR-100A-PVC Low Loss Flexible Coax Cable Black PVC Jacket

