

## HN Male Connector Crimp/Solder Attachment For RG214, RG9, RG225, RG393 Cable

### Electrical Specifications

Description	Min	Typ	Max	Units
Frequency Range	DC		3	GHz
VSWR			1.35:1	
Operating Voltage (AC)			1,500	Vrms

### Mechanical Specifications

<b>Size</b>	
Length	1.862 in [47.29 mm]
Width/Dia.	0.866 in [22.00 mm]
Weight	0.1092 lbs [49.53 g]

### Material Specifications

Description	Material	Plating
Contact	Brass	Gold 30μ in. minimum
Insulation	Teflon	
Body	Brass	Nickel 100μ in. minimum
Coupling Nut	Brass	Nickel 100μ in. minimum

### Environmental Specifications

<b>Temperature</b>	
Operating Range	-65 to 165 deg C

### Compliance Certifications (visit [www.FairviewMicrowave.com](http://www.FairviewMicrowave.com) for current document)

RoHS Compliant	Yes
REACH Compliant	12/17/2015



### Configuration:

- HN Male Connector
- MIL-STD-348A
- 50 Ohms
- Straight Body Geometry
- RG214, RG9, RG225, RG393 Interface Type
- Crimp/Solder Attachment

Fairview Microwave  
1130 Junction Dr. #100  
Allen, TX 75013  
Tel: 1-800-715-4396 / (972) 649-6678  
Fax: (972) 649-6689  
[www.fairviewmicrowave.com](http://www.fairviewmicrowave.com)  
[sales@fairviewmicrowave.com](mailto:sales@fairviewmicrowave.com)

## Plotted and Other Data

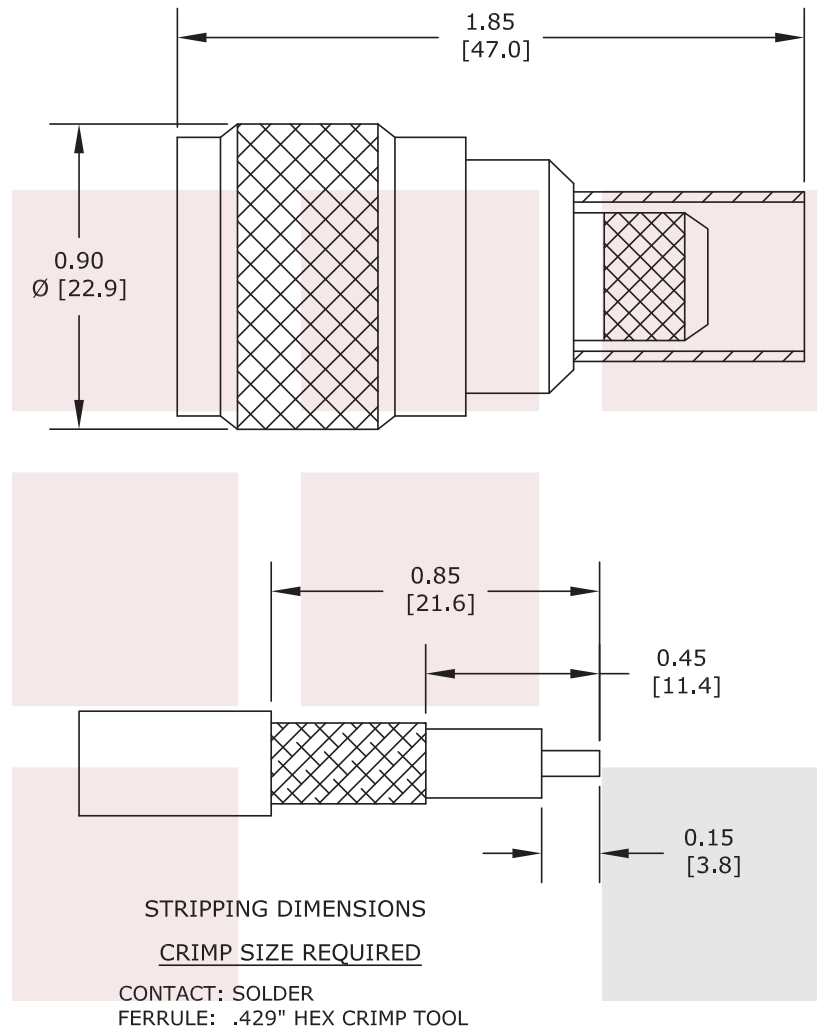
Notes:

HN Male Connector Crimp/Solder Attachment For RG214, RG9, RG225, RG393 Cable from Fairview Microwave is in-stock and available to ship same-day. All of our RF/microwave products are available off-the-shelf from our ISO 9001:2008 certified facilities in Allen, Texas. Fairview Microwave is RF on-demand.

For additional information on this product, please click the following link: [HN Male Connector Crimp/Solder Attachment For RG214, RG9, RG225, RG393 Cable FMCN1092](#)

URL: <http://www.fairviewmicrowave.com/hn-male-rg214-rg9-rg225-rg393-connector-fmcn1092-p.aspx>

The information contained in this document is accurate to the best of our knowledge and representative of the part described herein. It may be necessary to make modifications to the part and/or the documentation of the part, in order to implement improvements. Fairview Microwave reserves the right to make such changes as required. Unless otherwise stated, all specifications are nominal. Fairview Microwave does not make any representation or warranty regarding the suitability of the part described herein for any particular purpose, and Fairview Microwave does not assume any liability arising out of the use of any part or documentation.



<b>FAIRVIEW MICROWAVE INC.</b> ALLEN, TX 75013 WWW.FAIRVIEWMICROWAVE.COM		NOTES: 1. UNLESS OTHERWISE SPECIFIED ALL DIMENSIONS ARE NOMINAL. 2. ALL SPECIFICATIONS ARE SUBJECT TO CHANGE WITHOUT NOTICE AT ANY TIME. 3. DIMENSIONS ARE IN INCHES [mm].			
TITLE HN Male Connector Crimp/Solder Attachment For RG214, RG9, RG225, RG393 Cable	DWG NO <b>FMCN1092</b>		CAGE CODE <b>3FKR5</b>		
	CAD FILE 040116	SHEET	SCALE N/A	SIZE A	2233

## HN Male Connector Crimp/Solder Attachment For RG214, RG9, RG225, RG393 Cable

### Electrical Specifications

Description	Min	Typ	Max	Units
Frequency Range	DC		3	GHz
VSWR			1.35:1	
Operating Voltage (AC)			1,500	Vrms

### Mechanical Specifications

<b>Size</b>	
Length	1.862 in [47.29 mm]
Width/Dia.	0.866 in [22.00 mm]
Weight	0.1092 lbs [49.53 g]

### Material Specifications

Description	Material	Plating
Contact	Brass	Gold 30μ in. minimum
Insulation	Teflon	
Body	Brass	Nickel 100μ in. minimum
Coupling Nut	Brass	Nickel 100μ in. minimum

### Environmental Specifications

<b>Temperature</b>	
Operating Range	-65 to 165 deg C

### Compliance Certifications (visit [www.FairviewMicrowave.com](http://www.FairviewMicrowave.com) for current document)

RoHS Compliant	Yes
REACH Compliant	12/17/2015



### Configuration:

- HN Male Connector
- MIL-STD-348A
- 50 Ohms
- Straight Body Geometry
- RG214, RG9, RG225, RG393 Interface Type
- Crimp/Solder Attachment

Fairview Microwave  
1130 Junction Dr. #100  
Allen, TX 75013  
Tel: 1-800-715-4396 / (972) 649-6678  
Fax: (972) 649-6689  
[www.fairviewmicrowave.com](http://www.fairviewmicrowave.com)  
[sales@fairviewmicrowave.com](mailto:sales@fairviewmicrowave.com)

## Plotted and Other Data

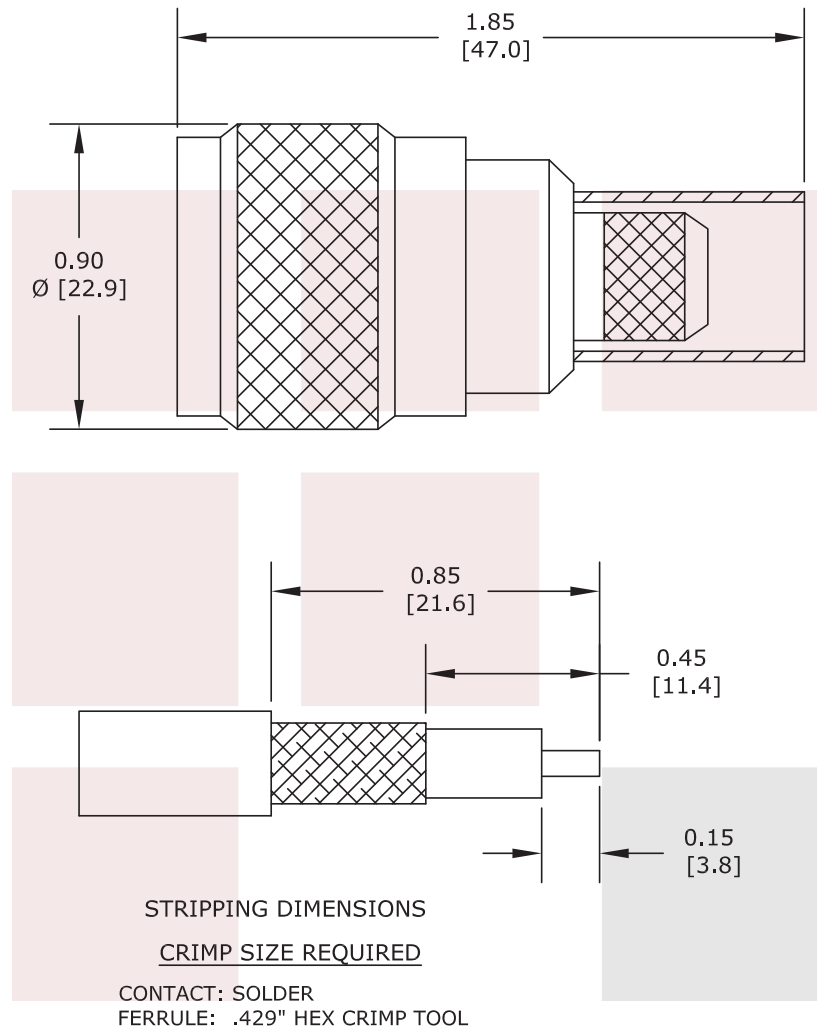
Notes:

HN Male Connector Crimp/Solder Attachment For RG214, RG9, RG225, RG393 Cable from Fairview Microwave is in-stock and available to ship same-day. All of our RF/microwave products are available off-the-shelf from our ISO 9001:2008 certified facilities in Allen, Texas. Fairview Microwave is RF on-demand.

For additional information on this product, please click the following link: [HN Male Connector Crimp/Solder Attachment For RG214, RG9, RG225, RG393 Cable FMCN1092](#)

URL: <http://www.fairviewmicrowave.com/hn-male-rg214-rg9-rg225-rg393-connector-fmcn1092-p.aspx>

The information contained in this document is accurate to the best of our knowledge and representative of the part described herein. It may be necessary to make modifications to the part and/or the documentation of the part, in order to implement improvements. Fairview Microwave reserves the right to make such changes as required. Unless otherwise stated, all specifications are nominal. Fairview Microwave does not make any representation or warranty regarding the suitability of the part described herein for any particular purpose, and Fairview Microwave does not assume any liability arising out of the use of any part or documentation.



<b>FAIRVIEW MICROWAVE INC.</b> ALLEN, TX 75013 WWW.FAIRVIEWMICROWAVE.COM		NOTES: 1. UNLESS OTHERWISE SPECIFIED ALL DIMENSIONS ARE NOMINAL. 2. ALL SPECIFICATIONS ARE SUBJECT TO CHANGE WITHOUT NOTICE AT ANY TIME. 3. DIMENSIONS ARE IN INCHES [mm].			
TITLE HN Male Connector Crimp/Solder Attachment For RG214, RG9, RG225, RG393 Cable	DWG NO FMCN1092		CAGE CODE 3FKR5		
	CAD FILE 040116	SHEET	SCALE N/A	SIZE A	2233

## RG214 Flexible Coax Cable Black PVC Jacket

### Electrical Specifications

Description	Min	Typ	Max	Units
Frequency Range	DC		11	GHz
Impedance		50		Ohms
Velocity of Propagation		66		%
Operating Voltage (AC)			5,000	Vrms
Nominal Capacitance		30.94		pF/ft
		[101.51]		[pF/m]

### Performance by Frequency Band

Description	F1	F2	F3	F4	F5	Units
Frequency	0.01	0.1	1	5	10	GHz
Attenuation, Typ	0.637	2.073	7.686	20.689	36.52	dB/100ft
	2.09	6.8	25.22	67.88	119.82	dB/100m

### Mechanical Specifications

Diameter	0.425 in 10.8 mm
Weight	0.1225 lbs/ft [0.18 Kg/m]
Min. Bend Radius (Installation)	2.165 in [54.99 mm]
Min. Bend Radius (Repeated)	3.228 in [81.99 mm]

### Construction Specifications

Description	Material and Plating	Diameter
Inner Conductor	Copper, Silver, 7 Strands	0.089 in [2.26 mm]
Conductor Type	Solid	
Dielectric	PE	0.285 in [7.24 mm]
First Shield	Silver Plated Copper Braid	[ ]
Second Shield	Silver Plated Copper Braid	0.331 in [8.41 mm]
Jacket	PVC, Black	0.425 in [10.8 mm]

### Environmental Specifications

<b>Temperature</b>	
Operating Range	-25 to +70 deg C

### Compliance Certifications (see [product page](#) for current document)

### Plotted and Other Data

Notes:



### Configuration:

- Flexible Cable
- 2 Shield(s)


Fairview Microwave  
301 Leora Ln., Suite 100  
Lewisville, TX 75056  
Tel: 1-800-715-4396 / (972) 649-6678  
Fax: (972) 649-6689  
[www.fairviewmicrowave.com](http://www.fairviewmicrowave.com)  
[sales@fairviewmicrowave.com](mailto:sales@fairviewmicrowave.com)

RG214 Flexible Coax Cable Black PVC Jacket from Fairview Microwave has same day shipment for domestic and International orders. Our RF, microwave and fiber optic products maintain a 99% availability and are part of the broadest selection in the industry.

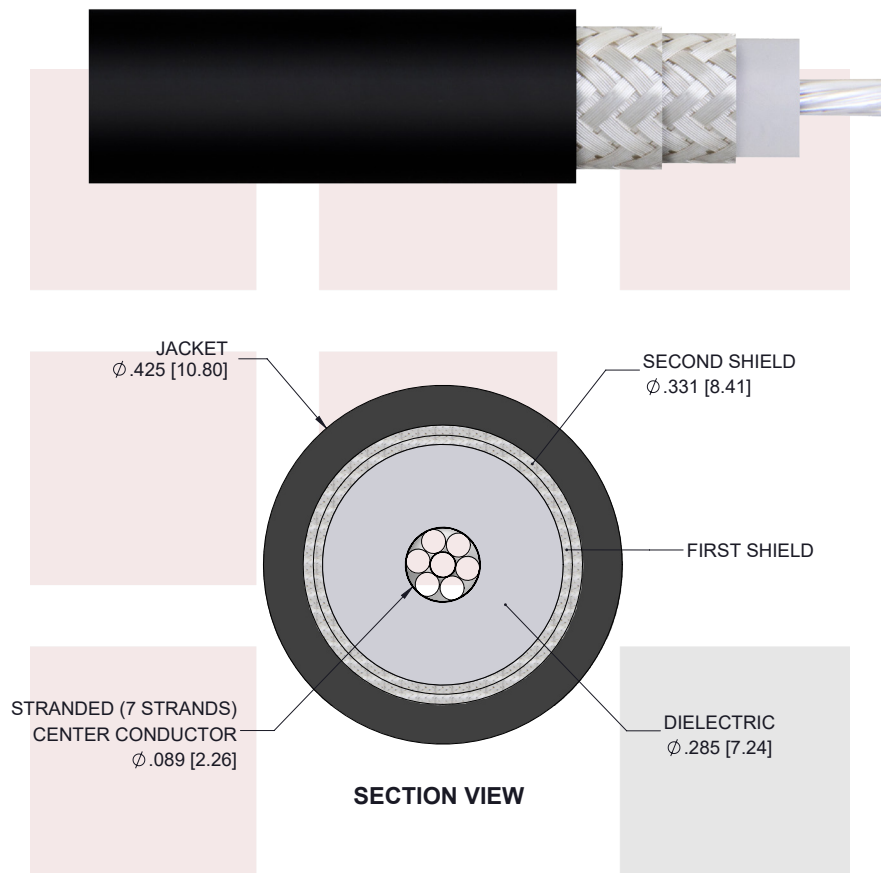
Click the following link to obtain additional part information: [RG214 Flexible Coax Cable Black PVC Jacket RG214](#)

URL: <https://www.fairviewmicrowave.com/rg214-flexible-coax-cable-pvc-jacket-rg214-p.aspx>

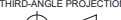
The information contained in this document is accurate to the best of our knowledge and representative of the part described herein. It may be necessary to make modifications to the part and/or the documentation of the part, in order to implement improvements. Fairview Microwave reserves the right to make such changes as required. Unless otherwise stated, all specifications are nominal. Fairview Microwave does not make any representation or warranty regarding the suitability of the part described herein for any particular purpose, and Fairview Microwave does not assume any liability arising out of the use of any part or documentation.



REVISIONS			
REV.	DESCRIPTION	DATE	APPROVED
A	INITIAL RELEASE	9/13/2021	A. GANWANI



THESE COMMODITIES, TECHNOLOGY OR SOFTWARE WERE EXPORTED FROM THE UNITED STATES IN ACCORDANCE WITH THE EXPORT ADMINISTRATION REGULATIONS. DIVERSION CONTRARY TO U.S. LAW PROHIBITED.

<div><div><div></div><div></div><div></div><div></div></div><div><div></div><div></div><div></div><div></div></div></div> <div><div>Fairview Microwave™</div><div>an INFINITE® brand</div></div>		<div>UNLESS OTHERWISE SPECIFIED LEADING DIMENSIONS ARE INCHES DIMENSIONS IN [ ] ARE MILLIMETERS</div> <div><div>TOLERANCES:</div><div><div><div>X = ±.2 [5.08]</div><div>.XX = ±.02 [ .51]</div><div>.XXX = ±.005 [ .13]</div></div><div><div>FRACTIONS ± 1/32</div><div>ANGLES ± 1°</div></div></div><div><div>CABLE LENGTH (L) TOLERANCES:</div><div><div>L ≤ 12 [305] = +1 [25] / -0</div><div>12 [305] &lt; L ≤ 60 [1524] = +2 [51] / -0</div><div>60 [1524] &lt; L ≤ 120 [3048] = +4 [102] / -0</div><div>120 [3048] &lt; L ≤ 300 [7620] = +6 [152] / -0</div><div>300 [7620] &lt; L = +5%L / -0</div></div></div></div>				<div>THIRD-ANGLE PROJECTION</div> <div></div> <div>THE INFORMATION AND DESIGN IN THIS DOCUMENT IS THE PROPERTY OF FAIRVIEW MICROWAVE CORPORATION. ALL RIGHTS RESERVED.</div>	
TITLE						SHEET 1 OF 2	
RG214 Flexible Coax Cable Black PVC Jacket		ALL DIMENSIONS SHOWN ARE FOR REFERENCE ONLY.				SCALE N/A	
SIZE A	CAGE CODE 3FKR5	DRAWN BY K.Dang	ITEM NO. RG214	REV A			

T-Rev.D