

**SMB Plug Connector Crimp/Solder Attachment For 0.100 inch, RG316, RG174, RG188, LMR-100, LMR-100A, LMR-100A-FR Cable**

SMB plug connector with crimp/solder attachment for 0.100 inch, RG316, RG174, RG188, LMR-100, LMR-100A and LMR-100A-FR, part number SC8841, from Fairview Microwave is in-stock and ships same day. This SMB plug connector operates up to a maximum frequency of 3 GHz and offers good VSWR of 1.37:1.

Fairview's SMB plug connector SC8841 datasheet specifications and outline drawing are shown in this PDF below. Our extensive offering of RF, microwave and millimeter wave connectors allows designers to configure and customize their signal connections however they like. From providing an I/O for a board design to creating a custom cable assembly configuration, Fairview Microwave has a connector solution to meet your needs. Fairview Microwave also has the expertise to build your custom cable assemblies for you and ship them same-day.

**Electrical Specifications**

Description	Min	Typ	Max	Units
Frequency Range	DC		3	GHz
VSWR			1.37:1	
Operating Voltage (AC)			335	Vrms

**Mechanical Specifications**

Size	
Length	0.624 in [15.85 mm]
Width/Dia.	0.256 in [6.50 mm]
Weight	0.011 lbs [4.99 g]

**Material Specifications**

Description	Material	Plating
Contact	Beryllium Copper	Gold 30 µin minimum
Insulation	PTFE	
Body	Brass	Gold 3 µin minimum

**Environmental Specifications**

Temperature	
Operating Range	-65 to +165 deg C

**Compliance Certifications** (see [product page](#) for current document)

**Plotted and Other Data**

Notes:



**Configuration:**

- SMB Plug Connector
- MIL-STD-348A
- 50 Ohms
- Straight Body Geometry
- 0.100 inch, RG316, RG174, RG188, LMR-100, LMR-100A, LMR-100A-FR Interface Type
- Crimp/Solder Attachment

**Features:**

- Operating Frequency of 3 GHz Max.
- Good VSWR of 1.37:1
- Gold Plated Beryllium Copper Contact
- 30 µin minimum contact plating

**Applications:**

- General Purpose Test
- Custom Cable Assemblies


Fairview Microwave  
 1130 Junction Dr. #100  
 Allen, TX 75013  
 Tel: 1-800-715-4396 / (972) 649-6678  
 Fax: (972) 649-6689  
[www.fairviewmicrowave.com](http://www.fairviewmicrowave.com)  
[sales@fairviewmicrowave.com](mailto:sales@fairviewmicrowave.com)

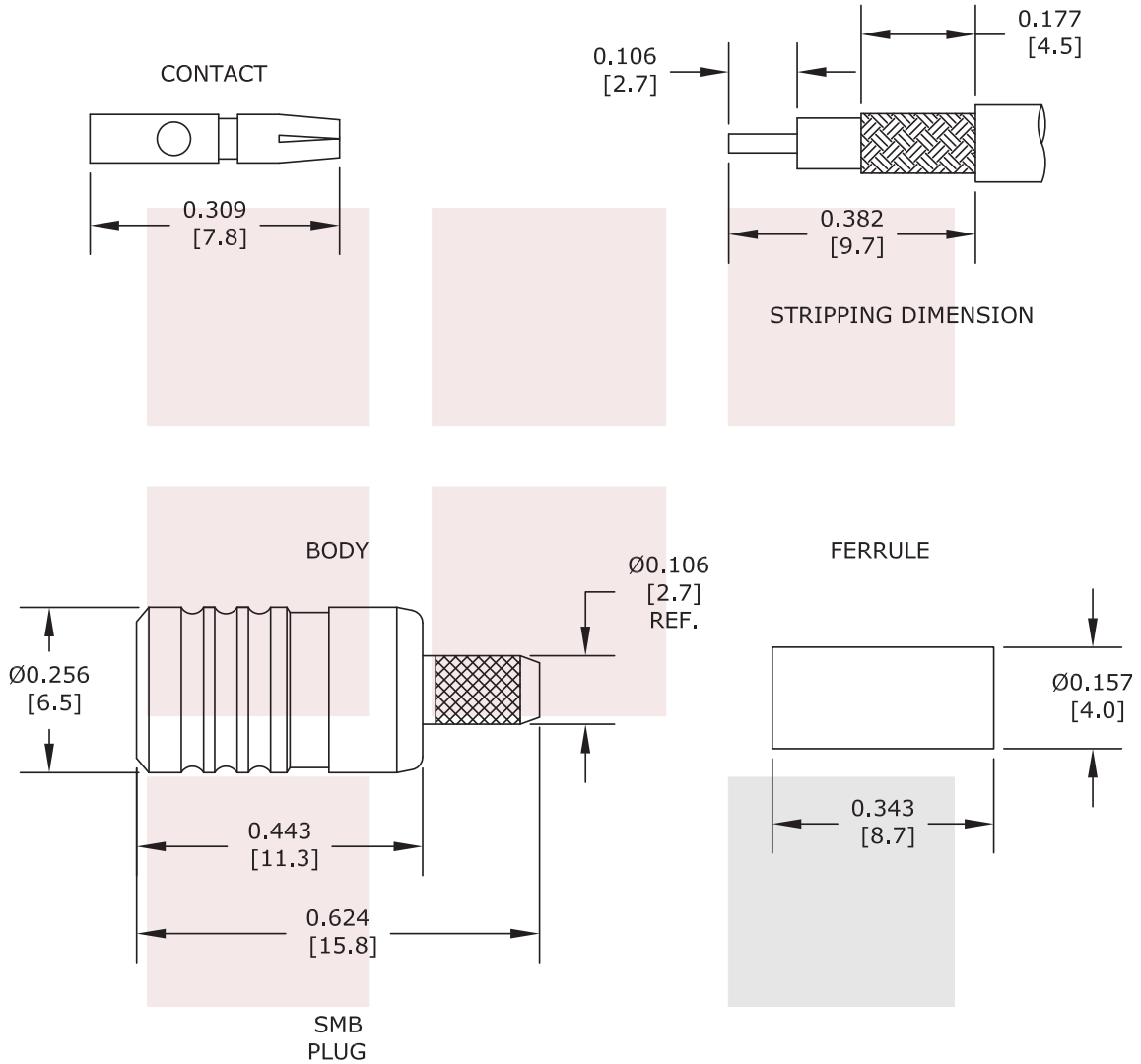
SMB Plug Connector Crimp/Solder Attachment For 0.100 inch, RG316, RG174, RG188, LMR-100, LMR-100A, LMR-100A-FR Cable from Fairview Microwave is in-stock and available to ship same-day. All of our RF/microwave products are available off-the-shelf from our ISO 9001:2008 certified facilities in Allen, Texas. Fairview Microwave is RF on-demand.

For additional information on this product, please click the following link: [SMB Plug Connector Crimp/Solder Attachment For 0.100 inch, RG316, RG174, RG188, LMR-100, LMR-100A, LMR-100A-FR Cable SC8841](#)

URL: <https://www.fairviewmicrowave.com/smb-plug-standard-rg316-rg174-connector-sc8841-p.aspx>

The information contained in this document is accurate to the best of our knowledge and representative of the part described herein. It may be necessary to make modifications to the part and/or the documentation of the part, in order to implement improvements. Fairview Microwave reserves the right to make such changes as required. Unless otherwise stated, all specifications are nominal. Fairview Microwave does not make any representation or warranty regarding the suitability of the part described herein for any particular purpose, and Fairview Microwave does not assume any liability arising out of the use of any part or documentation.





STANDARD TOLERANCES	
.X	±0.2
.XX	±0.1
.XXX	±0.05

\*STANDARD TOLERANCES APPLY ONLY TO DIMENSIONS IN INCHES

<b>FAIRVIEW MICROWAVE INC.</b>		NOTES: 1. UNLESS OTHERWISE SPECIFIED ALL DIMENSIONS ARE NOMINAL. 2. ALL SPECIFICATIONS ARE SUBJECT TO CHANGE WITHOUT NOTICE AT ANY TIME. 3. DIMENSIONS ARE IN INCHES [mm].	
ALLEN, TX 75013 WWW.FAIRVIEWMICROWAVE.COM		DWG NO	CAGE CODE
TITLE SMB Plug Connector Crimp/Solder Attachment For 0.100 inch, RG316, RG174, RG188, LMR-100, LMR-100A, LMR-100A-FR Cable		SC8841	3FKR5
		CAD FILE 120716 SHEET	SCALE N/A SIZE A 41742

## MMCX Jack Connector Crimp/Solder Attachment For .100 inch, RG316, RG174, RG188, LMR-100, LMR-100A, LMR-100-FR Cable

MMCX jack connector with crimp/solder attachment for .100 inch, RG316, RG174, RG188, LMR-100, LMR-100A and LMR-100-FR, part number SC9561, from Fairview Microwave is in-stock and ships same day. This MMCX jack connector operates up to a maximum frequency of 6 GHz and offers excellent VSWR of 1.22:1.

Fairview's MMCX jack connector SC9561 datasheet specifications and outline drawing are shown in this PDF below. Our extensive offering of RF, microwave and millimeter wave connectors allows designers to configure and customize their signal connections however they like. From providing an I/O for a board design to creating a custom cable assembly configuration, Fairview Microwave has a connector solution to meet your needs. Fairview Microwave also has the expertise to build your custom cable assemblies for you and ship them same-day.

### Electrical Specifications

Description	Min	Typ	Max	Units
Frequency Range	DC		6	GHz
VSWR			1.22:1	
Operating Voltage (AC)			250	Vrms

### Mechanical Specifications

Size	
Length	0.539 in [13.69 mm]
Width/Dia.	0.165 in [4.19 mm]
Weight	0.006 lbs [2.72 g]

### Material Specifications

Description	Material	Plating
Contact	Beryllium Copper	Gold 30 µin minimum
Insulation	PTFE	
Body	Brass	Gold 3 µin minimum

### Environmental Specifications

Temperature	
Operating Range	-55 to +155 deg C

**Compliance Certifications** (see [product page](#) for current document)

### Plotted and Other Data

Notes:



### Configuration:

- MMCX Jack Connector
- BS EN 122340
- 50 Ohms
- Straight Body Geometry
- .100 inch, RG316, RG174, RG188, LMR-100, LMR-100A, LMR-100-FR Interface Type
- Crimp/Solder Attachment

### Features:

- Operating Frequency of 6 GHz Max.
- Excellent VSWR of 1.22:1
- Gold Plated Beryllium Copper Contact
- 30 µin minimum contact plating

### Applications:

- General Purpose Test
- Custom Cable Assemblies


Fairview Microwave  
301 Leora Ln., Suite 100  
Lewisville, TX 75056  
Tel: 1-800-715-4396 / (972) 649-6678  
Fax: (972) 649-6689  
[www.fairviewmicrowave.com](http://www.fairviewmicrowave.com)  
[sales@fairviewmicrowave.com](mailto:sales@fairviewmicrowave.com)

MMCX Jack Connector Crimp/Solder Attachment For .100 inch, RG316, RG174, RG188, LMR-100, LMR-100A, LMR-100-FR Cable from Fairview Microwave is in-stock and available to ship same-day. All of our RF/microwave products are available off-the-shelf from our ISO 9001:2008 certified facilities in Lewisville, Texas. Fairview Microwave is RF on-demand.


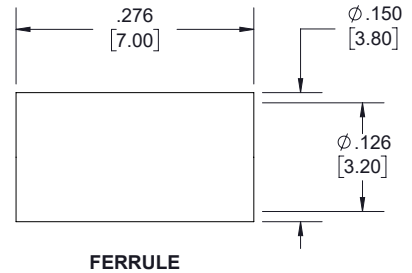
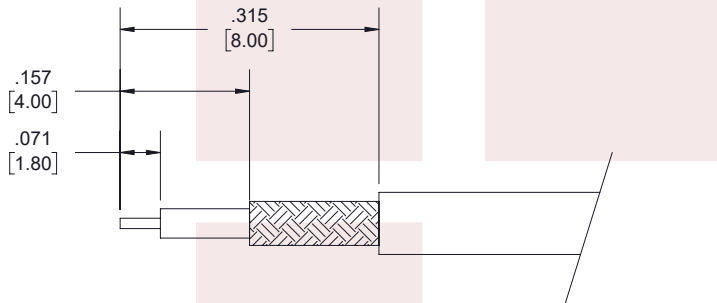
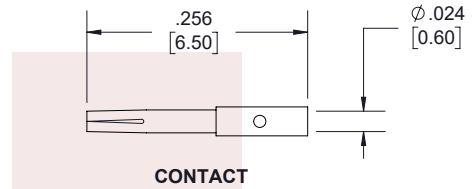
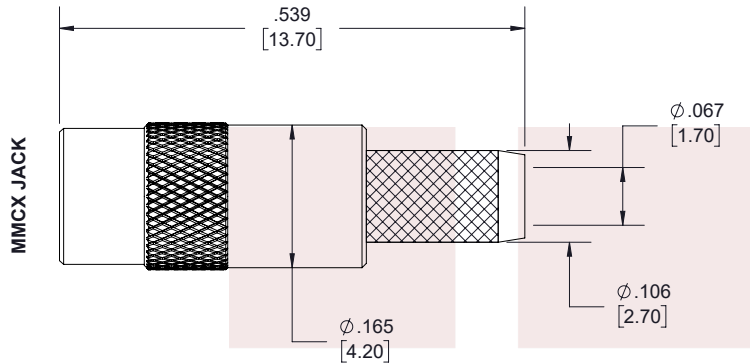
For additional information on this product, please click the following link: [MMCX Jack Connector Crimp/Solder Attachment For .100 inch, RG316, RG174, RG188, LMR-100, LMR-100A, LMR-100-FR Cable SC9561](#)

URL: <https://www.fairviewmicrowave.com/mmcx-jack-standard-rg174-rg316-rg188-connector-sc9561-p.aspx>

The information contained in this document is accurate to the best of our knowledge and representative of the part described herein. It may be necessary to make modifications to the part and/or the documentation of the part, in order to implement improvements. Fairview Microwave reserves the right to make such changes as required. Unless otherwise stated, all specifications are nominal. Fairview Microwave does not make any representation or warranty regarding the suitability of the part described herein for any particular purpose, and Fairview Microwave does not assume any liability arising out of the use of any part or documentation.



REVISIONS			
REV.	DESCRIPTION	DATE	APPROVED
A	INITIAL RELEASE	3/16/2020	S.ELLIS



**STRIPPING DIMENSIONS**

**NOTES:**

- CABLE ATTACHMENT:
  - OUTER: CRIMP.
  - INNER: SOLDER.
- CRIMP SIZE REQUIRED:
  - FERRULE: .130 [3.30] HEX. CRIMP TOOL.
  - CONTACT: SOLDER.

THESE COMMODITIES, TECHNOLOGY OR SOFTWARE WERE EXPORTED FROM THE UNITED STATES IN ACCORDANCE WITH THE EXPORT ADMINISTRATION REGULATIONS. DIVERSION CONTRARY TO U.S. LAW PROHIBITED.

TITLE  
MMCX Jack Connector Crimp/Solder Attachment For .100 inch, RG316, RG174, RG188, LMR-100, LMR-100A, LMR-100-FR Cable

UNLESS OTHERWISE SPECIFIED LEADING DIMENSIONS ARE INCHES  
DIMENSIONS IN [ ] ARE MILLIMETERS

TOLERANCES:		CABLE LENGTH (L) TOLERANCES:	
.X = ±.2 [5.08]	FRACTIONS ± 1/32	L ≤ 12 [305] = +1 [25] / -0	
.XX = ±.02 [.51]		12 [305] < L ≤ 60 [1524] = +2 [51] / -0	
.XXX = ±.005 [.13]	ANGLES ± 1°	60 [1524] < L ≤ 120 [3048] = +4 [102] / -0	
		120 [3048] < L ≤ 300 [7620] = +6 [152] / -0	
		300 [7620] < L = +5%L / -0	

THIRD-ANGLE PROJECTION  
  
THE INFORMATION AND DESIGN IN THIS DOCUMENT IS THE PROPERTY OF FAIRVIEW MICROWAVE CORPORATION. ALL RIGHTS RESERVED.

ALL DIMENSIONS SHOWN ARE FOR REFERENCE ONLY.					SCALE
SIZE	CAGE CODE	DRAWN BY	ITEM NO.	REV	
A	3FKR5	K.DANG	SC9561	A	N/A

T-Rev.D

**RG174 Flexible Coax Cable Black PVC Jacket**

**Electrical Specifications**

Description	Min	Typ	Max	Units
Frequency Range	DC		1,000	MHz
Impedance		50		Ohms
Velocity of Propagation		66		%
Nominal Capacitance		31.08		pF/ft
		[101.97]		[pF/m]

**Performance by Frequency Band**

Description	F1	F2	F3	F4	F5	Units
Frequency	100	400	1,000			MHz
Attenuation, Typ	8.4	27.56	32			dB/100ft dB/100m
	27.56	90.42	104.99			

**Mechanical Specifications**

Diameter 0.11 in [2.79 mm]  
 Weight 0.009 lbs/ft [0.01 Kg/m]

**Construction Specifications**

Description	Material and Plating	Diameter
Inner Conductor	Copper Clad Steel, 7 Strands	0.019 in [0.48 mm]
Conductor Type	Stranded	
Dielectric	PE	0.06 in [1.52 mm]
First Shield	Tinned Copper Braid	0.078 in [1.98 mm]
Jacket	PVC, Black	0.11 in [2.79 mm]

**Environmental Specifications**


**Temperature**

Operating Range -40 to +80 deg C

**Compliance Certifications** (see [product page](#) for current document)

**Plotted and Other Data**

Notes:



**Configuration:**

- Flexible Cable
- 1 Shield(s)


Fairview Microwave  
 301 Leora Ln., Suite 100  
 Lewisville, TX 75056  
 Tel: 1-800-715-4396 / (972) 649-6678  
 Fax: (972) 649-6689  
[www.fairviewmicrowave.com](http://www.fairviewmicrowave.com)  
[sales@fairviewmicrowave.com](mailto:sales@fairviewmicrowave.com)

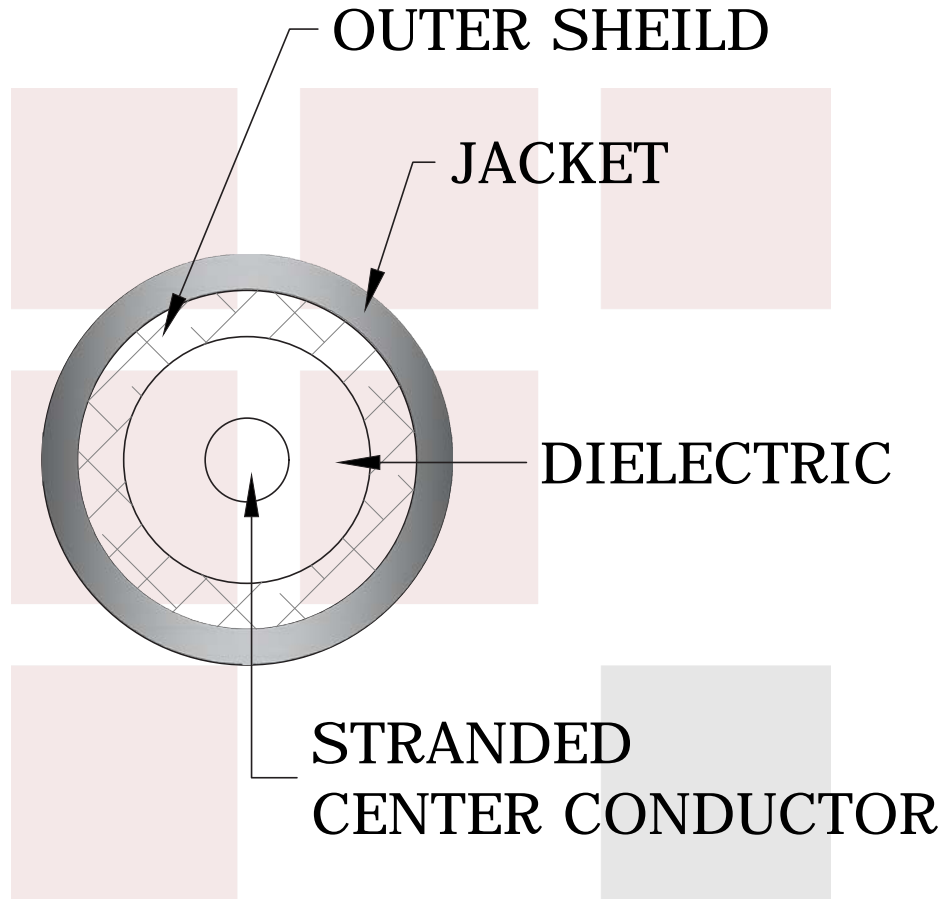
RG174 Flexible Coax Cable Black PVC Jacket from Fairview Microwave has same day shipment for domestic and International orders. Our RF, microwave and fiber optic products maintain a 99% availability and are part of the broadest selection in the industry.

Click the following link to obtain additional part information: [RG174 Flexible Coax Cable Black PVC Jacket RG174](#)

URL: <https://www.fairviewmicrowave.com/rg174-flexible-coax-cable-pvc-jacket-rg174-p.aspx>

The information contained in this document is accurate to the best of our knowledge and representative of the part described herein. It may be necessary to make modifications to the part and/or the documentation of the part, in order to implement improvements. Fairview Microwave reserves the right to make such changes as required. Unless otherwise stated, all specifications are nominal. Fairview Microwave does not make any representation or warranty regarding the suitability of the part described herein for any particular purpose, and Fairview Microwave does not assume any liability arising out of the use of any part or documentation.





<b>FAIRVIEW MICROWAVE INC.</b> ALLEN, TX 75013 WWW.FAIRVIEWMICROWAVE.COM		NOTES: 1. UNLESS OTHERWISE SPECIFIED ALL DIMENSIONS ARE NOMINAL. 2. ALL SPECIFICATIONS ARE SUBJECT TO CHANGE WITHOUT NOTICE AT ANY TIME. 3. DIMENSIONS ARE IN INCHES [mm].			
TITLE RG174 Flexible Coax Cable Black PVC Jacket		DWG NO RG174		CAGE CODE 3FKR5	
CAD FILE	120315	SHEET	SCALE	N/A	SIZE A 5568