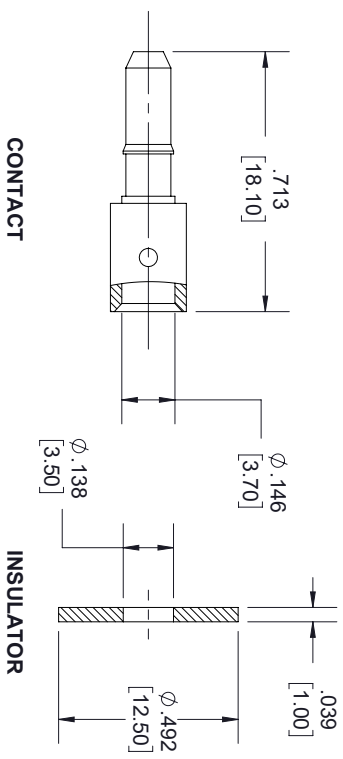
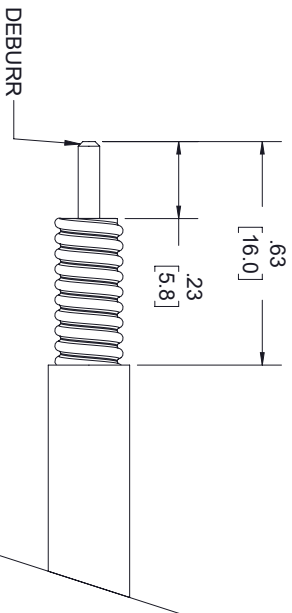


4.3-10 MALE

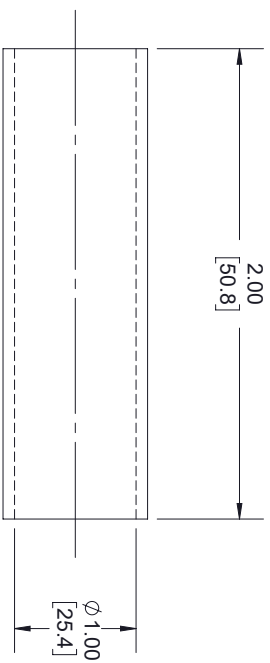


CONTACT

INSULATOR



STRIPPING DIMENSIONS



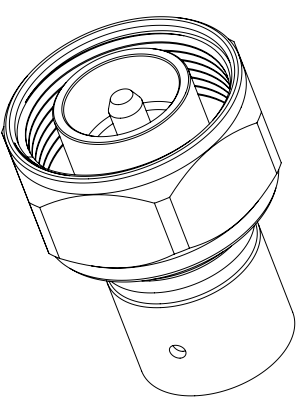
HEAT SHRINK TUBE

NOTES:

1. CABLE ATTACHMENT:
- OUTER: SOLDER.
- INNER: SOLDER.

| STANDARD TOLERANCES | |
|---------------------|--------|
| .X | ±0.2 |
| .XX | ±0.01 |
| .XXX | ±0.005 |

*STANDARD TOLERANCES APPLY ONLY TO DIMENSIONS IN INCHES



| | | | | | |
|----------|----------|--------------------|--------|-----------|-----|
| TITLE | | DWG NO | | CAGE CODE | |
| | | TC-SPP500-4310M-LP | | 3FKR5 | |
| CAD FILE | 04/17/19 | SHEET | 1 OF 1 | SCALE | N/A |
| | | | | SIZE | A |
| | | | | 7361 | |

NOTES:
 1. UNLESS OTHERWISE SPECIFIED ALL DIMENSIONS ARE NOMINAL.
 2. ALL SPECIFICATIONS ARE SUBJECT TO CHANGE WITHOUT NOTICE AT ANY TIME.
 3. DIMENSIONS ARE IN INCHES [mm].