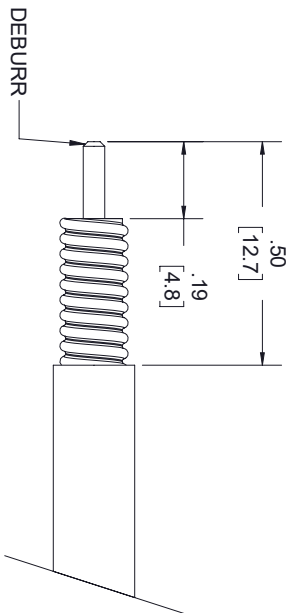
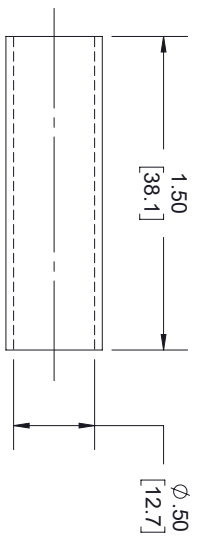


4.3-10 SNAP ON
MALE



STRIPPING DIMENSIONS

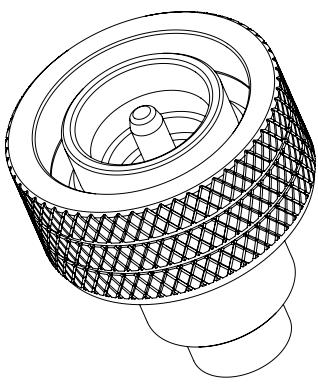
- NOTES:
- CABLE ATTACHMENT:
 - OUTER: SOLDER.
 - INNER: SOLDER.



HEAT SHRINK TUBE

STANDARD TOLERANCES	
.X	±0.2
.XX	±0.01
.XXX	±0.005

*STANDARD TOLERANCES APPLY ONLY TO DIMENSIONS IN INCHES



TITLE		DWG NO		CAGE CODE	
		TC-SPP250-4310MS-LP		3FKR5	
CAD FILE	04/17/19	SHEET	1 OF 1	SCALE	N/A
				SIZE	A
					7361

NOTES:
1. UNLESS OTHERWISE SPECIFIED ALL DIMENSIONS ARE NOMINAL.
2. ALL SPECIFICATIONS ARE SUBJECT TO CHANGE WITHOUT NOTICE AT ANY TIME.
3. DIMENSIONS ARE IN INCHES [mm].