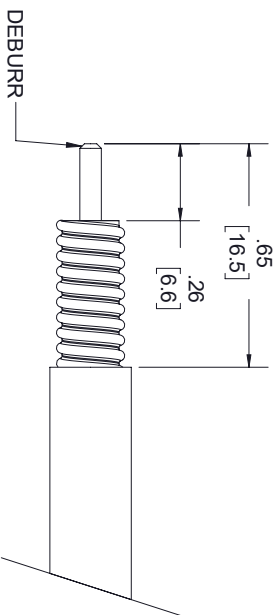
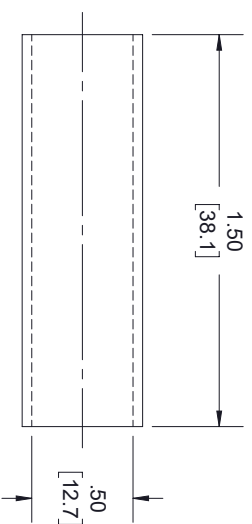


#### 4.3-10 MALE



#### STRIPPING DIMENSIONS

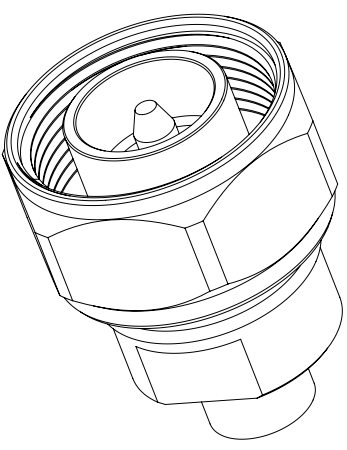
- NOTES:
- CABLE ATTACHMENT:
    - OUTER: SOLDER.
    - INNER: SOLDER.



#### HEAT SHRINK TUBE

STANDARD TOLERANCES	
.X	±0.2
.XX	±0.01
.XXX	±0.005

\*STANDARD TOLERANCES APPLY ONLY TO DIMENSIONS IN INCHES



TITLE		DWG NO		CAGE CODE	
		TC-SPP250-4310M-LP		3FKR5	
CAD FILE	04/17/19	SHEET	1 OF 1	SCALE	N/A
				SIZE	A
				7361	

NOTES:  
 1. UNLESS OTHERWISE SPECIFIED ALL DIMENSIONS ARE NOMINAL.  
 2. ALL SPECIFICATIONS ARE SUBJECT TO CHANGE WITHOUT NOTICE AT ANY TIME.  
 3. DIMENSIONS ARE IN INCHES [mm].