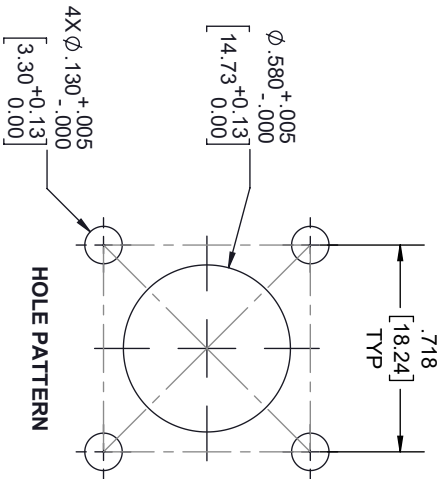
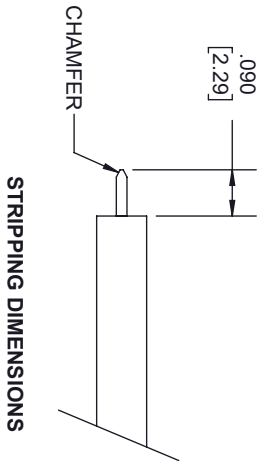
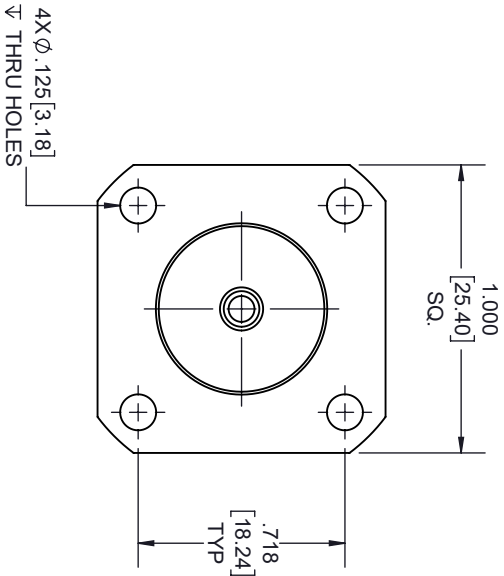
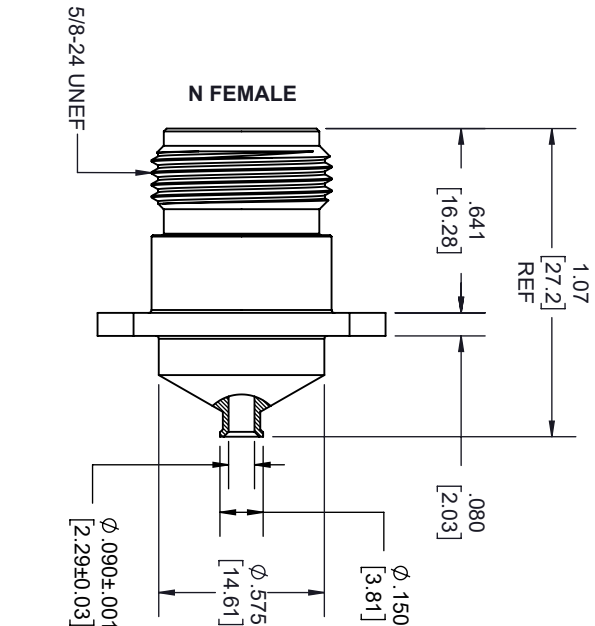
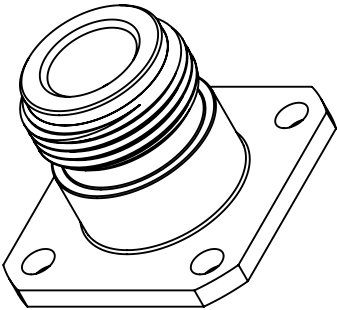


| REVISIONS | | | |
|-----------|-------------|-----------|----------|
| REV. | DESCRIPTION | DATE | APPROVED |
| A | PCR SC9190 | 1/15/2021 | S.ELLIS |



THESE COMMODITIES, TECHNOLOGY OR SOFTWARE WERE EXPORTED FROM THE UNITED STATES IN ACCORDANCE WITH THE EXPORT ADMINISTRATION REGULATIONS, DIVERSION CONTRARY TO U.S. LAW PROHIBITED.



| | | | | |
|---|----------|----------|--------|-----|
| TITLE | | | | |
| SIZE | DRAWN BY | ITEM NO. | SCALE | REV |
| A | 3FKR5 | K. Dang | SC9190 | N/A |
| ALL DIMENSIONS SHOWN ARE FOR REFERENCE ONLY. | | | | |
| UNLESS OTHERWISE SPECIFIED LEADING DIMENSIONS ARE INCHES DIMENSIONS IN [] ARE MILLIMETERS | | | | |
| TOLERANCES: | | | | |
| CABLE LENGTH (L) TOLERANCES: | | | | |
| L ± 12 [305] = +1 [25] / -0 | | | | |
| 12 [305] < L ≤ 60 [1524] = +2 [51] / -0 | | | | |
| 60 [1524] < L ≤ 120 [3048] = +4 [102] / -0 | | | | |
| 120 [3048] < L ≤ 300 [7620] = +6 [152] / -0 | | | | |
| 300 [7620] < L = +5%L / -0 | | | | |
| X = ±.2 [5.08] FRACTIONS | | | | |
| XX = ±.02 [.51] ± 1/32 | | | | |
| XXX = ±.005 [.13] ANGLES ± 1° | | | | |
| THIRD ANGLE PROJECTION | | | | |
| THE INFORMATION AND DESIGN IN THIS DOCUMENT IS THE PROPERTY OF FAIRVIEW MICROWAVE CORPORATION. ALL RIGHTS RESERVED. | | | | |
| SHEET 1 OF 1 | | | | |