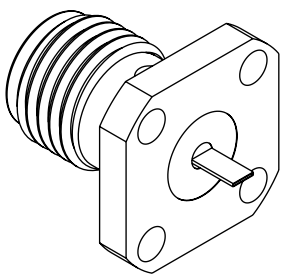
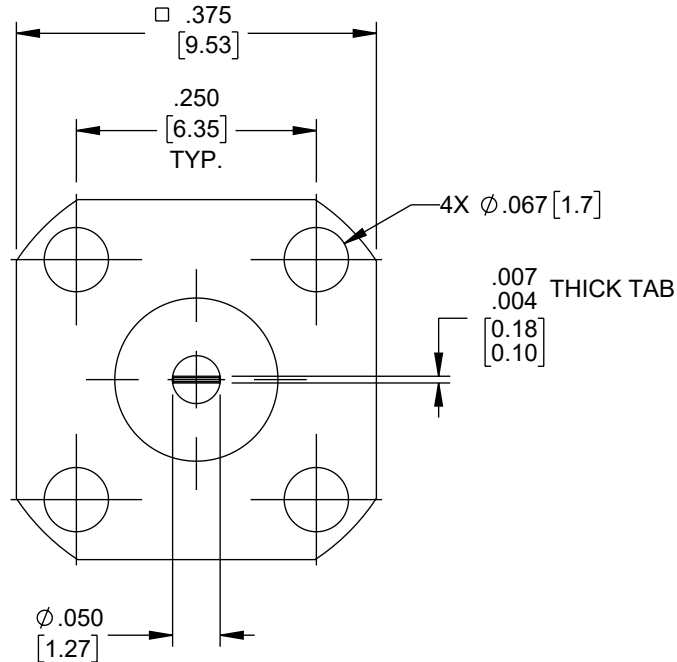
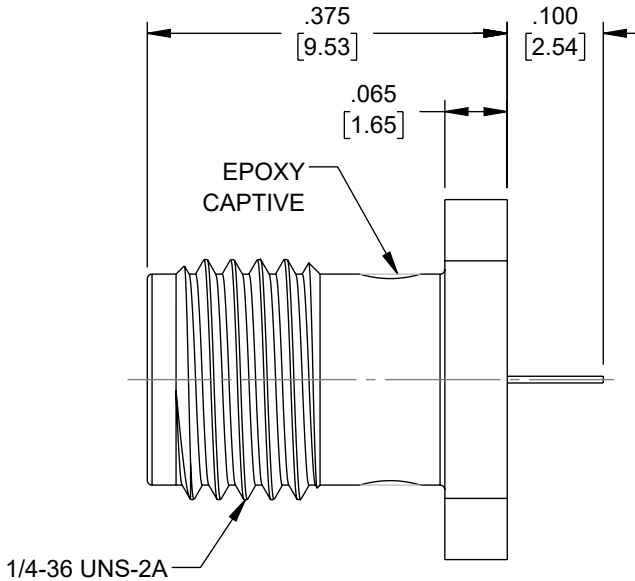



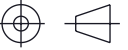
REVISION					
ZONE	REV	DESCRIPTION	DATE	CHANGED BY	APPROVED
	C	ECO-13609	8/12/2024	DMAY	SRAUTUS



NOTES:
1. ASSEMBLED CONNECTOR INTERFACE IS DESIGNED IN ACCORDANCE WITH MIL-STD-348.

THE INFORMATION CONTAINED IN THIS DRAWING IS THE SOLE PROPERTY OF INFINITE ELECTRONICS, INC. ANY REPRODUCTION IN PART OR WHOLE WITHOUT THE WRITTEN PERMISSION OF INFINITE ELECTRONICS, INC. IS PROHIBITED. THESE COMMODITIES, TECHNOLOGY OR SOFTWARE WERE EXPORTED FROM THE UNITED STATES IN ACCORDANCE WITH THE EXPORT ADMINISTRATION REGULATIONS. DIVERSION CONTRARY TO U.S. LAW PROHIBITED.

UNLESS OTHERWISE SPECIFIED LEADING DIMENSIONS ARE INCHES DIMENSIONS IN [] ARE MILLIMETERS	
TOLERANCES:	
X = \pm .2 [5]	FRACTIONS \pm 1/32
XX = \pm .02 [0.5]	ANGLES \pm 1°
XXX = \pm .005 [0.13]	
CABLE LENGTH TOLERANCES:	
\leq 12 [305] = +1 [25] / -0	
>12 [305] \leq 60 [1524] = +2 [51] / -0	
>60 [1524] \leq 120 [3048] = +4 [102] / -0	
>120 [3048] \leq 300 [7620] = +6 [152] / -0	
>300 [7620] = +5% / -0	
ALL DIMENSIONS ARE FOR REFERENCE ONLY AND SUBJECT TO CHANGE WITHOUT NOTICE UN-DIMENSIONED/NON-CRITICAL FEATURES MAY VARY IN SIZE AND LOCATION COLORS MAY VARY	

 Fairview Microwave® an INFINIT® brand				
Website: www.FairviewMicrowave.com Phone: 1.800.715.4396 1.972.649.6678			SCALE NONE	SHEET 1 OF 1
DESCRIPTION SMA FEMALE CONNECTOR TAB TERMINAL SOLDER ATTACHMENT 4 HOLE FLANGE				
SIZE A	CAGE CODE 3FKR5	DRAWN BY DMAY	ITEM NO. SC7554	REV C