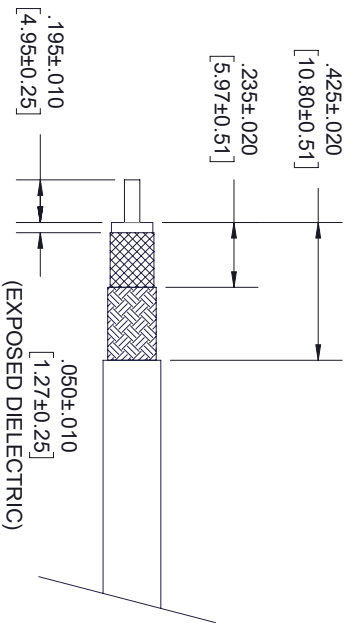
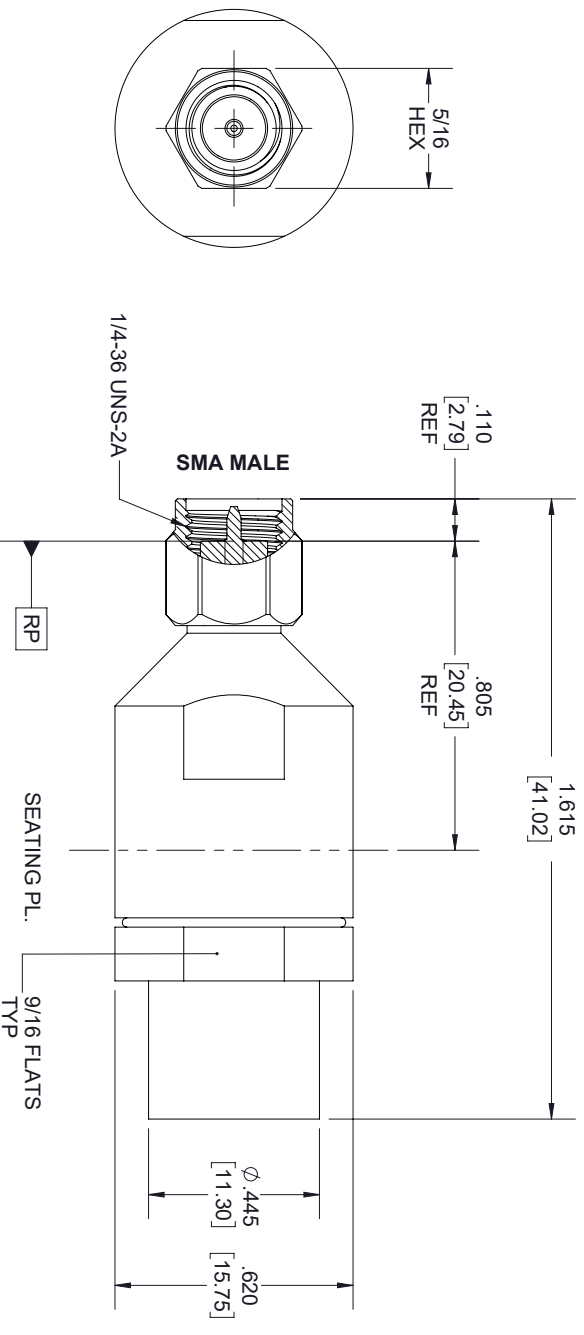
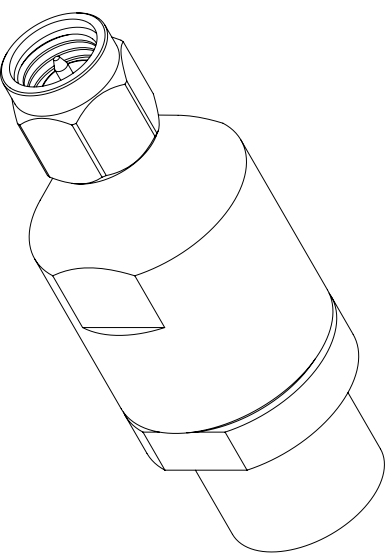


REVISIONS			
REV.	DESCRIPTION	DATE	APPROVED
A	POR SCT216	3/10/2020	S ELLIS



**STRIPPING DIMENSIONS**

- NOTES:
- CABLE ATTACHMENT:
    - OUTER: CLAMP.
    - INNER: SOLDER.
  - SEE ASSEMBLY INSTRUCTION FOR MORE INFORMATION.



THESE COMMODITIES, TECHNOLOGY OR SOFTWARE WERE EXPORTED FROM THE UNITED STATES IN ACCORDANCE WITH THE EXPORT ADMINISTRATION REGULATIONS, DIVERSION CONTRARY TO U.S. LAW PROHIBITED.



TITLE

UNLESS OTHERWISE SPECIFIED LEADING DIMENSIONS ARE INCHES DIMENSIONS IN [ ] ARE MILLIMETERS				THIRD-ANGLE PROJECTION	
TOLERANCES:				CABLE LENGTH (L) TOLERANCES:	
X = ±.2	[5.08]	FRACTIONS	12 [305] < L ≤ 60 [1524] = ±.2 [51] / -0	L ± 1/2 [38.1] = ±.1 [25.4] / -0	
XX = ±.02	[.51]	± 1/32	60 [1524] < L ≤ 120 [3048] = ±.4 [102] / -0	FAIRVIEW MICROWAVE CORPORATION, ALL RIGHTS RESERVED.	
XXX = ±.005	[.13]	ANGLES ± 1°	120 [3048] < L ≤ 300 [7620] = +.6 [152] / -0	SHEET 1 OF 1	
			300 [7620] < L = +5% / -0	SCALE N/A	
ALL DIMENSIONS SHOWN ARE FOR REFERENCE ONLY.					
SIZE	GAGE CODE	DRAWN BY	ITEM NO.	REV	REV
A	3FKRS	K.DANG	SCT216	A	A