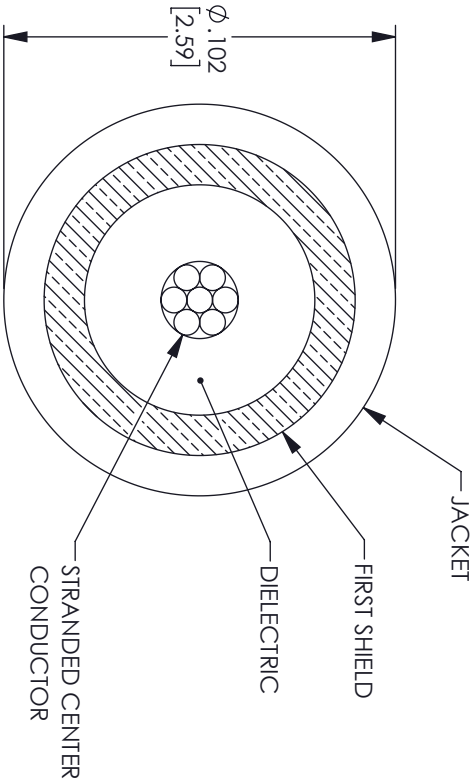
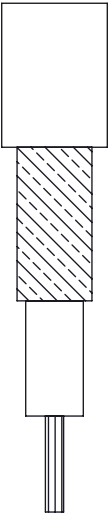



REVISIONS			
REV.	DESCRIPTION	DATE	APPROVED
A	INITIAL RELEASE	03/24/2022	AGANWANI



THESE COMMODITIES, TECHNOLOGY OR SOFTWARE WERE EXPORTED FROM THE UNITED STATES IN ACCORDANCE WITH THE EXPORT ADMINISTRATION REGULATIONS, DIVERSION CONTRARY TO U.S. LAW PROHIBITED.



UNLESS OTHERWISE SPECIFIED LEADING DIMENSIONS ARE INCHES DIMENSIONS IN [ ] ARE MILLIMETERS				THIRD ANGLE PROJECTION	
TOLERANCES:					
CABLE LENGTH (L) TOLERANCES:					
X = ±.2 [ .08] FRACTIONS		L ≤ 12 [305] = +1 [25] / -0			
XX = ±.02 [ .51] ± 1/32		12 [305] < L ≤ 60 [1524] = +2 [51] / -0			
XXX = ±.005 [ .13] ANGLES ± 1°		60 [1524] < L ≤ 120 [3048] = +4 [102] / -0			
		120 [3048] < L ≤ 300 [7620] = +6 [152] / -0			
		300 [7620] < L = +5%L / -0			
ALL DIMENSIONS SHOWN ARE FOR REFERENCE ONLY.				SCALE	
				N/A	
SIZE	CAGE CODE	DRAWN BY	ITEM NO.	REV	
A	3FKR5	DZINN	RC316-FT	A	
THE INFORMATION AND DESIGN IN THIS DOCUMENT IS THE PROPERTY OF FAIRVIEW MICROWAVE CORPORATION. ALL RIGHTS RESERVED.					