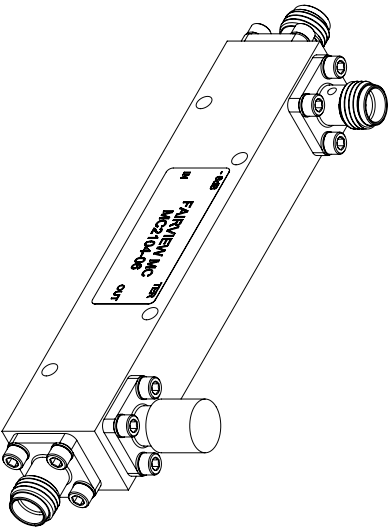
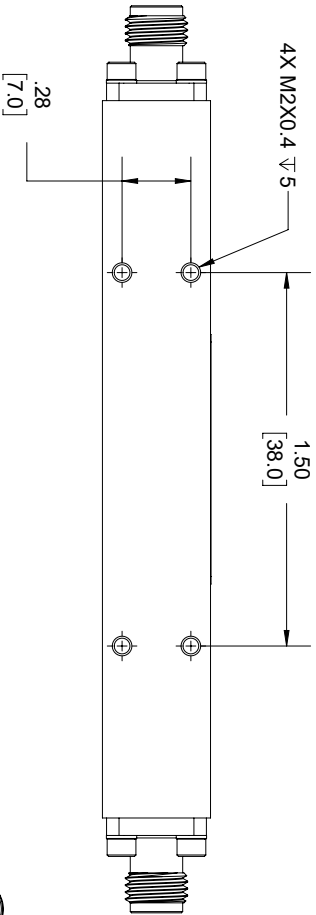
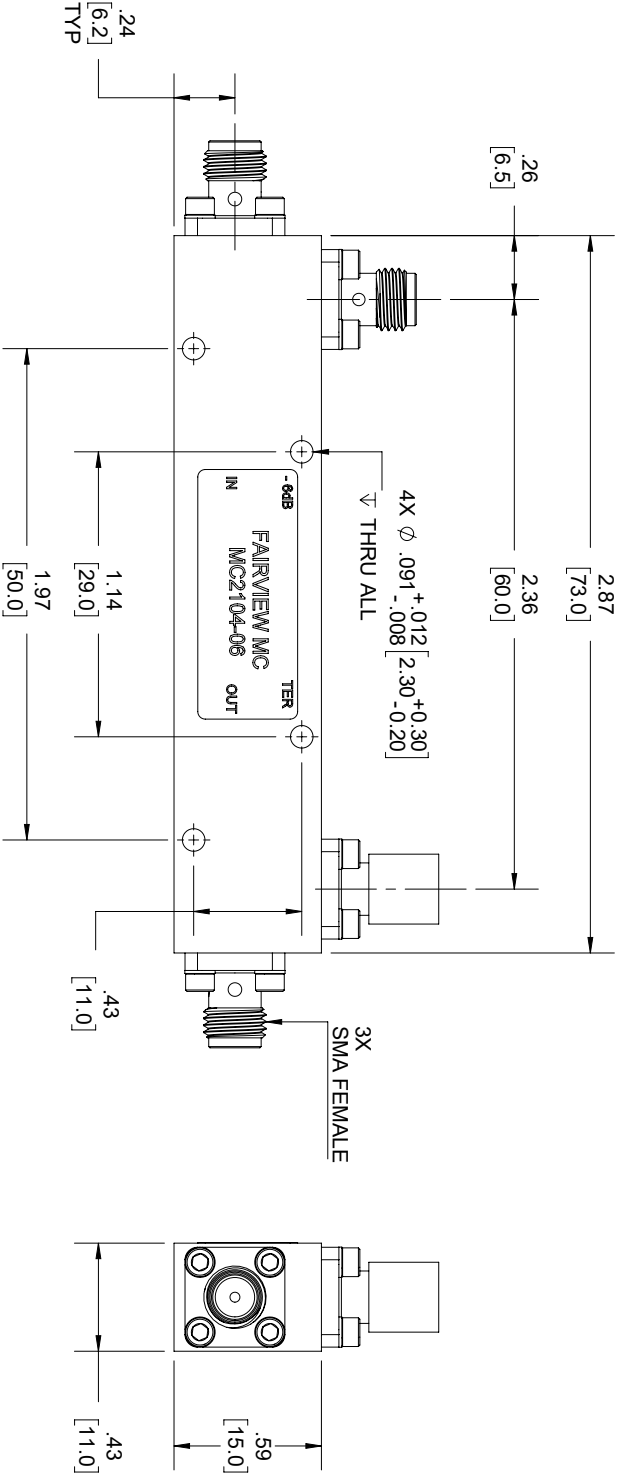


| REVISIONS | | | |
|-----------|---------------|-----------|----------|
| REV. | DESCRIPTION | DATE | APPROVED |
| A | FOR MC2104-06 | 5/19/2020 | S.PONG |



THESE COMMODITIES, TECHNOLOGY OR SOFTWARE WERE EXPORTED FROM THE UNITED STATES IN ACCORDANCE WITH THE EXPORT ADMINISTRATION REGULATIONS, DIVERSION CONTRARY TO U.S. LAW PROHIBITED.



| | | | |
|--|-----------|----------|-----------|
| TITLE | | | |
| SIZE | CAGE CODE | DRAWN BY | ITEM NO. |
| A | 3FKR5 | K.Dang | MC2104-06 |
| ALL DIMENSIONS SHOWN ARE FOR REFERENCE ONLY. | | | |
| SCALE | | | |
| N/A | | | |
| REV | | | |
| A | | | |

UNLESS OTHERWISE SPECIFIED LEADING DIMENSIONS ARE INCHES

DIMENSIONS IN [] ARE MILLIMETERS

TOLERANCES:

CABLE LENGTH (L) TOLERANCES:

THIRD ANGLE PROJECTION

X = ±.2 [5.08]

FRACTIONS

THE INFORMATION AND DESIGN IN THIS DOCUMENT IS THE PROPERTY OF FAIRVIEW MICROWAVE CORPORATION. ALL RIGHTS RESERVED.

XX = ±.02 [.51]

± 1/32

60 [1524] < L ≤ 120 [3048] = ±.4 [102] / -0

XXX = ±.005 [.13]

ANGLES ± 1°

120 [3048] < L ≤ 300 [7620] = +.6 [152] / -0

300 [7620] < L = +5% / -0

SHEET 1 OF 1