

6

5

4

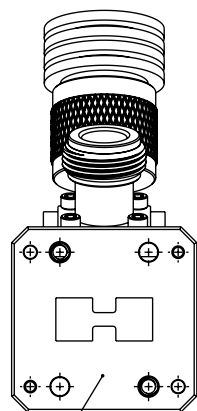
3

2

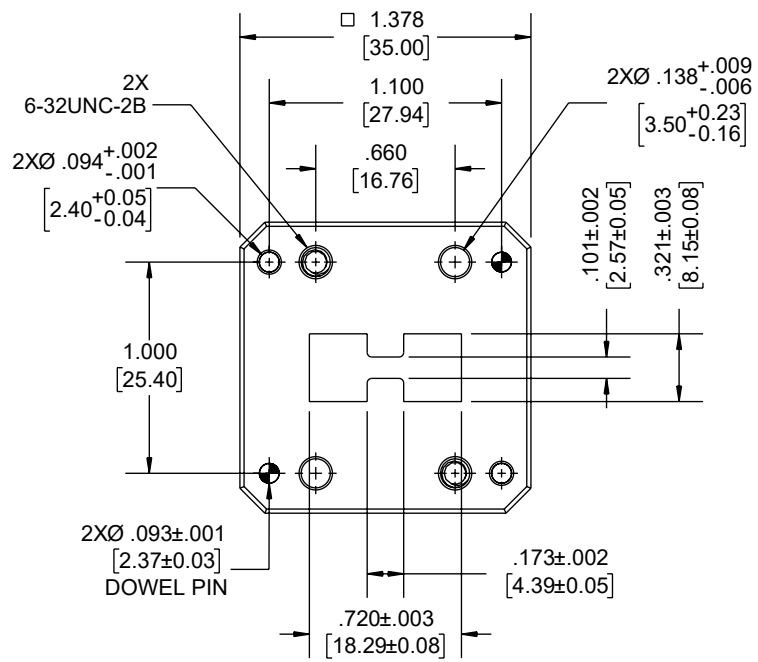
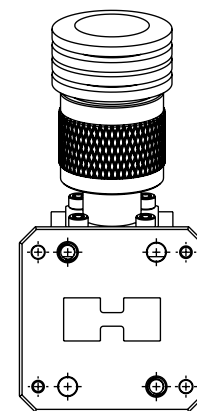
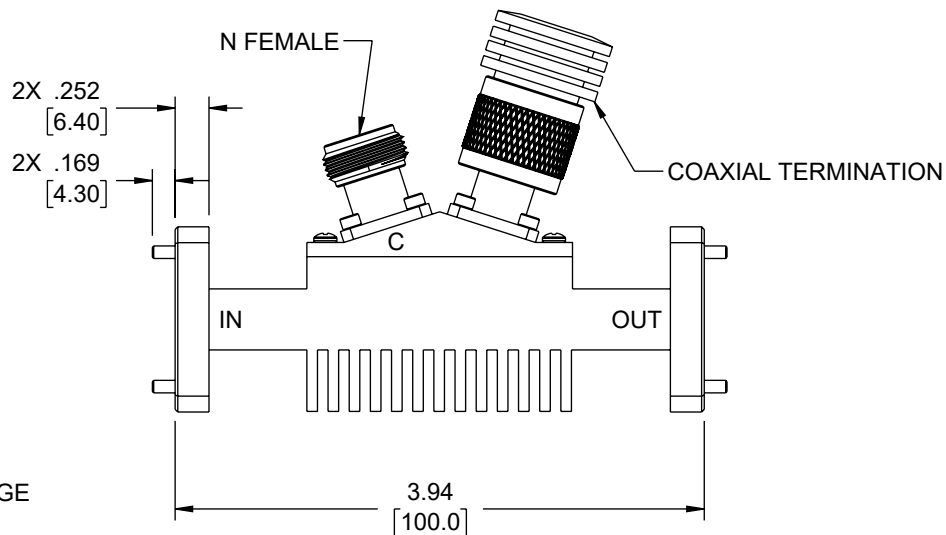
1

REVISION

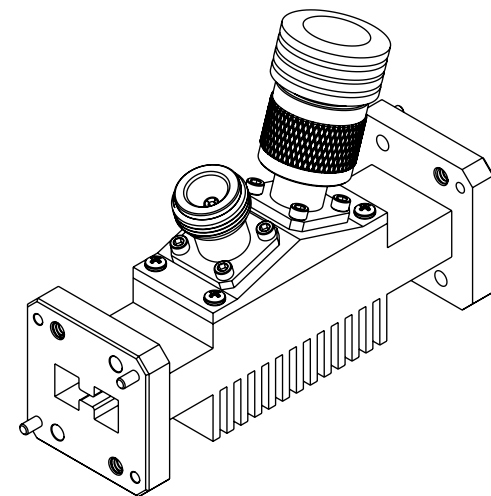
ZONE	REV	DESCRIPTION	DATE	CHANGED BY	APPROVED
	A	INITIAL RELEASE	4/5/2023	KDANG	SPONG



2X
WRD650D DOUBLE-RIDGE
FPWRD650D28 FLANGE



FLANGE DETAIL



UNLESS OTHERWISE SPECIFIED
LEADING DIMENSIONS ARE INCHES
DIMENSIONS IN [] ARE MILLIMETERS

TOLERANCES:

.X = ±.2 [5] FRACTIONS
.XX = ±.02 [.5] ± 1/32
.XXX = ±.005 [.13] ANGLES ± 1°

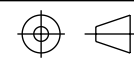
CABLE LENGTH TOLERANCES:

≤12 [305] = +1 [25] / -0
>12 [305] ≤ 60 [1524] = +2 [51] / -0
>60 [1524] ≤ 120 [3048] = +4 [102] / -0
>120 [3048] ≤ 300 [7620] = +6 [152] / -0
>300 [7620] = +5% / -0

ALL DIMENSIONS ARE FOR REFERENCE ONLY
AND SUBJECT TO CHANGE WITHOUT NOTICE.



Website: www.FairviewMicrowave.com
Phone: 1.800.715.4396 | 1.972.649.6678



INTERPRET ALL DIMENSIONS AND
TOLERANCES PER ASME Y14.5

SCALE

NONE

SHEET

1 OF 1

DESCRIPTION

WRD-650 Waveguide Loop Coupler with N-type Female Connector,
40dB Coupling

SIZE

A

CAGE CODE

3FKR5

DRAWN BY

KDANG

ITEM NO.

FMWRD650CP04-40

REV

A

THE INFORMATION CONTAINED IN THIS DRAWING IS THE SOLE PROPERTY OF INFINITE ELECTRONICS, INC. ANY REPRODUCTION IN PART OR WHOLE WITHOUT THE WRITTEN PERMISSION OF INFINITE ELECTRONICS, INC. IS PROHIBITED. THESE COMMODITIES, TECHNOLOGY OR SOFTWARE WERE EXPORTED FROM THE UNITED STATES IN ACCORDANCE WITH THE EXPORT ADMINISTRATION REGULATIONS. DIVERSION CONTRARY TO U.S. LAW PROHIBITED.

6

5

4

3

2

1