

6

5

4

3

2

1

REVISION

ZONE	REV	DESCRIPTION	DATE	CHANGED BY	APPROVED
	A	INITIAL RELEASE	05/30/2023	LNagaraj	KHIETPAS

F

E

D

C

B

A

F

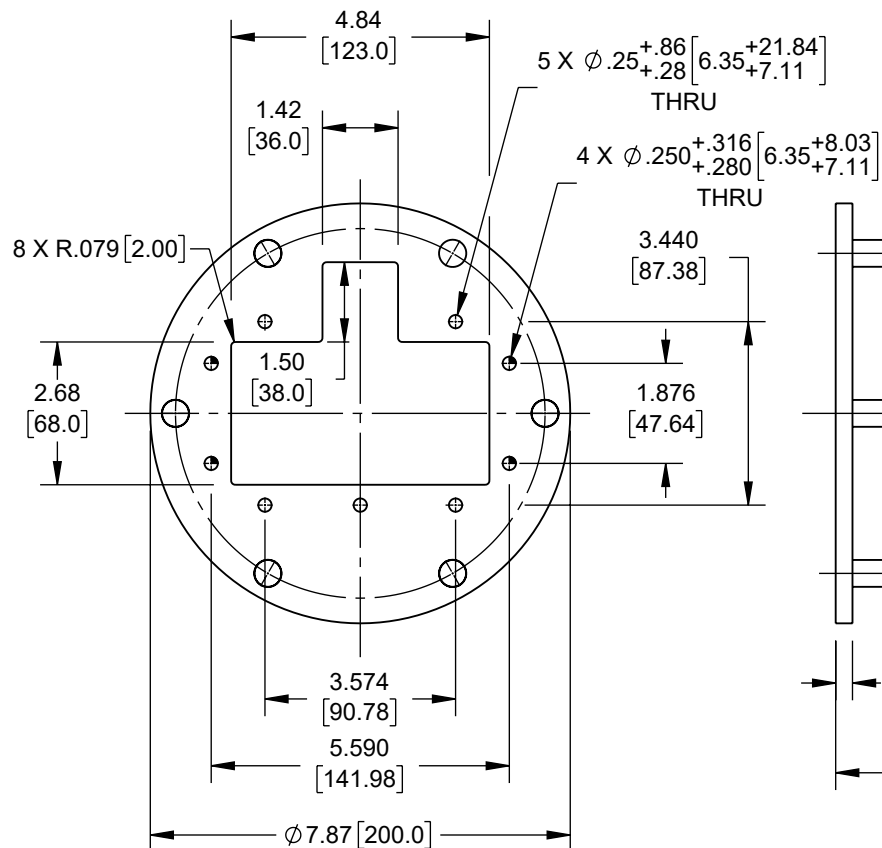
E

D

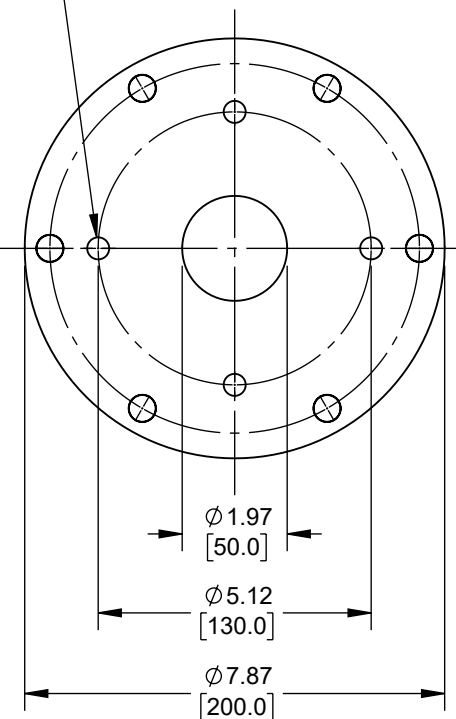
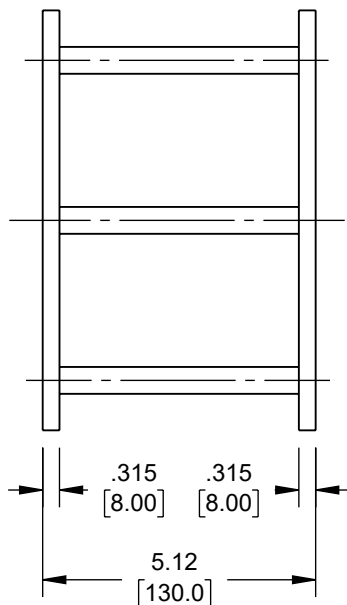
C

B

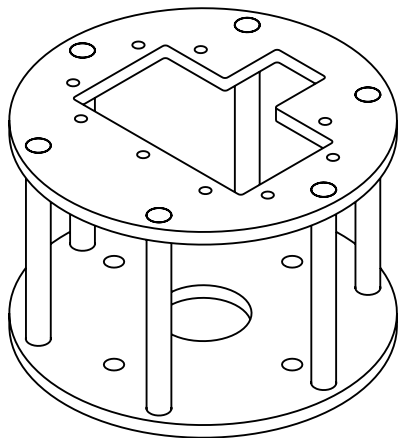
A



4 X $\phi .413$ [10.50]
THRU



A VIEW FLAGE



UNLESS OTHERWISE SPECIFIED
LEADING DIMENSIONS ARE INCHES
DIMENSIONS IN [] ARE MILLIMETERS

TOLERANCES:

.X = $\pm .2$ [5] FRACTIONS
.XX = $\pm .02$ [.5] $\pm 1/32$
.XXX = $\pm .005$ [.13] ANGLES $\pm 1^\circ$

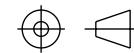
CABLE LENGTH TOLERANCES:

≤ 12 [305] = ± 1 [25] / -0
>12 [305] ≤ 60 [1524] = ± 2 [51] / -0
>60 [1524] ≤ 120 [3048] = ± 4 [102] / -0
>120 [3048] ≤ 300 [7620] = ± 6 [152] / -0
>300 [7620] = $\pm 5\%$ / -0

ALL DIMENSIONS ARE FOR REFERENCE ONLY
AND SUBJECT TO CHANGE WITHOUT NOTICE.



Website: www.FairviewMicrowave.com
Phone: 1.800.715.4396 | 1.972.649.6678



SCALE

NONE

SHEET

1 OF 1

DESCRIPTION

STANDARD GAIN HORNS ANTENNA MOUNT, WAVEGUIDE SIZE
WR430, IEC R22

SIZE

A

CAGE CODE

3FKR5

DRAWN BY

LNagaraj

ITEM NO.

FMWAN430-MNT

REV

A

THE INFORMATION CONTAINED IN THIS DRAWING IS THE SOLE PROPERTY OF INFINITE ELECTRONICS, INC. ANY REPRODUCTION IN PART OR WHOLE WITHOUT THE WRITTEN PERMISSION OF INFINITE ELECTRONICS, INC. IS PROHIBITED.
THESE COMMODITIES, TECHNOLOGY OR SOFTWARE WERE EXPORTED FROM THE UNITED STATES IN ACCORDANCE WITH THE EXPORT ADMINISTRATION REGULATIONS. DIVERSION CONTRARY TO U.S. LAW PROHIBITED.

6

5

4

3

2

1