

6

5

4

3

2

1

F

E

D

C

B

A

F

E

D

C

B

A

2X .42  
[10.6]2.4mm FEMALE  
CONNECTOR2.62  
[66.7]3.94  
[100.2].51  
[13]

2X 1/4-20 UNC-2A THRU

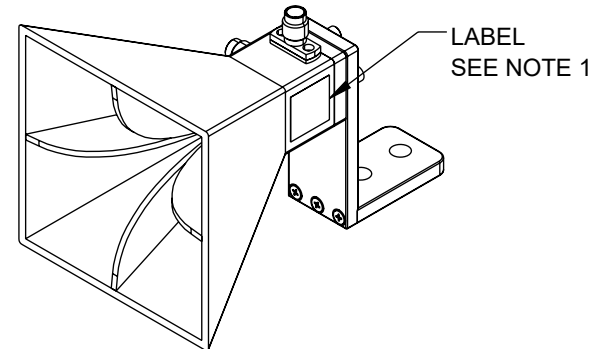
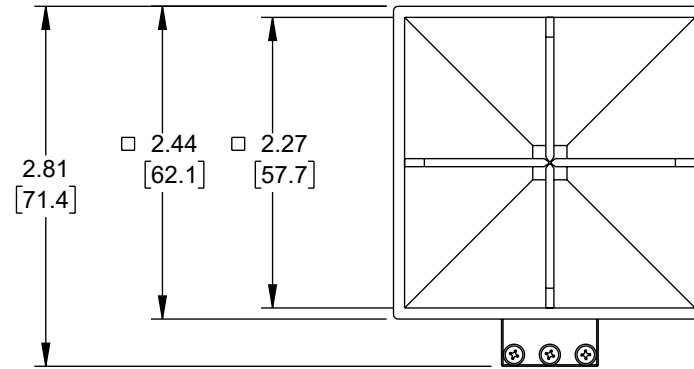
## NOTES:

1. LABEL FOR REFERENCE ONLY.  
LABEL LOCATION FOR REFERENCE ONLY.

THE INFORMATION CONTAINED IN THIS DRAWING IS THE SOLE PROPERTY OF INFINITE ELECTRONICS, INC. ANY REPRODUCTION IN PART OR WHOLE WITHOUT THE WRITTEN PERMISSION OF INFINITE ELECTRONICS, INC. IS PROHIBITED. THESE COMMODITIES, TECHNOLOGY OR SOFTWARE WERE EXPORTED FROM THE UNITED STATES IN ACCORDANCE WITH THE EXPORT ADMINISTRATION REGULATIONS. DIVERSION CONTRARY TO U.S. LAW PROHIBITED.

## REVISION

ZONE	REV	DESCRIPTION	DATE	CHANGED BY	APPROVED
	A	INITIAL RELEASE	05/10/2023	KGLEBOVA	KHIETPAS



UNLESS OTHERWISE SPECIFIED  
LEADING DIMENSIONS ARE INCHES  
DIMENSIONS IN [ ] ARE MILLIMETERS

## TOLERANCES:

.X = ±.2 [5] FRACTIONS  
.XX = ±.02 [.5] ± 1/32  
.XXX = ±.005 [.13] ANGLES ± 1°

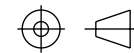
## CABLE LENGTH TOLERANCES:

≤12 [305] = +1 [25] / -0  
>12 [305] ≤ 60 [1524] = +2 [51] / -0  
>60 [1524] ≤ 120 [3048] = +4 [102] / -0  
>120 [3048] ≤ 300 [7620] = +6 [152] / -0  
>300 [7620] = +5% / -0

ALL DIMENSIONS ARE FOR REFERENCE ONLY  
AND SUBJECT TO CHANGE WITHOUT NOTICE.



Website: [www.FairviewMicrowave.com](http://www.FairviewMicrowave.com)  
Phone: 1.800.715.4396 | 1.972.649.6678



INTERPRET ALL DIMENSIONS AND  
TOLERANCES PER ASME Y14.5

SCALE

NONE

SHEET

1 OF 1

## DESCRIPTION

BROADBAND HORN ANTENNA, DUAL POLARIZED 18 GHz TO  
54 GHz 15 dBi GAIN, 2.4mm FEMALE CONNECTORS

SIZE	CAGE CODE	DRAWN BY	ITEM NO.	REV
A	3FKR5	KGLEBOVA	FMWAN1168	A

6

5

4

3

2

1