

6

5

4

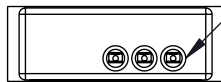
3

2

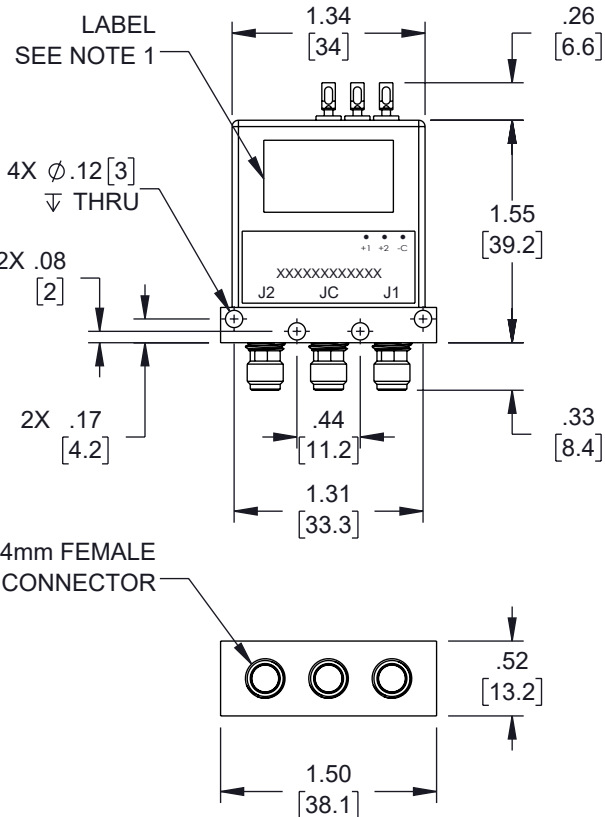
1

## REVISION

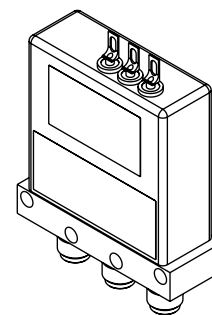
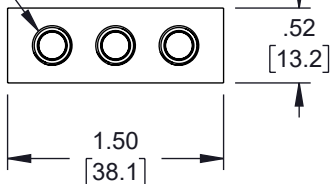
ZONE	REV	DESCRIPTION	DATE	CHANGED BY	APPROVED
	A	INITIAL RELEASE	04/10/2023	SREITER	TGALLA



3X SOLDER TERMINALS  
SOLDER WIRE USING SN96,  
MAXIMUM TEMP 250°C FOR  
NO MORE THAN 5 SEC.



3X 2.4mm FEMALE  
CONNECTOR



## NOTES:

1. LABEL PER ILS-100-02. FOR INTERNAL REFERENCE ONLY.  
LABEL LOCATION FOR REFERENCE ONLY.

THE INFORMATION CONTAINED IN THIS DRAWING IS THE SOLE PROPERTY OF INFINITE ELECTRONICS, INC. ANY REPRODUCTION IN PART OR WHOLE WITHOUT THE WRITTEN PERMISSION OF INFINITE ELECTRONICS, INC. IS PROHIBITED.  
THESE COMMODITIES, TECHNOLOGY OR SOFTWARE WERE EXPORTED FROM THE UNITED STATES IN ACCORDANCE WITH THE EXPORT ADMINISTRATION REGULATIONS. DIVERSION CONTRARY TO U.S. LAW PROHIBITED.

UNLESS OTHERWISE SPECIFIED  
LEADING DIMENSIONS ARE INCHES  
DIMENSIONS IN [ ] ARE MILLIMETERS

## TOLERANCES:

.X = ±.2 [5] FRACTIONS  
.XX = ±.02 [.5] ± 1/32  
.XXX = ±.005 [.13] ANGLES ± 1°

## CABLE LENGTH TOLERANCES:

≤12 [305] = +1 [25] / -0  
>12 [305] ≤ 60 [1524] = +2 [51] / -0  
>60 [1524] ≤ 120 [3048] = +4 [102] / -0  
>120 [3048] ≤ 300 [7620] = +6 [152] / -0  
>300 [7620] = +5% / -0

ALL DIMENSIONS ARE FOR REFERENCE ONLY  
AND SUBJECT TO CHANGE WITHOUT NOTICE.



**Fairview Microwave®**  
an INFINITE® brand

Website: [www.FairviewMicrowave.com](http://www.FairviewMicrowave.com)  
Phone: 1.800.715.4396 | 1.972.649.6678



INTERPRET ALL DIMENSIONS AND  
TOLERANCES PER ASME Y14.5

SCALE

SHEET

NONE

1 OF 2

## DESCRIPTION

SPDT, 2.4mm, LATCHING, 53GHz, 28VDC, SOLDER TERMINAL

SIZE

CAGE CODE

DRAWN BY

ITEM NO.

REV

A

3FKR5

SREITER

FMSW8011

A

6

5

4

3

2

1