

6

5

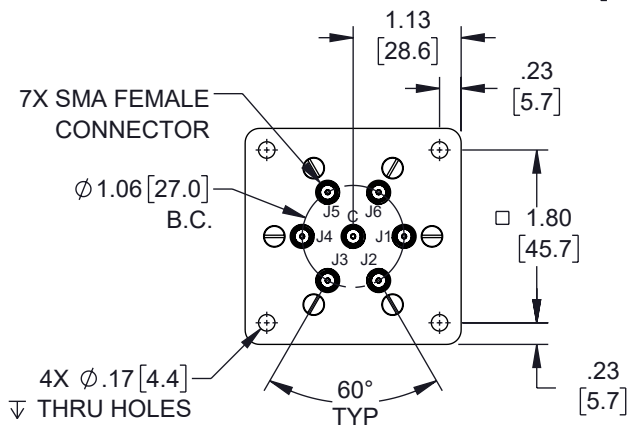
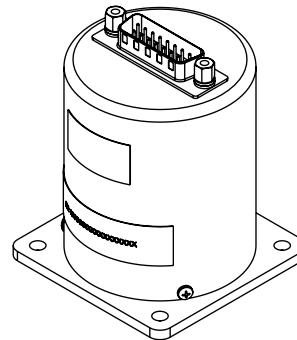
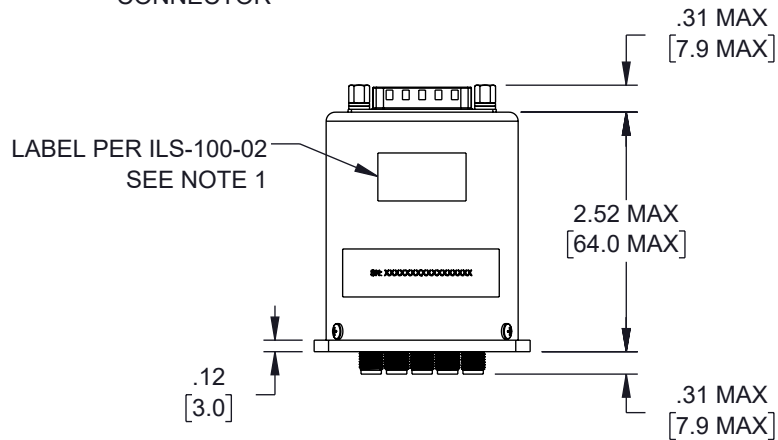
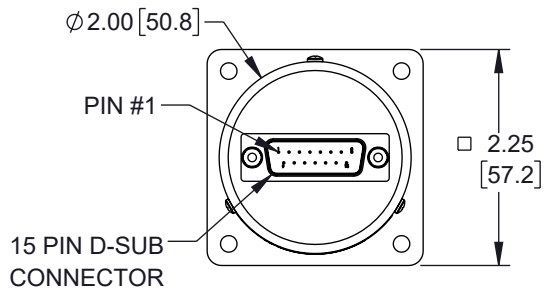
4

3

2

1

| REVISION | | | | | |
|----------|-----|-----------------|------------|------------|----------|
| ZONE | REV | DESCRIPTION | DATE | CHANGED BY | APPROVED |
| | A | INITIAL RELEASE | 02/17/2023 | DMAY | TGALLA |



NOTES:

- LABEL PER ILS-100-02. FOR INTERNAL REFERENCE ONLY. LABEL LOCATION FOR REFERENCE ONLY.

THE INFORMATION CONTAINED IN THIS DRAWING IS THE SOLE PROPERTY OF INFINITE ELECTRONICS, INC. ANY REPRODUCTION IN PART OR WHOLE WITHOUT THE WRITTEN PERMISSION OF INFINITE ELECTRONICS, INC. IS PROHIBITED. THESE COMMODITIES, TECHNOLOGY OR SOFTWARE WERE EXPORTED FROM THE UNITED STATES IN ACCORDANCE WITH THE EXPORT ADMINISTRATION REGULATIONS. DIVERSION CONTRARY TO U.S. LAW PROHIBITED.

UNLESS OTHERWISE SPECIFIED LEADING DIMENSIONS ARE INCHES DIMENSIONS IN [] ARE MILLIMETERS

TOLERANCES:

| | |
|--------------------|-------------|
| .X = ±.2 [5] | FRACTIONS |
| .XX = ±.02 [.5] | ± 1/32 |
| .XXX = ±.005 [.13] | ANGLES ± 1° |

CABLE LENGTH TOLERANCES:

| | |
|-------------|------------------------------|
| ≤12 [305] | = +1 [25] / -0 |
| >12 [305] | ≤ 60 [1524] = +2 [51] / -0 |
| >60 [1524] | ≤ 120 [3048] = +4 [102] / -0 |
| >120 [3048] | ≤ 300 [7620] = +6 [152] / -0 |
| >300 [7620] | = +5% / -0 |

ALL DIMENSIONS ARE FOR REFERENCE ONLY AND SUBJECT TO CHANGE WITHOUT NOTICE.



Website: www.FairviewMicrowave.com
Phone: 1.800.715.4396 | 1.972.649.6678



INTERPRET ALL DIMENSIONS AND TOLERANCES PER ASME Y14.5

SCALE

SHEET

NONE

1 OF 2

DESCRIPTION

SP6T, SMA, LATCHING, +COM, 18GHz, 28VDC, D-SUB

| | | | | |
|-----------|--------------------|------------------|----------------------|----------|
| SIZE A | CAGE CODE 3FKR5 | DRAWN BY DMAY | ITEM NO. FMSW6576 | REV A |
|-----------|--------------------|------------------|----------------------|----------|

6

5

4

3

2

1