

6

5

4

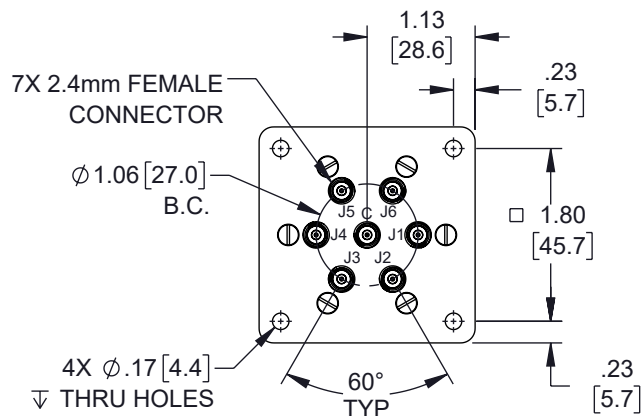
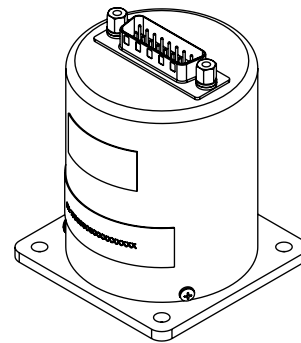
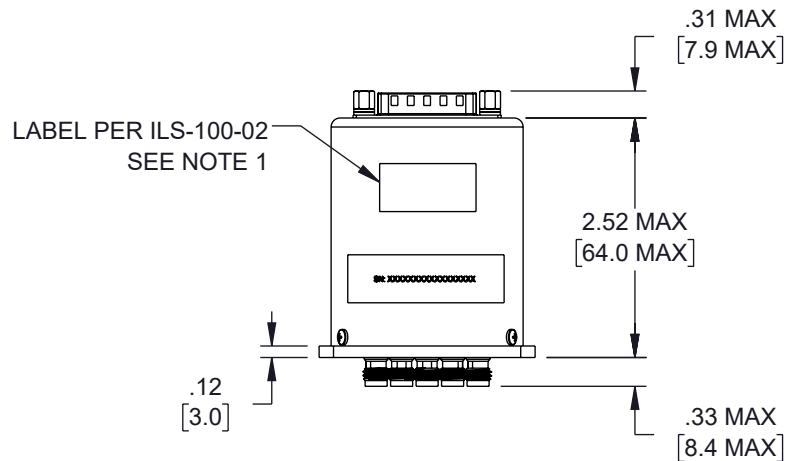
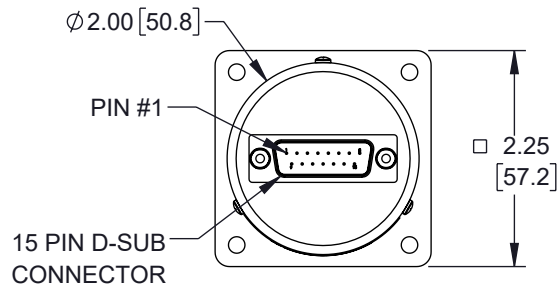
3

2

1

## REVISION

ZONE	REV	DESCRIPTION	DATE	CHANGED BY	APPROVED
	A	INITIAL RELEASE	02/16/2023	DMAY	TGALLA



## NOTES:

1. LABEL PER ILS-100-02. FOR INTERNAL REFERENCE ONLY, LABEL LOCATION FOR REFERENCE ONLY.

THE INFORMATION CONTAINED IN THIS DRAWING IS THE SOLE PROPERTY OF INFINITE ELECTRONICS, INC. ANY REPRODUCTION IN PART OR WHOLE WITHOUT THE WRITTEN PERMISSION OF INFINITE ELECTRONICS, INC. IS PROHIBITED. THESE COMMODITIES, TECHNOLOGY OR SOFTWARE WERE EXPORTED FROM THE UNITED STATES IN ACCORDANCE WITH THE EXPORT ADMINISTRATION REGULATIONS. DIVERSION CONTRARY TO U.S. LAW PROHIBITED.

UNLESS OTHERWISE SPECIFIED  
LEADING DIMENSIONS ARE INCHES  
DIMENSIONS IN [ ] ARE MILLIMETERS

## TOLERANCES:

.X =  $\pm .2$  [5] FRACTIONS  
.XX =  $\pm .02$  [.5]  $\pm 1/32$   
.XXX =  $\pm .005$  [.13] ANGLES  $\pm 1^\circ$

## CABLE LENGTH TOLERANCES:

$\leq 12$  [305] =  $\pm 1$  [25] / -0  
>12 [305]  $\leq 60$  [1524] =  $\pm 2$  [51] / -0  
>60 [1524]  $\leq 120$  [3048] =  $\pm 4$  [102] / -0  
>120 [3048]  $\leq 300$  [7620] =  $\pm 6$  [152] / -0  
>300 [7620] =  $\pm 5\%$  / -0

ALL DIMENSIONS ARE FOR REFERENCE ONLY  
AND SUBJECT TO CHANGE WITHOUT NOTICE.



Website: [www.FairviewMicrowave.com](http://www.FairviewMicrowave.com)  
Phone: 1.800.715.4396 | 1.972.649.6678



INTERPRET ALL DIMENSIONS AND  
TOLERANCES PER ASME Y14.5

SCALE

NONE

SHEET

1 OF 2

## DESCRIPTION

SP6T, 2.4mm, LATCHING, +COM, 52GHz, 12VDC, D-SUB

SIZE

A

CAGE CODE

3FKR5

DRAWN BY

DMAY

ITEM NO.

FMSW6573

REV

A

6

5

4

3

2

1