

6

5

4

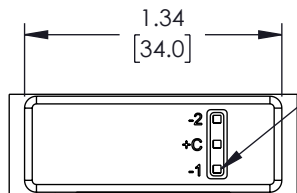
3

2

1

REVISION

ZONE	REV.	DESCRIPTION	DATE	CHANGED BY	APPROVED BY
	A	INITIAL RELEASE	02/08/2023	DMAY	TGALLA

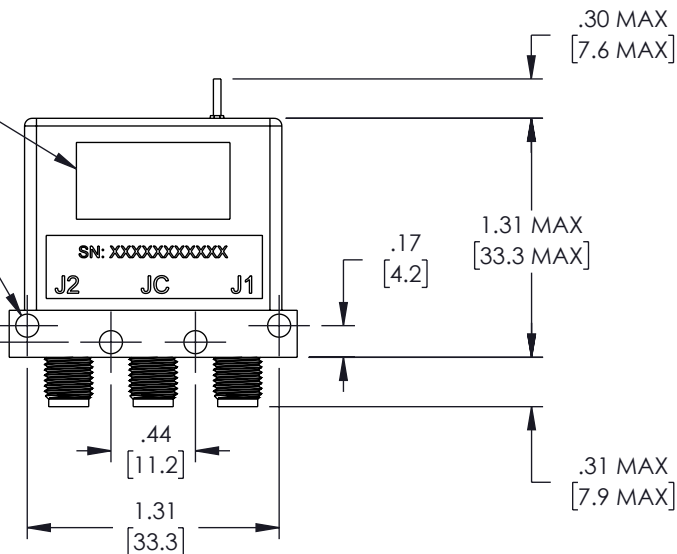


3X SOLDER TERMINALS
SOLDER WIRE USING SN96,
MAXIMUM TEMP 250°C FOR
NO MORE THAN 5 SEC.

LABEL PER ILS-100-02
SEE NOTE 1

4X Ø.12[3.05]
▽ THRU HOLES

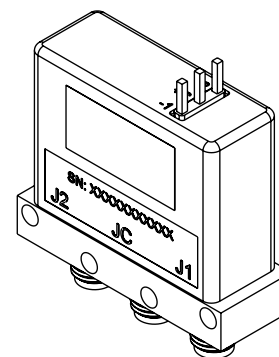
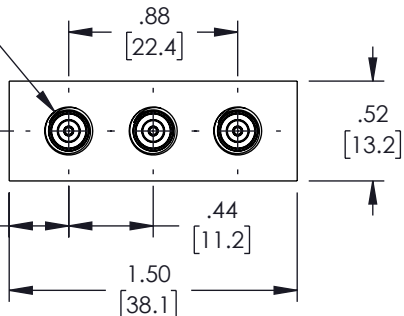
.08
[2.0]



3X 2.92mm FEMALE
CONNECTOR

.26
[6.6]

.31
[7.9]



NOTES:

1. LABEL PER ILS-100-02. FOR INTERNAL REFERENCE ONLY.
LABEL LOCATION FOR REFERENCE ONLY.

THE INFORMATION CONTAINED IN THIS DRAWING IS THE SOLE PROPERTY OF INFINITE ELECTRONICS, INC. ANY REPRODUCTION IN PART OR WHOLE WITHOUT THE WRITTEN PERMISSION OF INFINITE ELECTRONICS, INC. IS PROHIBITED.
THESE COMMODITIES, TECHNOLOGY OR SOFTWARE WERE EXPORTED FROM THE UNITED STATES IN ACCORDANCE WITH THE EXPORT ADMINISTRATION REGULATIONS. DIVERSION CONTRARY TO U.S. LAW PROHIBITED.

UNLESS OTHERWISE SPECIFIED
LEADING DIMENSIONS ARE INCHES
DIMENSIONS IN [] ARE MILLIMETERS

TOLERANCES:

.X = ±.2 [5] FRACTIONS
.XX = ±.02 [.5] ± 1/32
.XXX = ±.005 [.13] ANGLES ± 1°

CABLE LENGTH TOLERANCES:

≤12 [305] = +1 [25] / -0
>12 [305] ≤ 60 [1524] = +2 [51] / -0
>60 [1524] ≤ 120 [3048] = +4 [102] / -0
>120 [3048] ≤ 300 [7620] = +6 [152] / -0
>300 [7620] = +5% / -0

ALL DIMENSIONS ARE FOR REFERENCE ONLY
AND SUBJECT TO CHANGE WITHOUT NOTICE.



Website: www.FairviewMicrowave.com
Phone: 1.800.715.4396 | 1.972.649.6678



INTERPRET ALL DIMENSIONS AND
TOLERANCES PER ASME Y14.5

SCALE

NONE

SHEET

1 OF 2

DESCRIPTION

SPDT, 2.92mm, LATCHING, +COM, 43GHz, 12VDC, SOLDER
TERMINAL

SIZE	CAGE CODE	DRAWN BY	ITEM NO.	REV
A	3FKR5	DMAY	FMSW6557	A

6

5

4

3

2

1