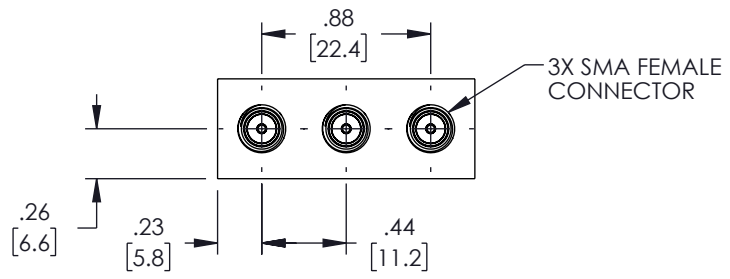
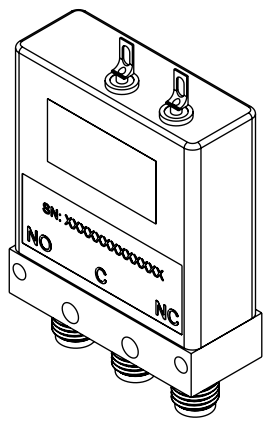
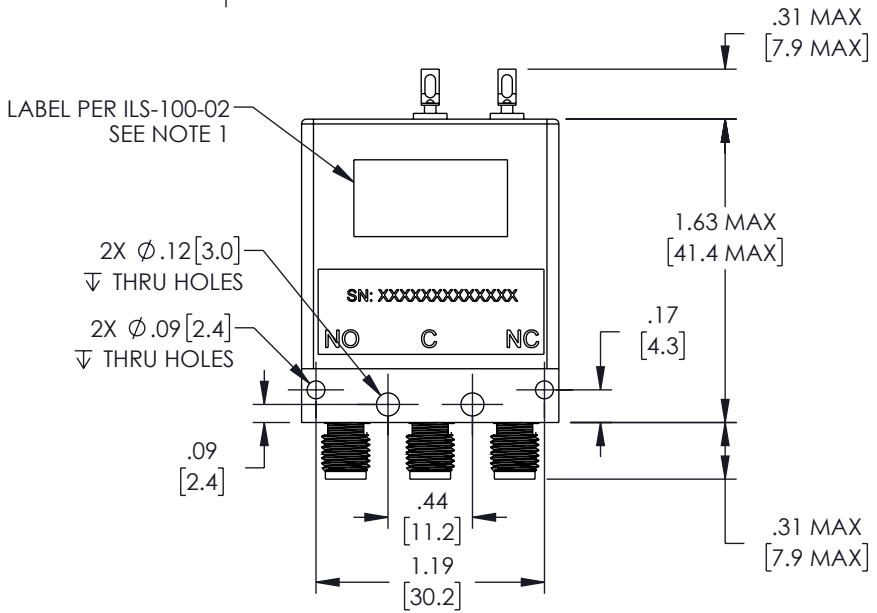
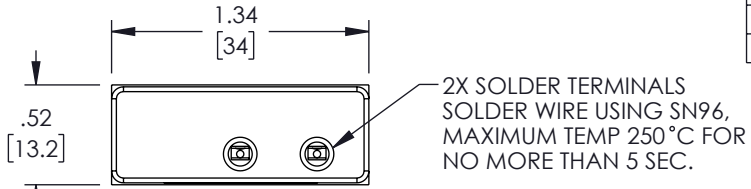


6 5 4 3 2 1

| REVISION | | | | | |
|----------|------|-----------------|------------|------------|-------------|
| ZONE | REV. | DESCRIPTION | DATE | CHANGED BY | APPROVED BY |
| | A | INITIAL RELEASE | 02/06/2023 | DMAY | TGALLA |



NOTES:
 1. LABEL PER ILS-100-02. FOR INTERNAL REFERENCE ONLY.
 LABEL LOCATION FOR REFERENCE ONLY.

UNLESS OTHERWISE SPECIFIED LEADING DIMENSIONS ARE INCHES DIMENSIONS IN [] ARE MILLIMETERS

TOLERANCES:

| | |
|--------------------|------------------|
| .X = ±.2 [5] | FRACTIONS ± 1/32 |
| .XX = ±.02 [.5] | ANGLES ± 1° |
| .XXX = ±.005 [.13] | |

CABLE LENGTH TOLERANCES:

| | |
|--------------------------|-----------------|
| ≤12 [305] | = +1 [25] / -0 |
| >12 [305] ≤ 60 [1524] | = +2 [51] / -0 |
| >60 [1524] ≤ 120 [3048] | = +4 [102] / -0 |
| >120 [3048] ≤ 300 [7620] | = +6 [152] / -0 |
| >300 [7620] | = +5% / -0 |

ALL DIMENSIONS ARE FOR REFERENCE ONLY AND SUBJECT TO CHANGE WITHOUT NOTICE.



Website: www.FairviewMicrowave.com
 Phone: 1.800.715.4396 | 1.972.649.6678

| | |
|-------|--------|
| | |
| SCALE | SHEET |
| NONE | 1 OF 2 |

DESCRIPTION
 SPDT, NARROW BODY, SMA, FAILSAFE, 26.5 GHz, 12VDC, SOLDER TERMINALS, RUGGEDIZED

| | | | | |
|------|-----------|----------|----------|-----|
| SIZE | CAGE CODE | DRAWN BY | ITEM NO. | REV |
| A | 3FKR5 | DMAY | FMSW6538 | A |

THE INFORMATION CONTAINED IN THIS DRAWING IS THE SOLE PROPERTY OF INFINITE ELECTRONICS, INC. ANY REPRODUCTION IN PART OR WHOLE WITHOUT THE WRITTEN PERMISSION OF INFINITE ELECTRONICS, INC. IS PROHIBITED. THESE COMMODITIES, TECHNOLOGY OR SOFTWARE WERE EXPORTED FROM THE UNITED STATES IN ACCORDANCE WITH THE EXPORT ADMINISTRATION REGULATIONS. DIVERSION CONTRARY TO U.S. LAW PROHIBITED.

6 5 4 3 2 1