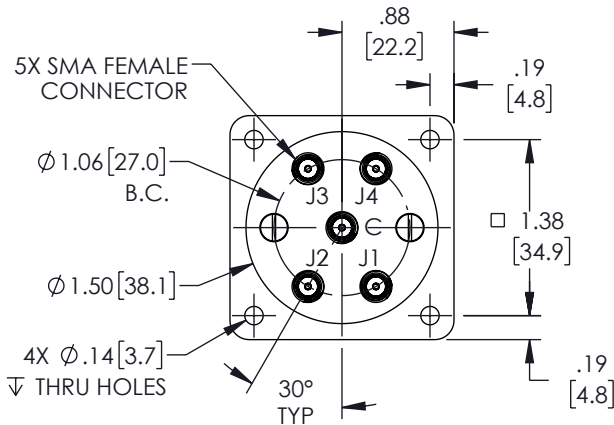
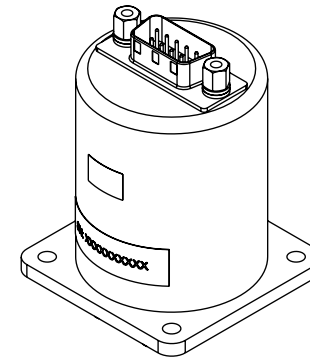
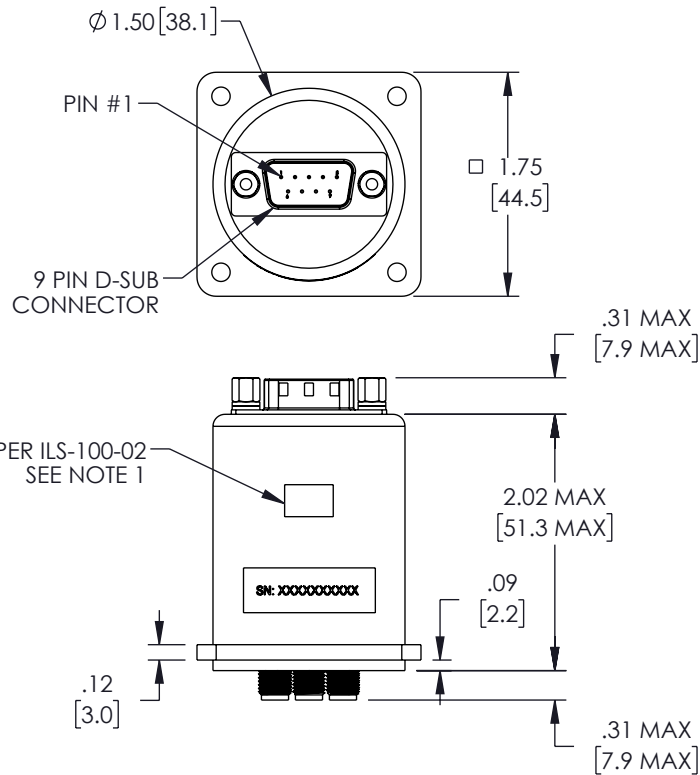


6 5 4 3 2 1

| REVISION |      |                 |            |            |             |
|----------|------|-----------------|------------|------------|-------------|
| ZONE     | REV. | DESCRIPTION     | DATE       | CHANGED BY | APPROVED BY |
|          | A    | INITIAL RELEASE | 02/03/2023 | DMAY       | TGALLA      |



- NOTES:
1. LABEL PER ILS-100-02. FOR INTERNAL REFERENCE ONLY. LABEL LOCATION FOR REFERENCE ONLY.

UNLESS OTHERWISE SPECIFIED  
LEADING DIMENSIONS ARE INCHES  
DIMENSIONS IN [ ] ARE MILLIMETERS

TOLERANCES:

|                    |             |
|--------------------|-------------|
| .X = ±.2 [5]       | FRACTIONS   |
| .XX = ±.02 [.5]    | ± 1/32      |
| .XXX = ±.005 [.13] | ANGLES ± 1° |

CABLE LENGTH TOLERANCES:

|  |
|--|
| ≤12 [305] = +1 [25] / -0                 |
| >12 [305] ≤ 60 [1524] = +2 [51] / -0     |
| >60 [1524] ≤ 120 [3048] = +4 [102] / -0  |
| >120 [3048] ≤ 300 [7620] = +6 [152] / -0 |
| >300 [7620] = +5% / -0                   |

ALL DIMENSIONS ARE FOR REFERENCE ONLY  
AND SUBJECT TO CHANGE WITHOUT NOTICE.



Website: [www.FairviewMicrowave.com](http://www.FairviewMicrowave.com)  
Phone: 1.800.715.4396 | 1.972.649.6678



INTERPRET ALL DIMENSIONS AND  
TOLERANCES PER ASME Y14.5

|       |        |
|-------|--------|
| SCALE | SHEET  |
| NONE  | 1 OF 2 |

DESCRIPTION  
SP4T, SMA, NO, 18GHz, 12VDC, D-SUB, RUGGEDIZED

| SIZE | CAGE CODE | DRAWN BY | ITEM NO. | REV |
|------|-----------|----------|----------|-----|
| A    | 3FKR5     | DMAY     | FMSW6530 | A   |

THE INFORMATION CONTAINED IN THIS DRAWING IS THE SOLE PROPERTY OF INFINITE ELECTRONICS, INC. ANY REPRODUCTION IN PART OR WHOLE WITHOUT THE WRITTEN PERMISSION OF INFINITE ELECTRONICS, INC. IS PROHIBITED.  
THESE COMMODITIES, TECHNOLOGY OR SOFTWARE WERE EXPORTED FROM THE UNITED STATES IN ACCORDANCE WITH THE EXPORT ADMINISTRATION REGULATIONS. DIVERSION CONTRARY TO U.S. LAW PROHIBITED.

6 5 4 3 2 1