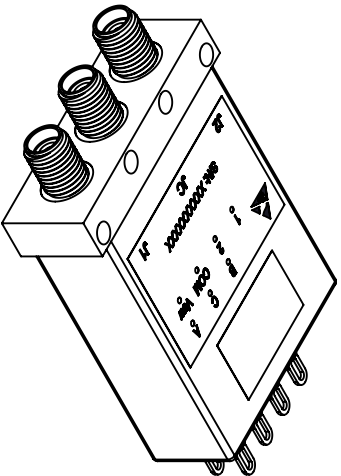
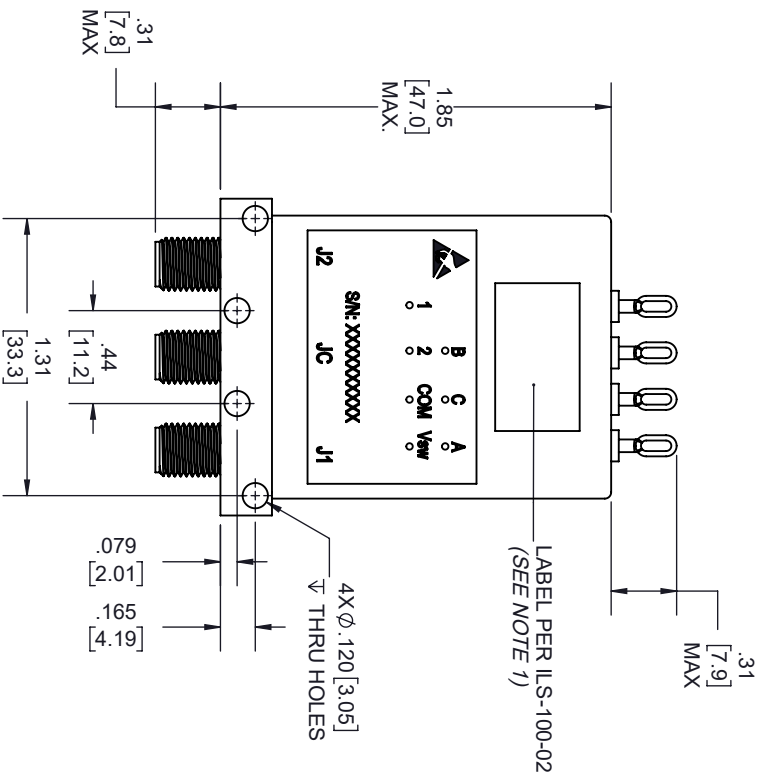
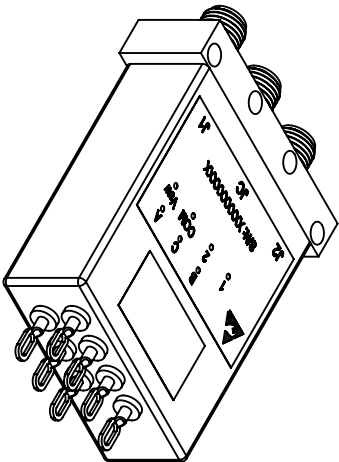
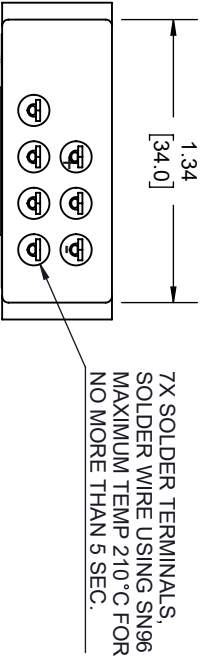


REVISIONS			
REV.	DESCRIPTION	DATE	APPROVED
A	INITIAL RELEASE	1/26/2021	T.GALLA




NOTES:

1. LABEL PER ILS-100-02, FOR INTERNAL REFERENCE ONLY.  
LABEL LOCATION FOR REFERENCE ONLY.

THESE COMMODITIES, TECHNOLOGY OR SOFTWARE WERE EXPORTED FROM THE UNITED STATES IN ACCORDANCE WITH THE EXPORT  
ADMINISTRATION REGULATIONS, DIVERSION CONTRARY TO U.S. LAW PROHIBITED.



TITLE

UNLESS OTHERWISE SPECIFIED LEADING DIMENSIONS ARE INCHES DIMENSIONS IN [ ] ARE MILLIMETERS				THIRD ANGLE PROJECTION 	
TOLERANCES:				THE INFORMATION AND DESIGN IN THIS DOCUMENT IS THE PROPERTY OF FAIRVIEW MICROWAVE CORPORATION. ALL RIGHTS RESERVED.	
CABLE LENGTH (L) TOLERANCES:					
X = ±.2 [5.08] FRACTIONS		L ≤ 12 [305] = +1 [25] / -0			
XX = ±.02 [51] ± 1/32		12 [305] < L ≤ 60 [1524] = +.2 [51] / -0			
XXX = ±.005 [13] ANGLES ± 1°		60 [1524] < L ≤ 120 [3048] = +.4 [102] / -0			
		120 [3048] < L ≤ 300 [7620] = +.6 [152] / -0			
		300 [7620] < L = +5% / -0			
ALL DIMENSIONS SHOWN ARE FOR REFERENCE ONLY.				SCALE	
				N/A	
SIZE	CAGE CODE	DRAWN BY	ITEM NO.	REV	
A	3FKR5	K.DANG	FMSW6445	A	