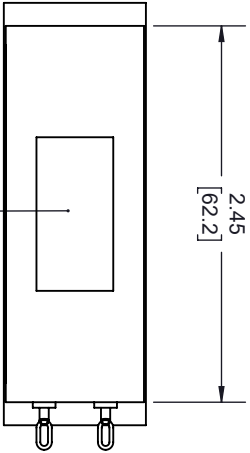
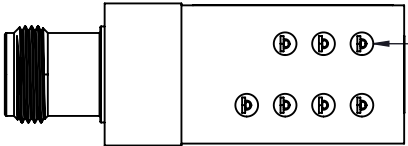
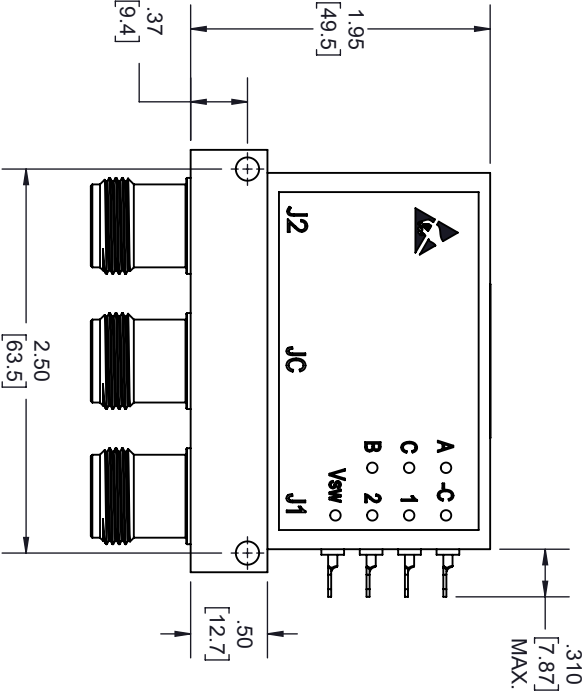


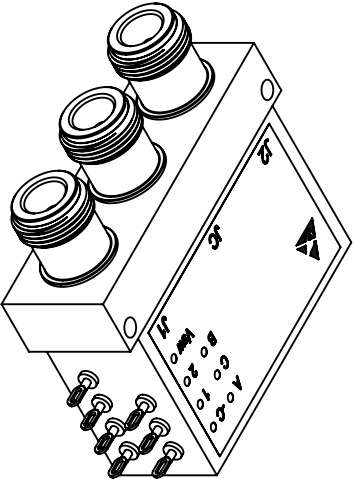
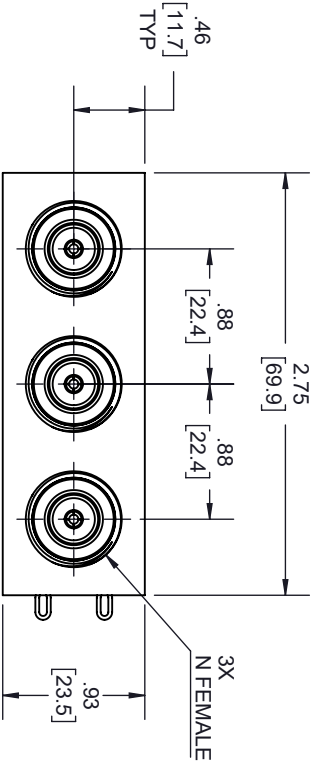
REVISIONS			
REV.	DESCRIPTION	DATE	APPROVED
B	FOR FMSW6425	2/22/2022	T.GALLA



LABEL PER ILS-100-02
(SEE NOTE 1)



7X SOLDER TERMINALS,
SOLDER WIRE USING SN66
MAXIMUM TEMP 210°C FOR
NO MORE THAN 5 SEC.



- NOTES:
- LABEL PER ILS-100-02, FOR INTERNAL REFERENCE ONLY.
LABEL LOCATION FOR REFERENCE ONLY.

THESE COMMODITIES, TECHNOLOGY OR SOFTWARE WERE EXPORTED FROM THE UNITED STATES IN ACCORDANCE WITH THE EXPORT ADMINISTRATION REGULATIONS, DIVERSION CONTRARY TO U.S. LAW PROHIBITED.



UNLESS OTHERWISE SPECIFIED LEADING DIMENSIONS ARE INCHES DIMENSIONS IN [] ARE MILLIMETERS				
TOLERANCES:			CABLE LENGTH (L) TOLERANCES:	
X = ±.2 [5.08] FRACTIONS XX = ±.02 [.51] ± 1/32 XXX = ±.005 [.13] ANGLES ± 1°			L ≤ 12 [305] = +1 [25] / -0 12 [305] < L ≤ 60 [1524] = +2 [51] / -0 60 [1524] < L ≤ 120 [3048] = +4 [102] / -0 120 [3048] < L ≤ 300 [7620] = +6 [152] / -0 300 [7620] < L = +5%L / -0	
ALL DIMENSIONS SHOWN ARE FOR REFERENCE ONLY.			SCALE	
SIZE	CAGE CODE	DRAWN BY	ITEM NO.	REV
A	3FKR5	K.DANG	FMSW6425	B



THE INFORMATION AND
DESIGN IN THIS DOCUMENT
IS THE PROPERTY OF
FAIRVIEW MICROWAVE CORPORATION.
ALL RIGHTS RESERVED.

SHEET 1 OF 2