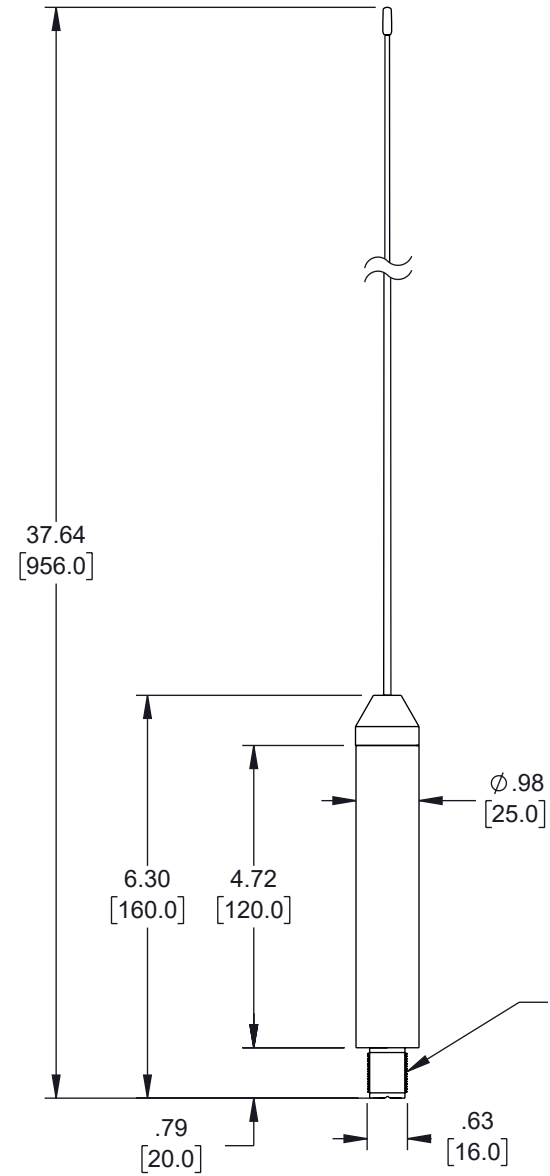


6 5 4 3 2 1





UHF FEMALE (SO239)
CONNECTOR

REVISION					
ZONE	REV	DESCRIPTION	DATE	CHANGED BY	APPROVED
	B	ECO-12726	02/16/2024	DZINN	MGARLAPATI

NOTE:
1. MOUNTING HARDWARE KIT INCLUDED.

THE INFORMATION CONTAINED IN THIS DRAWING IS THE SOLE PROPERTY OF INFINITE ELECTRONICS, INC. ANY REPRODUCTION IN PART OR WHOLE WITHOUT THE WRITTEN PERMISSION OF INFINITE ELECTRONICS, INC. IS PROHIBITED. THESE COMMODITIES, TECHNOLOGY OR SOFTWARE WERE EXPORTED FROM THE UNITED STATES IN ACCORDANCE WITH THE EXPORT ADMINISTRATION REGULATIONS. DIVERSION CONTRARY TO U.S. LAW PROHIBITED.

UNLESS OTHERWISE SPECIFIED LEADING DIMENSIONS ARE INCHES DIMENSIONS IN [] ARE MILLIMETERS	
TOLERANCES:	
X = ±.2 [5]	FRACTIONS ± 1/32
XX = ±.02 [0.5]	ANGLES ± 1°
XXX = ±.005 [0.13]	
CABLE LENGTH TOLERANCES:	
≤12 [305] = +1 [25] / -0	
>12 [305] ≤ 60 [1524] = +2 [51] / -0	
>60 [1524] ≤ 120 [3048] = +4 [102] / -0	
>120 [3048] ≤ 300 [7620] = +6 [152] / -0	
>300 [7620] = +5% / -0	
ALL DIMENSIONS ARE FOR REFERENCE ONLY AND SUBJECT TO CHANGE WITHOUT NOTICE UN-DIMENSIONED/NON-CRITICAL FEATURES MAY VARY IN SIZE AND LOCATION COLORS MAY VARY	

 Fairview Microwave® an INFINIT@ brand				
Website: www.FairviewMicrowave.com Phone: 1.800.715.4396 1.972.649.6678			SCALE NONE	SHEET 1 OF 1
DESCRIPTION 156-163 MHz OMNI MARINE ANTENNA, 3.5 dBi 99cm STAINLESS STEEL WHIP, L BRACKET, UHF-FEMALE(SO239)				
SIZE A	CAGE CODE 3FKR5	DRAWN BY HBAKKE	ITEM NO. FMMAROM1009	REV B

FM DS Rev-D4 Aalze 6 5 4 3 2 1