

6

5

4

3

2

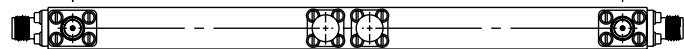
1

REVISION

ZONE	REV	DESCRIPTION	DATE	CHANGED BY	APPROVED
	B	ECR-00500	04/18/2023	AKRESOWSKI	JNAJERA

.26
[6.5]

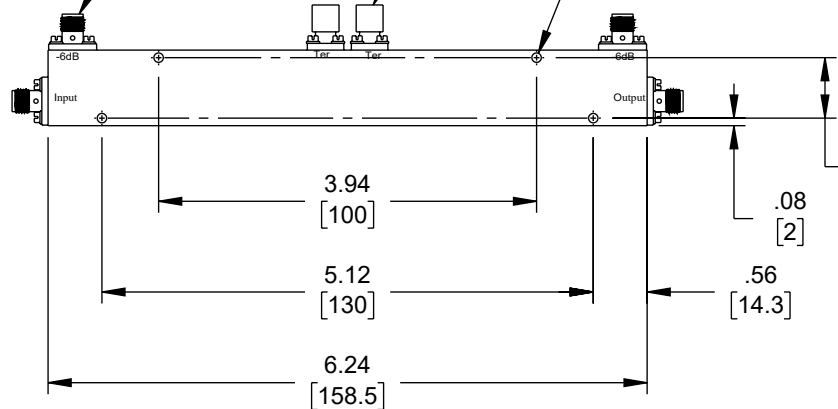
5.73
[146]



4X SMA FEMALE
CONNECTOR

2X TERMINATION

4X ϕ .098 [2.5] THRU



.63
[16]

2X .22
[5.5]

.79
[20]

2X .26
[6.5]

.43
[11]

.08
[2]

.56
[14.3]

3.94
[100]

5.12
[130]

6.24
[158.5]

UNLESS OTHERWISE SPECIFIED
LEADING DIMENSIONS ARE INCHES
DIMENSIONS IN [] ARE MILLIMETERS

TOLERANCES:

.X = \pm .2 [5] FRACTIONS
.XX = \pm .02 [.5] \pm 1/32
.XXX = \pm .005 [.13] ANGLES \pm 1°

CABLE LENGTH TOLERANCES:

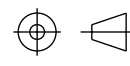
≤ 12 [305] = \pm 1 [25] / -0
>12 [305] \leq 60 [1524] = \pm 2 [51] / -0
>60 [1524] \leq 120 [3048] = \pm 4 [102] / -0
>120 [3048] \leq 300 [7620] = \pm 6 [152] / -0
>300 [7620] = \pm 5% / -0

ALL DIMENSIONS ARE FOR REFERENCE ONLY
AND SUBJECT TO CHANGE WITHOUT NOTICE.



Fairview Microwave®
an INFINITE® brand

Website: www.FairviewMicrowave.com
Phone: 1.800.715.4396 | 1.972.649.6678



INTERPRET ALL DIMENSIONS AND
TOLERANCES PER ASME Y14.5

SCALE

NONE

SHEET

1 OF 1

DESCRIPTION

DUAL DIRECTIONAL 6 dB SMA COUPLER FROM 500 MHz TO
1000 MHz RATED TO 50 WATTS

SIZE

A

CAGE CODE

3FKR5

DRAWN BY

AKRESOWSKI

ITEM NO.

FMCP1145-6

REV

B

THE INFORMATION CONTAINED IN THIS DRAWING IS THE SOLE PROPERTY OF INFINITE ELECTRONICS, INC. ANY REPRODUCTION IN
PART OR WHOLE WITHOUT THE WRITTEN PERMISSION OF INFINITE ELECTRONICS, INC. IS PROHIBITED.
THESE COMMODITIES, TECHNOLOGY OR SOFTWARE WERE EXPORTED FROM THE UNITED STATES IN ACCORDANCE WITH THE
EXPORT ADMINISTRATION REGULATIONS. DIVERSION CONTRARY TO U.S. LAW PROHIBITED.

6

5

4

3

2

1