

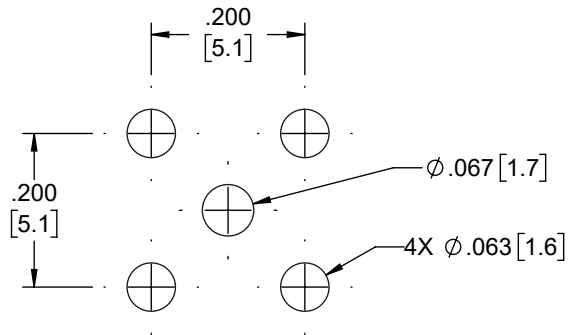
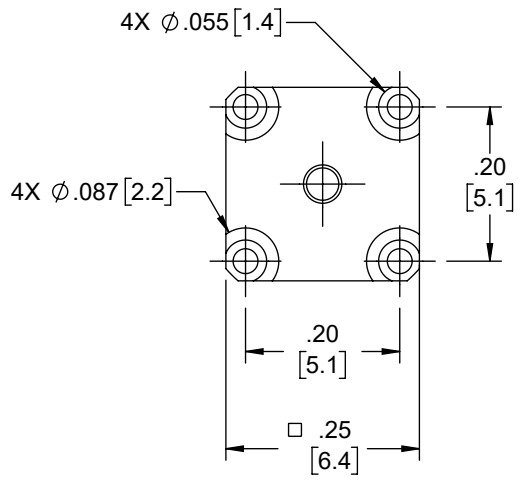
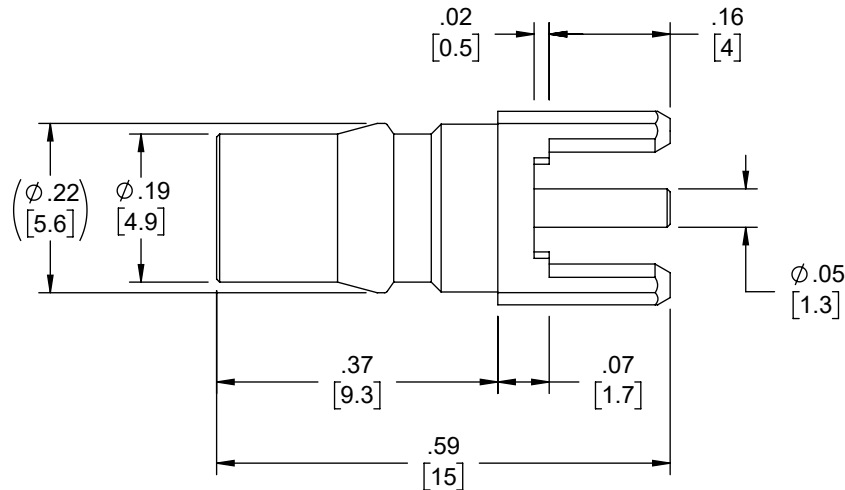
6 5 4 3 2 1

REVISION

ZONE	REV	DESCRIPTION	DATE	CHANGED BY	APPROVED
	B	ECO-15449	02/26/2026	HBAKKE	DWANG

F
E
D
C
B
A

F
E
D
C
B
A



RECOMMENDED MOUNTING HOLES

THE INFORMATION CONTAINED IN THIS DRAWING IS THE SOLE PROPERTY OF INFINITE ELECTRONICS, INC. ANY REPRODUCTION IN PART OR WHOLE WITHOUT THE WRITTEN PERMISSION OF INFINITE ELECTRONICS, INC. IS PROHIBITED. THESE COMMODITIES, TECHNOLOGY OR SOFTWARE WERE EXPORTED FROM THE UNITED STATES IN ACCORDANCE WITH THE EXPORT ADMINISTRATION REGULATIONS. DIVERSION CONTRARY TO U.S. LAW PROHIBITED.

UNLESS OTHERWISE SPECIFIED LEADING DIMENSIONS ARE INCHES DIMENSIONS IN [] ARE MILLIMETERS

TOLERANCES:
 X = $\pm .2$ [5] | FRACTIONS $\pm 1/32$
 .XX = $\pm .02$ [0.5] | $\pm 1/32$
 .XXX = $\pm .005$ [0.13] | ANGLES $\pm 1^\circ$

CABLE LENGTH TOLERANCES:
 ≤ 12 [305] = $+1$ [25] / -0
 >12 [305] ≤ 60 [1524] = $+2$ [51] / -0
 >60 [1524] ≤ 120 [3048] = $+4$ [102] / -0
 >120 [3048] ≤ 300 [7620] = $+6$ [152] / -0
 >300 [7620] = $+5\%$ / -0

ALL DIMENSIONS ARE FOR REFERENCE ONLY AND SUBJECT TO CHANGE WITHOUT NOTICE UN-DIMENSIONED/NON-CRITICAL FEATURES MAY VARY IN SIZE AND LOCATION COLORS MAY VARY



Website: www.FairviewMicrowave.com
 Phone: 1.800.715.4396 | 1.972.649.6678

INTERPRET ALL DIMENSIONS AND TOLERANCES PER ASME Y14.5

SCALE NONE | SHEET 1 OF 1

DESCRIPTION
QMA FEMALE (JACK) CONNECTOR SOLDER ATTACHMENT THRU HOLE PCB

SIZE A	CAGE CODE 3FKR5	DRAWN BY HBAKKE	ITEM NO. FMCN5352	REV B
-----------	--------------------	--------------------	----------------------	----------

6 5 4 3 2 1