

6

5

4

3

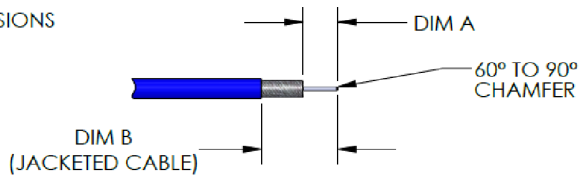
2

1

REVISION					
ZONE	REV	DESCRIPTION	DATE	CHANGED BY	APPROVED
	A	INITIAL RELEASE	6/10/2025	KDANG	SRAUTUS

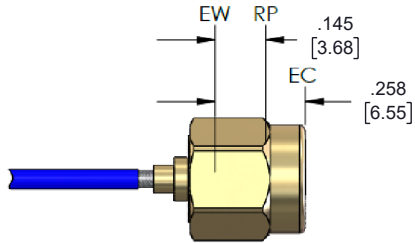
CABLE	DIM A	DIM B
047 CABLE	.100 [2.5]	.220 [5.6]

CABLE STRIP DIMENSIONS



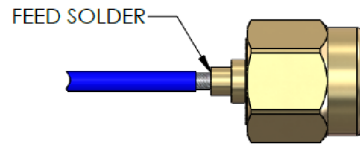
NOTE: ON SEMIRIGID CABLE PUFF TEFLON CORE .030-.040" AND TRIM BEFORE PREPPING CABLE

CABLE INSTALLATION

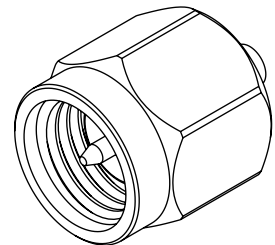
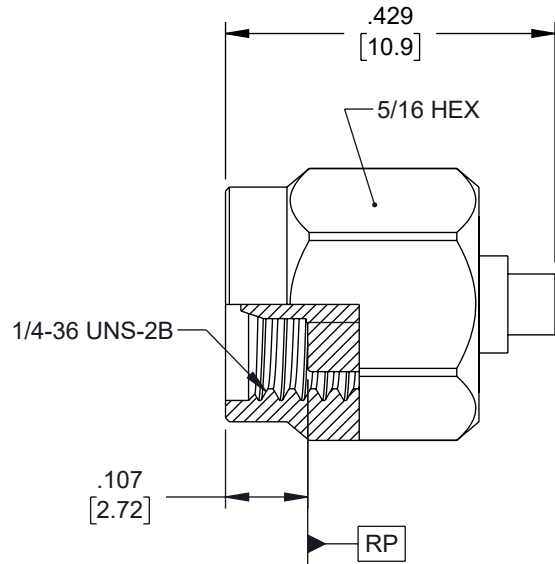


INSTALL CABLE INTO CONNECTOR UNTIL FULLY ENGAGED AND SEATED

SOLDERING RECOMMENDATIONS



INSERT CONNECTOR AND CABLE INTO W-58 TOOL AND CLAMP CABLE BEFORE SOLDERING. SOLDER WITH SN-96 OR EQUIVALENT. CARE SHOULD BE TAKEN NOT TO OVER HEAT CABLE AND EXPAND TEFLON CORE INTO CONNECTOR.



UNLESS OTHERWISE SPECIFIED LEADING DIMENSIONS ARE INCHES DIMENSIONS IN [] ARE MILLIMETERS

TOLERANCES:

X = ±.2 [5]	FRACTIONS ± 1/32
XX = ±.02 [0.5]	ANGLES ± 1°
.XXX = ±.005 [0.13]	

CABLE LENGTH TOLERANCES:

≤12 [305]	= +1 [25] / -0
>12 [305] ≤ 60 [1524]	= +2 [51] / -0
>60 [1524] ≤ 120 [3048]	= +4 [102] / -0
>120 [3048] ≤ 300 [7620]	= +6 [152] / -0
>300 [7620]	= +5% / -0

ALL DIMENSIONS ARE FOR REFERENCE ONLY AND SUBJECT TO CHANGE WITHOUT NOTICE UN-DIMENSIONED/NON-CRITICAL FEATURES MAY VARY IN SIZE AND LOCATION COLORS MAY VARY



Website: www.FairviewMicrowave.com
Phone: 1.800.715.4396 | 1.972.649.6678

INTERPRET ALL DIMENSIONS AND TOLERANCES PER ASME Y14.5

SCALE NONE SHEET 1 OF 1

DESCRIPTION
SMA MALE (PLUG) NON-MAGNETIC CONNECTOR SOLDER ATTACHMENT FOR FM-SR047CU-NM

SIZE	CAGE CODE	DRAWN BY	ITEM NO.	REV
A	3FKR5	KDANG	FMCN5344	A

THE INFORMATION CONTAINED IN THIS DRAWING IS THE SOLE PROPERTY OF INFINITE ELECTRONICS, INC. ANY REPRODUCTION IN PART OR WHOLE WITHOUT THE WRITTEN PERMISSION OF INFINITE ELECTRONICS, INC. IS PROHIBITED. THESE COMMODITIES, TECHNOLOGY OR SOFTWARE WERE EXPORTED FROM THE UNITED STATES IN ACCORDANCE WITH THE EXPORT ADMINISTRATION REGULATIONS. DIVERSION CONTRARY TO U.S. LAW PROHIBITED.

6

5

4

3

2

1