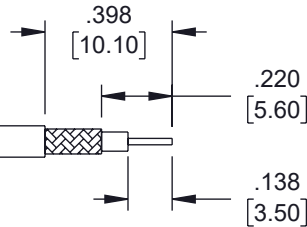
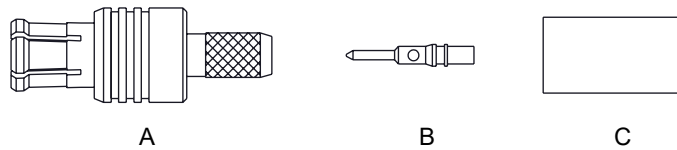
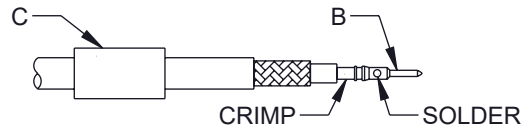


# ASSEMBLY INSTRUCTIONS

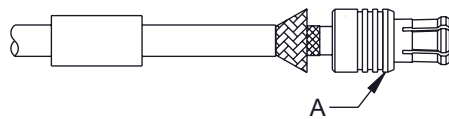
REVISION					
ZONE	REV	DESCRIPTION	DATE	CHANGED BY	APPROVED
	A	INITIAL RELEASE	04/07/2025	KGLEBOVA	AGANWANI



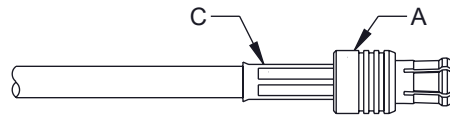
1. STRIP AS SHOWN.



- SLIDE FERRULE C OVER CABLE.
- PUT CONTACT B ON CENTER CONDUCTOR AND SOLDER OR CRIMP.



- LOOSEN BRAIDING AND SLIDE CONNECTOR A IN PLACE.

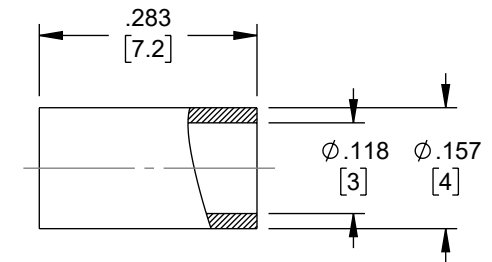
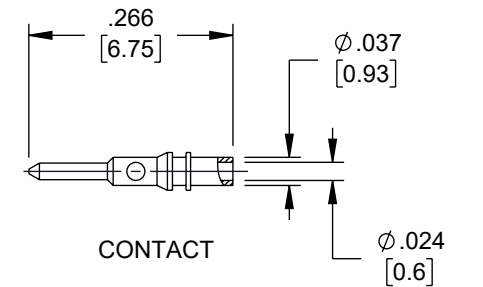
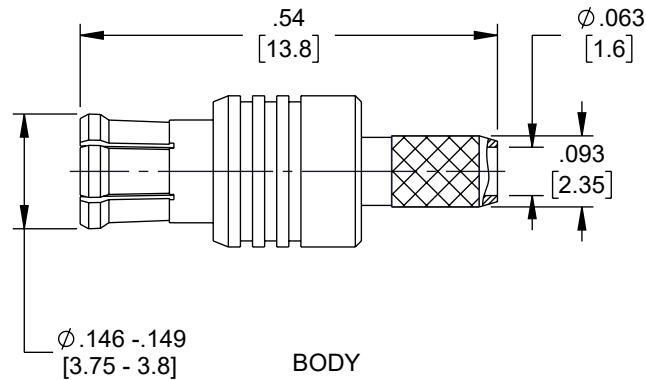


- SLIDE FERRULE C TOWARDS THE CONNECTOR A AND CRIMP.

## CRIMP SIZE REQUIRED:

- CONTACT: .028 [0.7] SQ CRIMP TOOL.
- FERRULE: .130 [3.3] HEX TOOL SIZE.

THE INFORMATION CONTAINED IN THIS DRAWING IS THE SOLE PROPERTY OF INFINITE ELECTRONICS, INC. ANY REPRODUCTION IN PART OR WHOLE WITHOUT THE WRITTEN PERMISSION OF INFINITE ELECTRONICS, INC. IS PROHIBITED. THESE COMMODITIES, TECHNOLOGY OR SOFTWARE WERE EXPORTED FROM THE UNITED STATES IN ACCORDANCE WITH THE EXPORT ADMINISTRATION REGULATIONS. DIVERSION CONTRARY TO U.S. LAW PROHIBITED.



UNLESS OTHERWISE SPECIFIED LEADING DIMENSIONS ARE INCHES DIMENSIONS IN [ ] ARE MILLIMETERS	
TOLERANCES:	
X = ±.2 [5]	FRACTIONS ± 1/32
XX = ±.02 [0.5]	ANGLES ± 1°
XXX = ±.005 [0.13]	
CABLE LENGTH TOLERANCES:	
≤12 [305] = +1 [25] / -0	
>12 [305] ≤60 [1524] = +2 [51] / -0	
>60 [1524] ≤120 [3048] = +4 [102] / -0	
>120 [3048] ≤300 [7620] = +6 [152] / -0	
>300 [7620] = +5% / -0	
ALL DIMENSIONS ARE FOR REFERENCE ONLY AND SUBJECT TO CHANGE WITHOUT NOTICE UN-DIMENSIONED/NON-CRITICAL FEATURES MAY VARY IN SIZE AND LOCATION COLORS MAY VARY	

<b>Fairview Microwave®</b> an INFINIT® brand		 INTERPRET ALL DIMENSIONS AND TOLERANCES PER ASME Y14.5	
Website: <a href="http://www.FairviewMicrowave.com">www.FairviewMicrowave.com</a> Phone: 1.800.715.4396   1.972.649.6678		SCALE NONE	SHEET 1 OF 1
DESCRIPTION MCX PLUG NON-MAGNETIC CONNECTOR CRIMP/SOLDER ATTACHMENT FOR RG316, RG188, RG174, LMR-100A-UF			
SIZE A	CAGE CODE 3FKR5	DRAWN BY KGLEBOVA	ITEM NO. FMCN5339
			REV A