

6

5

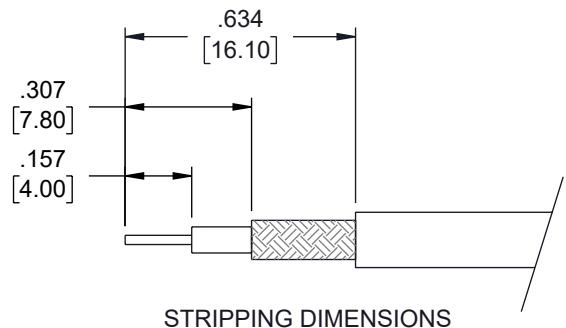
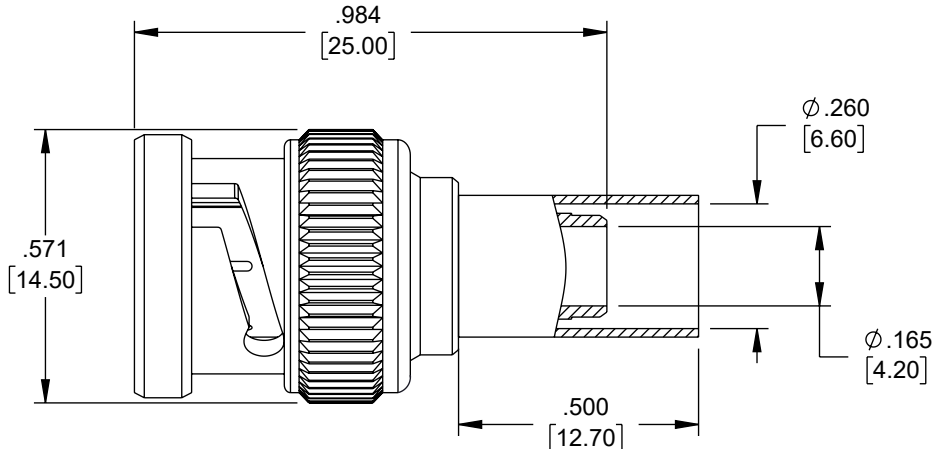
4

3

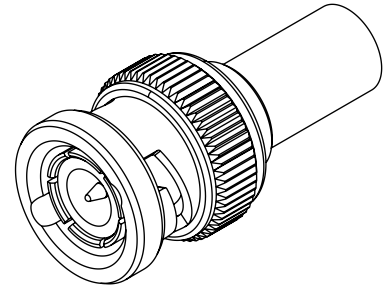
2

1

REVISION					
ZONE	REV	DESCRIPTION	DATE	CHANGED BY	APPROVED
	A	INITIAL RELEASE	10/7/2024	KDANG	DWANG



STRIPPING DIMENSIONS



ASSEMBLY PROCEDURES

1. STRIP CABLE AS SHOWN AND SLIDE FERRULE OVER CABLE.
2. INSTALL CABLE INTO THE CONTACT AND SOFT SOLDER OR CRIMPED BY CRIMP TOOL FOR CENTER CONDUCTOR & CONTACT.
3. CRIMP FERRULE BY CRIMP TOOL.

CRIMP SIZE REQUIRED

- FERRULE : .255 [6.48] HEX CRIMP TOOL.
- CONTACT: .068 [1.73] SQ. CRIMP TOOL.

THE INFORMATION CONTAINED IN THIS DRAWING IS THE SOLE PROPERTY OF INFINITE ELECTRONICS, INC. ANY REPRODUCTION IN PART OR WHOLE WITHOUT THE WRITTEN PERMISSION OF INFINITE ELECTRONICS, INC. IS PROHIBITED. THESE COMMODITIES, TECHNOLOGY OR SOFTWARE WERE EXPORTED FROM THE UNITED STATES IN ACCORDANCE WITH THE EXPORT ADMINISTRATION REGULATIONS. DIVERSION CONTRARY TO U.S. LAW PROHIBITED.

UNLESS OTHERWISE SPECIFIED LEADING DIMENSIONS ARE INCHES DIMENSIONS IN [] ARE MILLIMETERS

TOLERANCES:

X = ±.2 [5]	FRACTIONS ± 1/32
XX = ±.02 [0.5]	ANGLES ± 1°
.XXX = ±.005 [0.13]	

CABLE LENGTH TOLERANCES:

≤12 [305]	≤60 [1524]	≤120 [3048]	>120 [3048]
= +1 [25] / -0	= +2 [51] / -0	= +4 [102] / -0	= +6 [152] / -0
			= +5% / -0

ALL DIMENSIONS ARE FOR REFERENCE ONLY AND SUBJECT TO CHANGE WITHOUT NOTICE UN-DIMENSIONED/NON-CRITICAL FEATURES MAY VARY IN SIZE AND LOCATION COLORS MAY VARY

Fairview Microwave
an INFINIT[®] brand

Website: www.FairviewMicrowave.com
Phone: 1.800.715.4396 | 1.972.649.6678

INTERPRET ALL DIMENSIONS AND TOLERANCES PER ASME Y14.5

SCALE	SHEET
NONE	1 OF 1

DESCRIPTION: BNC MALE (PLUG) CONNECTOR CRIMP/SOLDER ATTACHMENT FOR RG8X, 0.240 INCH, LMR-240, LMR-240-DB, LMR-240-UF

SIZE	CAGE CODE	DRAWN BY	ITEM NO.	REV
A	3FKR5	KDANG	FMCN5293	A

6

5

4

3

2

1