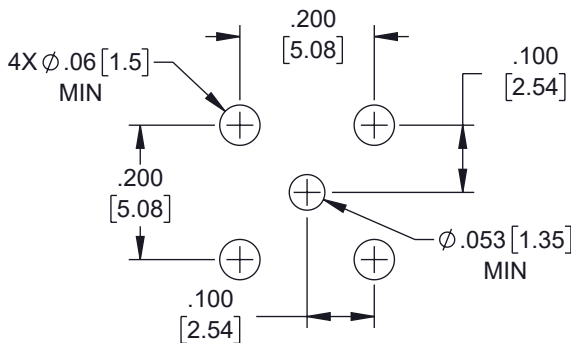
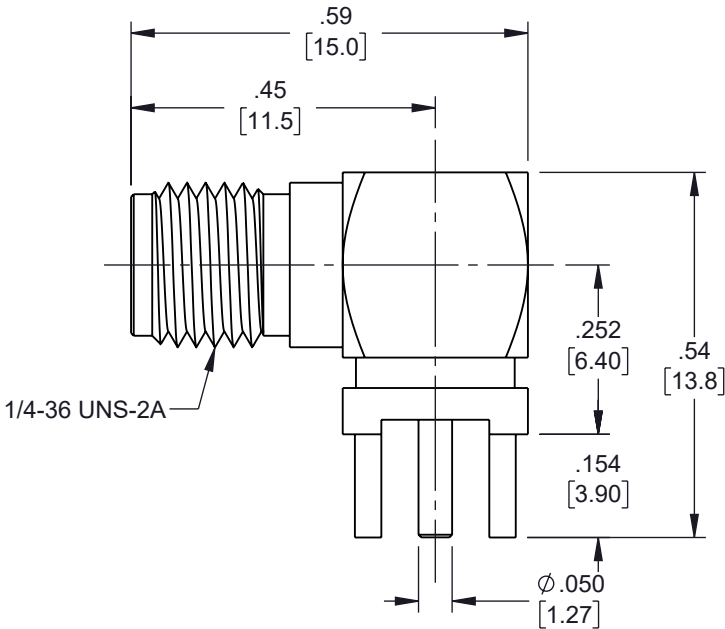
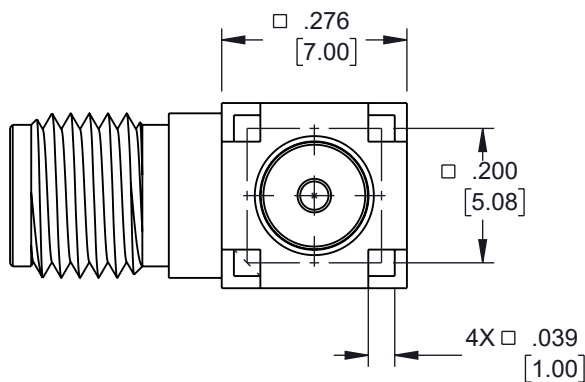


| REVISION | | | | | |
|----------|-----|-----------------|-----------|------------|----------|
| ZONE | REV | DESCRIPTION | DATE | CHANGED BY | APPROVED |
| | A | INITIAL RELEASE | 7/31/2024 | KDANG | AGANWANI |



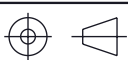
RECOMMENDED PCB
MOUNTING HOLES



| | |
|---|------------------|
| UNLESS OTHERWISE SPECIFIED LEADING DIMENSIONS ARE INCHES DIMENSIONS IN [] ARE MILLIMETERS | |
| TOLERANCES: | |
| X = ±.2 [5] | FRACTIONS ± 1/32 |
| XX = ±.02 [0.5] | ANGLES ± 1° |
| XXX = ±.005 [0.13] | |
| CABLE LENGTH TOLERANCES: | |
| ≤12 [305] = +1 [25] / -0 | |
| >12 [305] ≤ 60 [1524] = +2 [51] / -0 | |
| >60 [1524] ≤ 120 [3048] = +4 [102] / -0 | |
| >120 [3048] ≤ 300 [7620] = +6 [152] / -0 | |
| >300 [7620] = +5% / -0 | |
| ALL DIMENSIONS ARE FOR REFERENCE ONLY AND SUBJECT TO CHANGE WITHOUT NOTICE UN-DIMENSIONED/NON-CRITICAL FEATURES MAY VARY IN SIZE AND LOCATION COLORS MAY VARY | |



Website: www.FairviewMicrowave.com
Phone: 1.800.715.4396 | 1.972.649.6678



INTERPRET ALL DIMENSIONS AND
TOLERANCES PER ASME Y14.5

| SCALE | SHEET |
|-------|--------|
| NONE | 1 OF 1 |

DESCRIPTION

SMA FEMALE RIGHT ANGLE COMMERCIAL GRADE
CONNECTOR SOLDER ATTACHMENT THRU HOLE PCB

| SIZE | CAGE CODE | DRAWN BY | ITEM NO. | REV |
|------|-----------|----------|----------|-----|
| A | 3FKR5 | KDANG | FMCN5189 | A |

THE INFORMATION CONTAINED IN THIS DRAWING IS THE SOLE PROPERTY OF INFINITE ELECTRONICS, INC. ANY REPRODUCTION IN PART OR WHOLE WITHOUT THE WRITTEN PERMISSION OF INFINITE ELECTRONICS, INC. IS PROHIBITED. THESE COMMODITIES, TECHNOLOGY OR SOFTWARE WERE EXPORTED FROM THE UNITED STATES IN ACCORDANCE WITH THE EXPORT ADMINISTRATION REGULATIONS. DIVERSION CONTRARY TO U.S. LAW PROHIBITED.