

6

5

4

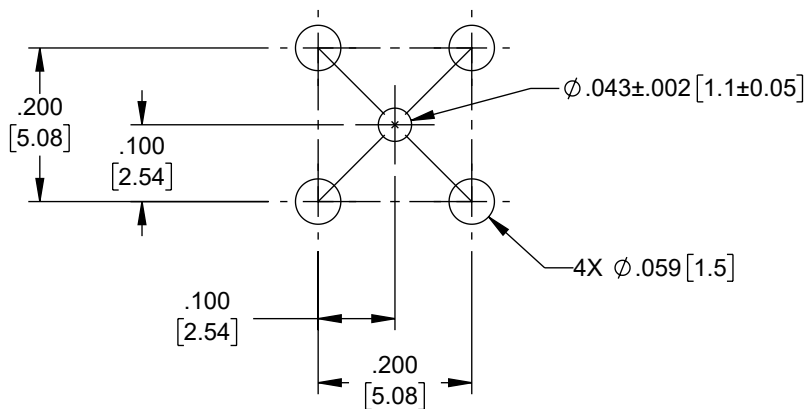
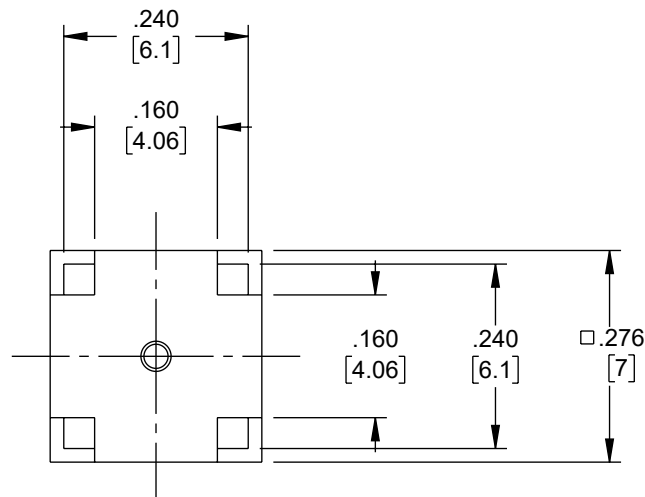
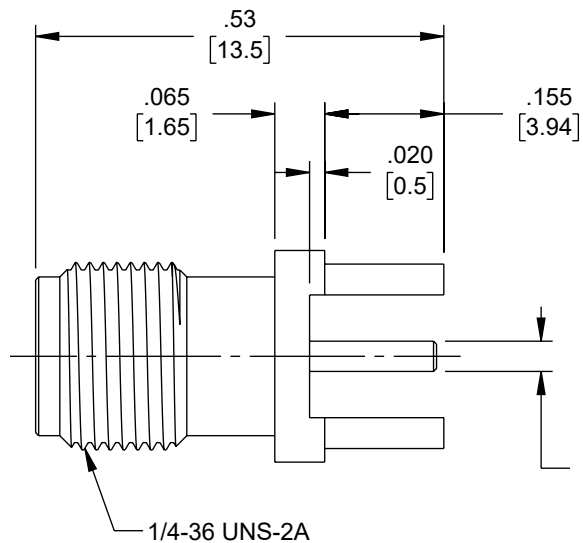
3

2

1

## REVISION

ZONE	REV	DESCRIPTION	DATE	CHANGED BY	APPROVED
	A	INITIAL RELEASE	09/11/2023	KGLEBOVA	AGANWANI



RECOMMENDED  
MOUNTING PATTERN  
FOR REFERENCE ONLY

UNLESS OTHERWISE SPECIFIED  
LEADING DIMENSIONS ARE INCHES  
DIMENSIONS IN [ ] ARE MILLIMETERS

TOLERANCES:

X = $\pm .2$ [5]	FRACTIONS $\pm 1/32$
.XX = $\pm .02$ [0.5]	ANGLES $\pm 1^\circ$
.XXX = $\pm .005$ [0.13]	

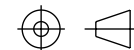
CABLE LENGTH TOLERANCES:

$\leq 12$ [305]	$\leq 12$ [305]	$\leq 12$ [305]	$\leq 12$ [305]
$\leq 60$ [1524]	$\leq 60$ [1524]	$\leq 60$ [1524]	$\leq 60$ [1524]
$\leq 120$ [3048]	$\leq 120$ [3048]	$\leq 120$ [3048]	$\leq 120$ [3048]
$\leq 300$ [7620]	$\leq 300$ [7620]	$\leq 300$ [7620]	$\leq 300$ [7620]
$\leq 300$ [7620]	$\leq 300$ [7620]	$\leq 300$ [7620]	$\leq 300$ [7620]

ALL DIMENSIONS ARE FOR REFERENCE ONLY  
AND SUBJECT TO CHANGE WITHOUT NOTICE.  
UN-DIMENSIONED/NON-CRITICAL FEATURES  
MAY VARY IN SIZE AND LOCATION  
COLORS MAY VARY



Website: [www.FairviewMicrowave.com](http://www.FairviewMicrowave.com)  
Phone: 1.800.715.4396 | 1.972.649.6678



SCALE

NONE

SHEET

1 OF 1

## DESCRIPTION

2.92 MM JACK PCB MOUNT WITH ROUND CONTACT 40 GHZ  
VSWR1.2

SIZE

A

CAGE CODE

3FKR5

DRAWN BY

KGLEBOVA

ITEM NO.

FMCN45915

REV

A

THE INFORMATION CONTAINED IN THIS DRAWING IS THE SOLE PROPERTY OF INFINITE ELECTRONICS, INC. ANY REPRODUCTION IN PART OR WHOLE WITHOUT THE WRITTEN PERMISSION OF INFINITE ELECTRONICS, INC. IS PROHIBITED.  
THESE COMMODITIES, TECHNOLOGY OR SOFTWARE WERE EXPORTED FROM THE UNITED STATES IN ACCORDANCE WITH THE EXPORT ADMINISTRATION REGULATIONS. DIVERSION CONTRARY TO U.S. LAW PROHIBITED.

6

5

4

3

2

1