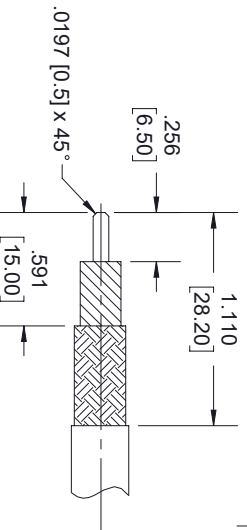
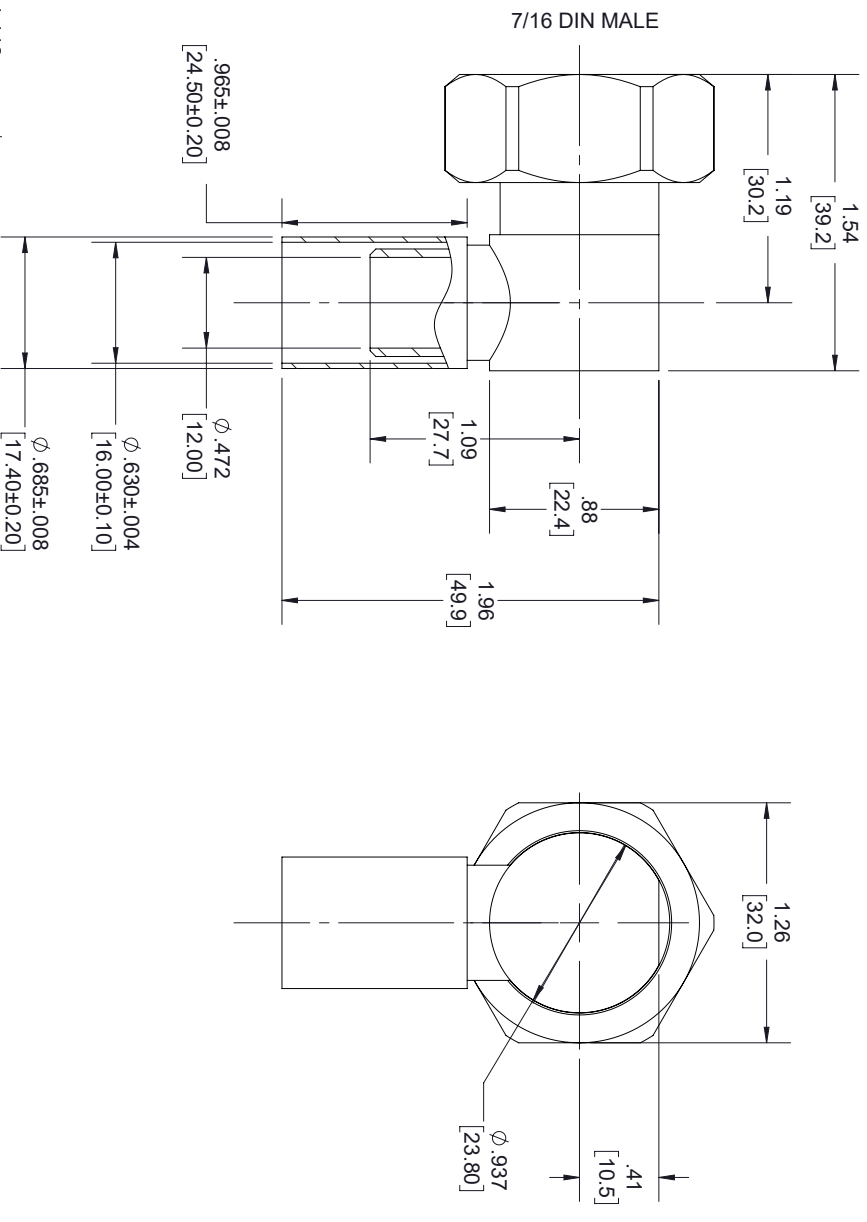


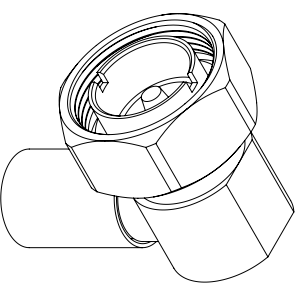
REVISIONS			
REV.	DESCRIPTION	DATE	APPROVED
A	INITIAL RELEASE	02/11/2022	A.GANWANI



STRIPPING DIMENSIONS

NOTES:

- CABLE ATTACHMENT:
 - OUTER: CRIMP.
 - INNER: SOLDER.
- CRIMP SIZE REQUIRED:
 - FERRULE: .610" [15.5] HEX. CRIMP TOOL.
 - CONTACT: SOLDER.



THESE COMMODITIES, TECHNOLOGY OR SOFTWARE WERE EXPORTED FROM THE UNITED STATES IN ACCORDANCE WITH THE EXPORT ADMINISTRATION REGULATIONS, DIVERSION CONTRARY TO U.S. LAW PROHIBITED.



UNLESS OTHERWISE SPECIFIED LEADING DIMENSIONS ARE INCHES		THIRD-ANGLE PROJECTION	
DIMENSIONS IN [] ARE MILLIMETERS			
TOLERANCES:		THE INFORMATION AND DESIGN IN THIS DOCUMENT IS THE PROPERTY OF FAIRVIEW MICROWAVE CORPORATION. ALL RIGHTS RESERVED.	
X = ±.2	[5.08]	FRACTIONS	L ± 1/2 [806] = +1 [25] / -0
XX = ±.02	[.51]		12 [305] < L ≤ 60 [1524] = +2 [51] / -0
XXX = ±.005	[.13]	ANGLES ± 1°	60 [1524] < L ≤ 120 [3048] = +4 [102] / -0
			120 [3048] < L ≤ 300 [7620] = +6 [152] / -0
			300 [7620] < L = +5%L / -0
CABLE LENGTH (L) TOLERANCES:		SHEET 1 OF 1	

ALL DIMENSIONS SHOWN ARE FOR REFERENCE ONLY.				SCALE	N/A
SIZE	GAGE CODE	DRAWN BY	ITEM NO.	REV	A
A	3FKRS	K.GLEBOVA	FMCN1835		