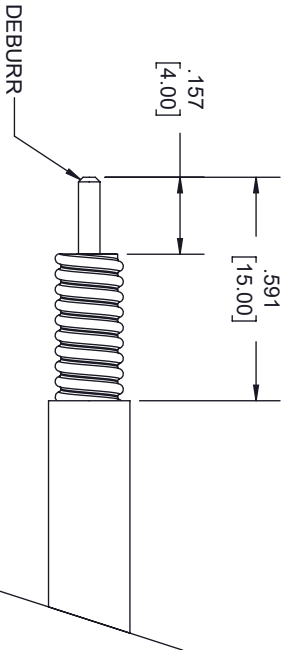
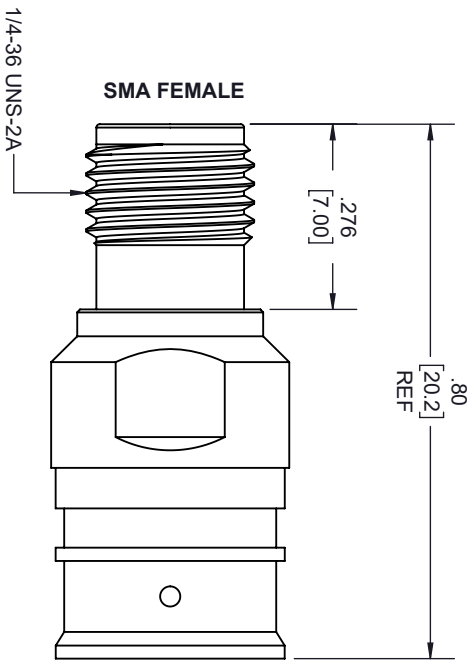
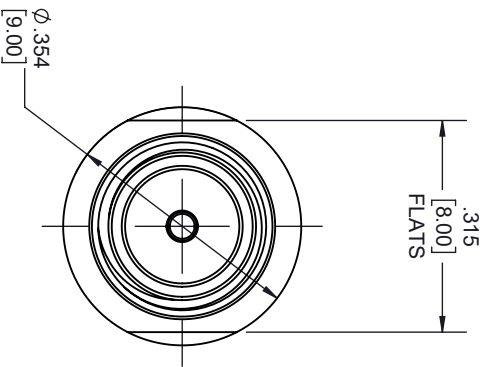
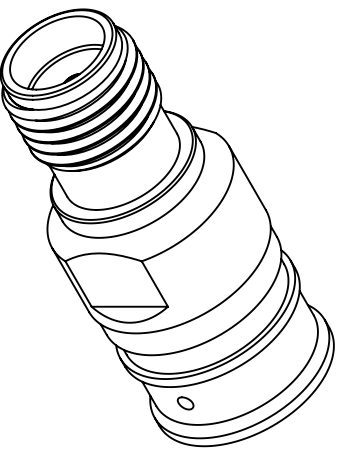


REVISIONS			
REV.	DESCRIPTION	DATE	APPROVED
A	INITIAL RELEASE	1/13/2021	S. ELLIS



- NOTES:
- CABLE ATTACHMENT:
- OUTER: SOLDER.
  - INNER: SOLDER.

STRIPPING DIMENSIONS



THESE COMMODITIES, TECHNOLOGY OR SOFTWARE WERE EXPORTED FROM THE UNITED STATES IN ACCORDANCE WITH THE EXPORT ADMINISTRATION REGULATIONS, DIVERSION CONTRARY TO U.S. LAW PROHIBITED.



UNLESS OTHERWISE SPECIFIED LEADING DIMENSIONS ARE INCHES				THIRD ANGLE PROJECTION	
DIMENSIONS IN [ ] ARE MILLIMETERS					
TOLERANCES:					
CABLE LENGTH (L) TOLERANCES:					
L ≤ 12 [305] = +1 [25] / -0					
12 [305] < L ≤ 60 [1524] = +2 [51] / -0					
60 [1524] < L ≤ 120 [3048] = +4 [102] / -0					
120 [3048] < L ≤ 300 [7620] = +6 [152] / -0					
300 [7620] < L = +5%L / -0					
X = ±.2 [5.08] FRACTIONS					
XX = ±.02 [ .51] ± 1/32					
XXX = ±.005 [ .13] ANGLES ± 1°					
ALL DIMENSIONS SHOWN ARE FOR REFERENCE ONLY.					
SIZE	CAGE CODE	DRAWN BY	ITEM NO.	SCALE	N/A
A	3FKR5	K.DANG	FMCN1720		
					REV
					A