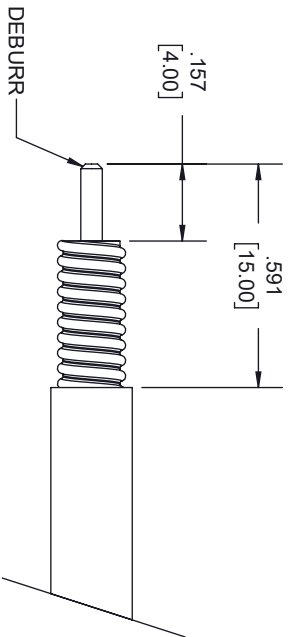
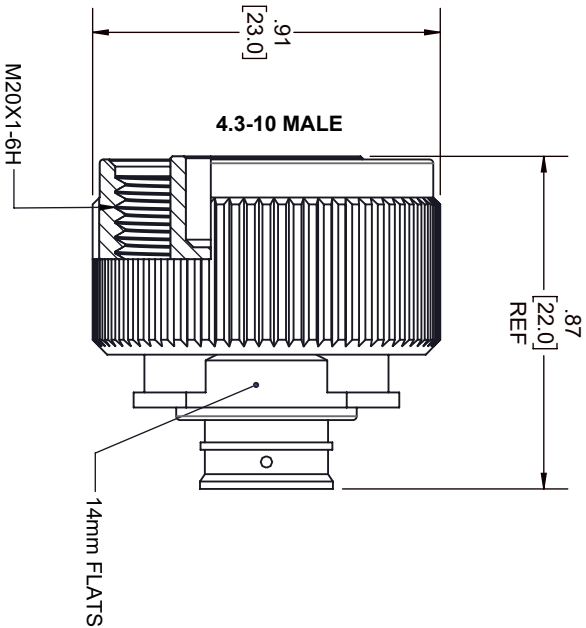
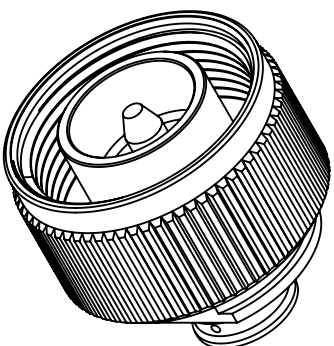


REVISIONS			
REV.	DESCRIPTION	DATE	APPROVED
A	INITIAL RELEASE	1/8/2021	S.ELLIS



STRIPPING DIMENSIONS

- NOTES:
- CABLE ATTACHMENT:
    - OUTER: SOLDER.
    - INNER: SOLDER.



THESE COMMODITIES, TECHNOLOGY OR SOFTWARE WERE EXPORTED FROM THE UNITED STATES IN ACCORDANCE WITH THE EXPORT ADMINISTRATION REGULATIONS, DIVERSION CONTRARY TO U.S. LAW PROHIBITED.



UNLESS OTHERWISE SPECIFIED LEADING DIMENSIONS ARE INCHES DIMENSIONS IN [ ] ARE MILLIMETERS				THIRD ANGLE PROJECTION	
TOLERANCES:				THE INFORMATION AND DESIGN IN THIS DOCUMENT IS THE PROPERTY OF FAIRVIEW MICROWAVE CORPORATION. ALL RIGHTS RESERVED.	
CABLE LENGTH (L) TOLERANCES:				SHEET 1 OF 1	
L ± 12 [305] = +1 [25] / -0				SCALE N/A	
12 [305] < L ≤ 60 [1524] = +2 [51] / -0				REV A	
60 [1524] < L ≤ 120 [3048] = +4 [102] / -0					
120 [3048] < L ≤ 300 [7620] = +6 [152] / -0					
300 [7620] < L = +5% / -0					
X = ±.2 [5.08] FRACTIONS XX = ±.02 [.51] ± 1/32 XXX = ±.005 [.13] ANGLES ± 1°					
ALL DIMENSIONS SHOWN ARE FOR REFERENCE ONLY.					
SIZE	CAGE CODE	DRAWN BY	ITEM NO.		
A	3FKR5	K.DANG	FMCN1699		