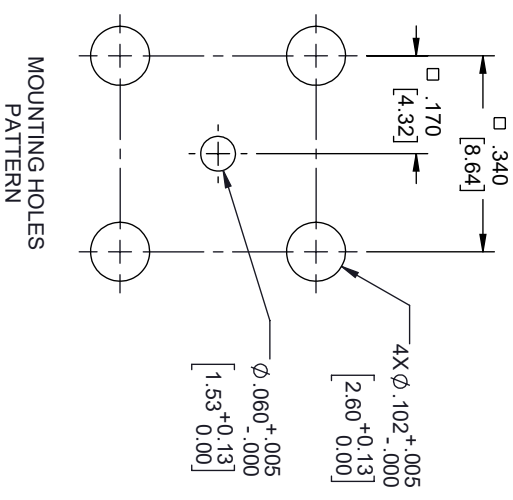
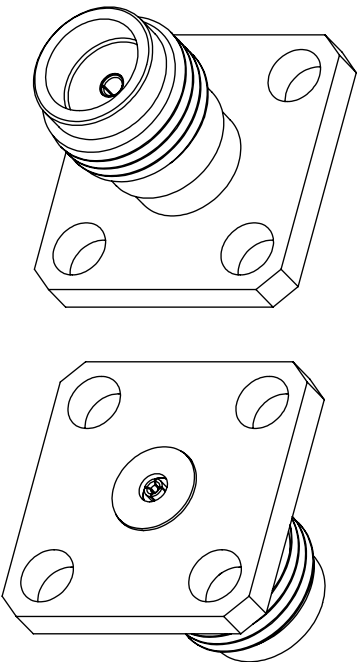
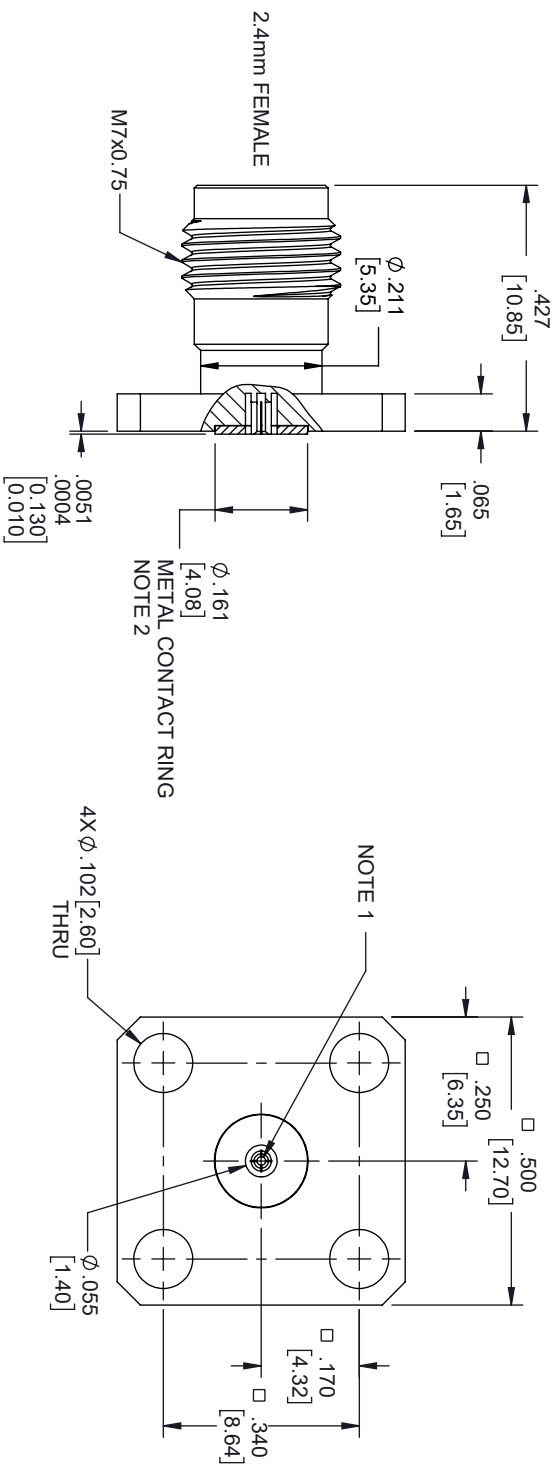


REVISIONS			
REV.	DESCRIPTION	DATE	APPROVED
A	INITIAL RELEASE	04/03/2020	S.ELLIS



- NOTES:
1. FEMALE CONTACT ACCEPTS PIN SIZE  $\phi .015$  [0.38] T. .071 [1.80] MAX.
  2. SEPARATE METAL CONTACT RING.

THESE COMMODITIES, TECHNOLOGY OR SOFTWARE WERE EXPORTED FROM THE UNITED STATES IN ACCORDANCE WITH THE EXPORT ADMINISTRATION REGULATIONS, DIVERSION CONTRARY TO U.S. LAW PROHIBITED.



TITLE

ALL DIMENSIONS SHOWN ARE FOR REFERENCE ONLY.				SCALE	
SIZE	CAGE CODE	DRAWN BY	ITEM NO.	N/A	
A	3FKR5	DZINN	FMCN1662	REV A	

TOLERANCES:				THIRD ANGLE PROJECTION	
DIMENSIONS IN [ ] ARE MILLIMETERS					
CABLE LENGTH (L) TOLERANCES:					
L ≤ 12 [305] = +1 [25] / -0					
12 [305] < L ≤ 60 [1524] = +2 [51] / -0					
60 [1524] < L ≤ 120 [3048] = +4 [102] / -0					
120 [3048] < L ≤ 300 [7620] = +6 [152] / -0					
300 [7620] < L = +5%L / -0					

TOLERANCES:				THE INFORMATION AND DESIGN IN THIS DOCUMENT IS THE PROPERTY OF FAIRVIEW MICROWAVE CORPORATION. ALL RIGHTS RESERVED.	
X = ±.2 [5.08] FRACTIONS					
XX = ±.02 [51] ± 1/32					
XXX = ±.005 [13] ANGLES ± 1°					

SHEET				OF	
1				1	