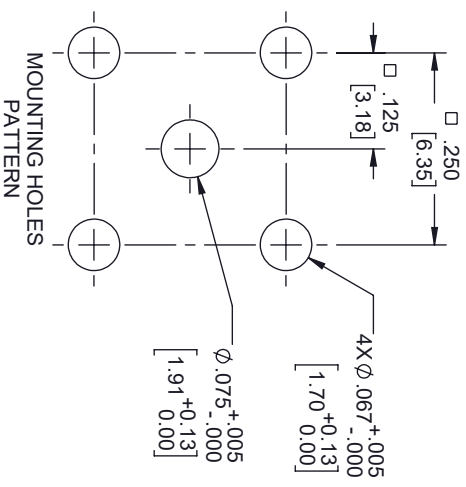
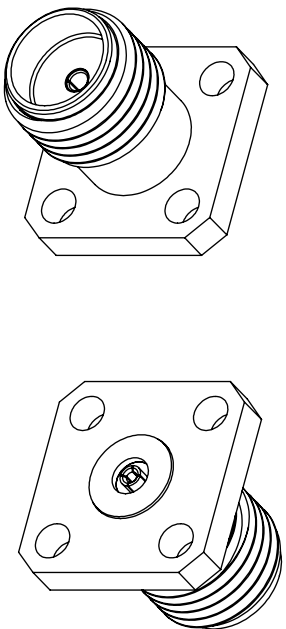
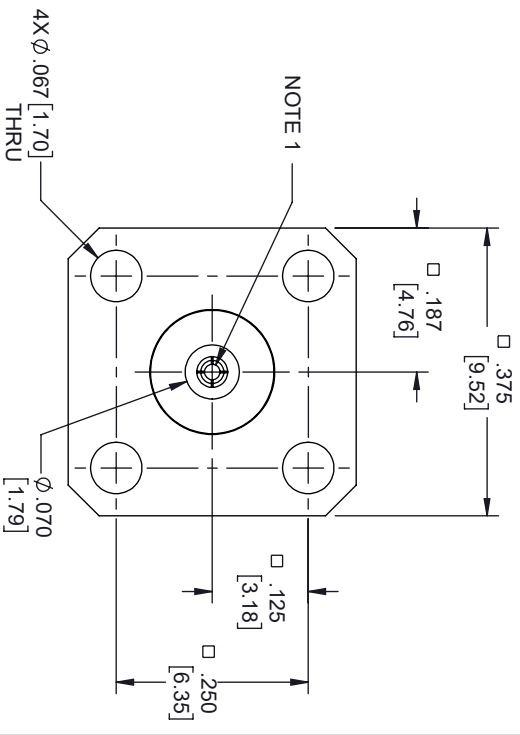
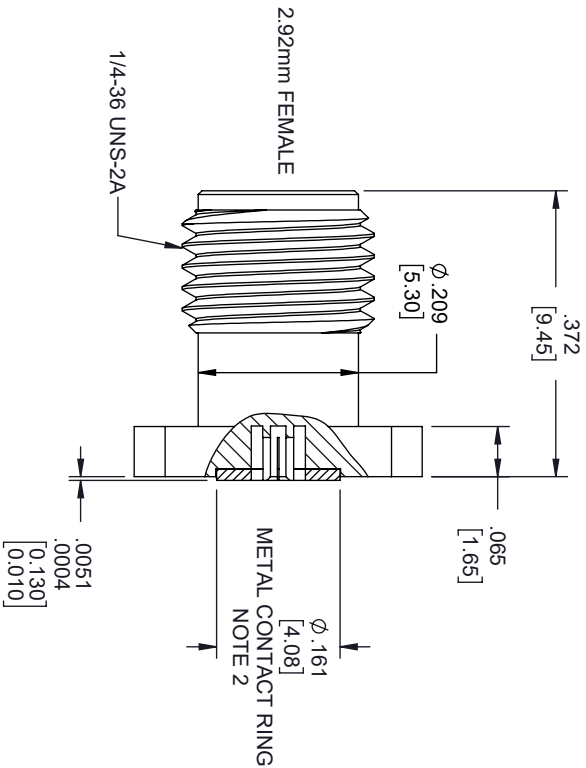


REVISIONS			
REV.	DESCRIPTION	DATE	APPROVED
A	INITIAL RELEASE	04/07/2020	S.ELLIS



NOTES:

1. FEMALE CONTACT ACCEPTS PIN SIZE $\phi .020$ [0.51] T. .071 [1.80] MAX.
2. SEPARATE METAL CONTACT RING.

THESE COMMODITIES, TECHNOLOGY OR SOFTWARE WERE EXPORTED FROM THE UNITED STATES IN ACCORDANCE WITH THE EXPORT ADMINISTRATION REGULATIONS, DIVERSION CONTRARY TO U.S. LAW PROHIBITED.



TITLE

ALL DIMENSIONS SHOWN ARE FOR REFERENCE ONLY.				SCALE	
SIZE	CAGE CODE	DRAWN BY	ITEM NO.		REV
A	3FKR5	DZINN	FMCN1643	N/A	A

TOLERANCES:		THIRD ANGLE PROJECTION	
DIMENSIONS IN [] ARE MILLIMETERS		THE INFORMATION AND DESIGN IN THIS DOCUMENT IS THE PROPERTY OF FAIRVIEW MICROWAVE CORPORATION. ALL RIGHTS RESERVED.	
CABLE LENGTH (L) TOLERANCES:		SHEET	
X = ±.2 [5.08]	FRACTIONS	L ≤ 12 [305] = ±.1 [2.5] / -0	1
XX = ±.02 [.51]	± 1/32	12 [305] < L ≤ 60 [1524] = ±.2 [5] / -0	OF
XXX = ±.005 [.13]	ANGLES ± 1°	60 [1524] < L ≤ 120 [3048] = ±.4 [102] / -0	1
		120 [3048] < L ≤ 300 [7620] = ±.6 [152] / -0	
		300 [7620] < L = +5%L / -0	