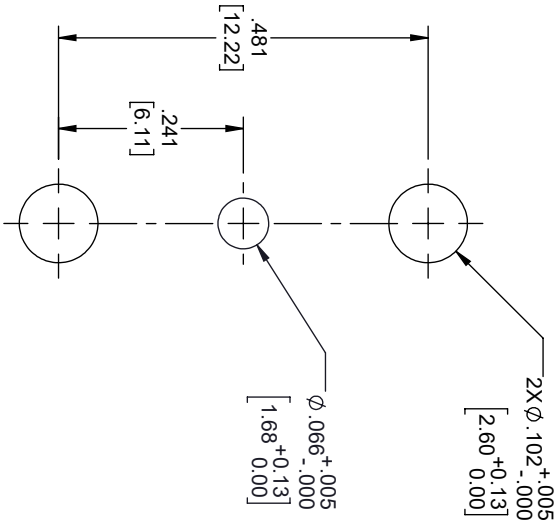
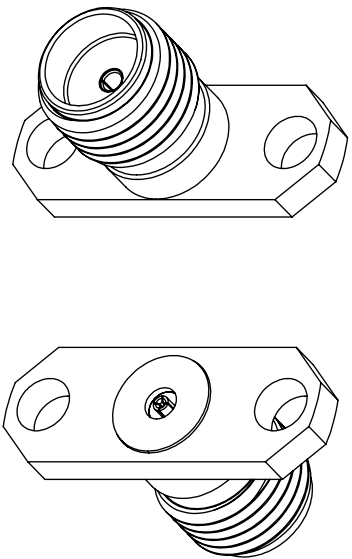
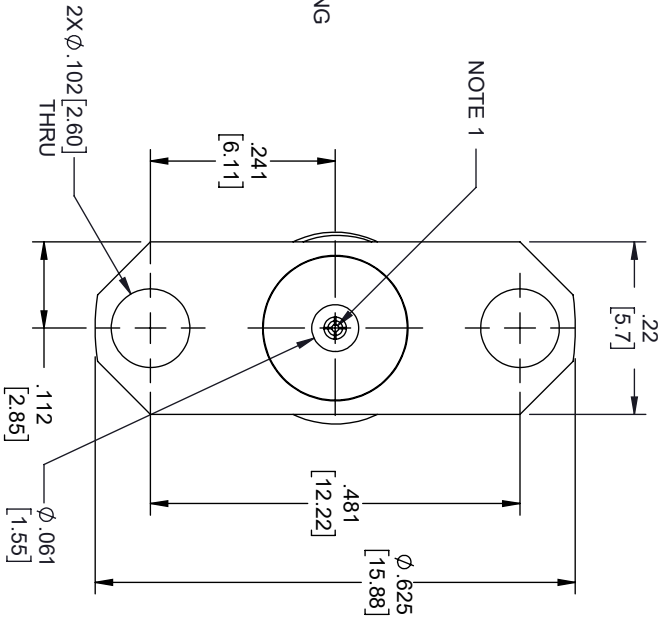
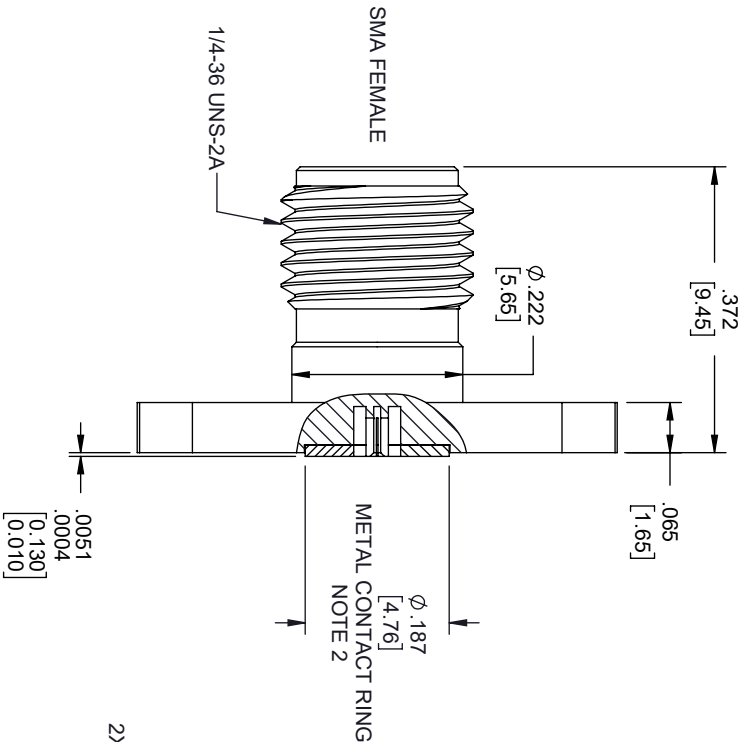


REVISIONS			
REV.	DESCRIPTION	DATE	APPROVED
A	INITIAL RELEASE	04/01/2020	S.ELLIS



- NOTES:
- FEMALE CONTACT ACCEPTS PIN SIZE $\phi .009$ [0.23] TYP. $\phi .065$ [1.65] MAX.
 - SEPARATE METAL CONTACT RING (PASSIVATED).

THESE COMMODITIES, TECHNOLOGY OR SOFTWARE WERE EXPORTED FROM THE UNITED STATES IN ACCORDANCE WITH THE EXPORT ADMINISTRATION REGULATIONS, DIVERSION CONTRARY TO U.S. LAW PROHIBITED.



TITLE			
SIZE	CAGE CODE	DRAWN BY	ITEM NO.
A	3FKR5	DZINN	FMCN1634
ALL DIMENSIONS SHOWN ARE FOR REFERENCE ONLY.			
SCALE			
N/A			
REV			
A			

UNLESS OTHERWISE SPECIFIED LEADING DIMENSIONS ARE INCHES

DIMENSIONS IN [] ARE MILLIMETERS

TOLERANCES:

CABLE LENGTH (L) TOLERANCES:

X = ±.2 [5.08] FRACTIONS
 XX = ±.02 [51] ±.1/32
 XXX = ±.005 [13] ANGLES ± 1°

L ≤ 12 [305] = +1 [25] / -0
 12 [305] < L ≤ 60 [1524] = +2 [51] / -0
 60 [1524] < L ≤ 120 [3048] = +4 [102] / -0
 120 [3048] < L ≤ 300 [7620] = +6 [152] / -0
 300 [7620] < L = +5%L / -0



THE INFORMATION AND DESIGN IN THIS DOCUMENT IS THE PROPERTY OF FAIRVIEW MICROWAVE CORPORATION. ALL RIGHTS RESERVED.

SHEET 1 OF 1