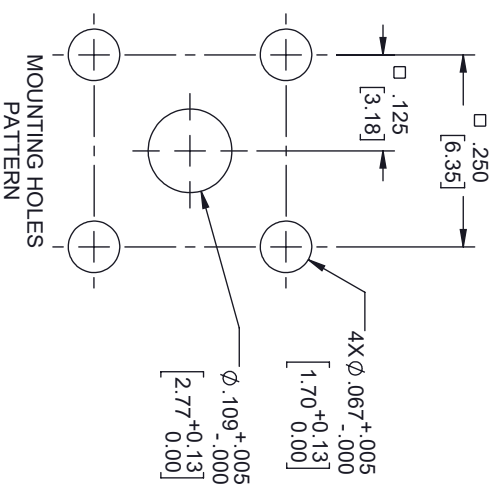
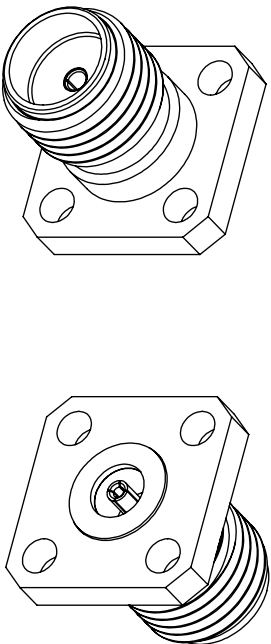
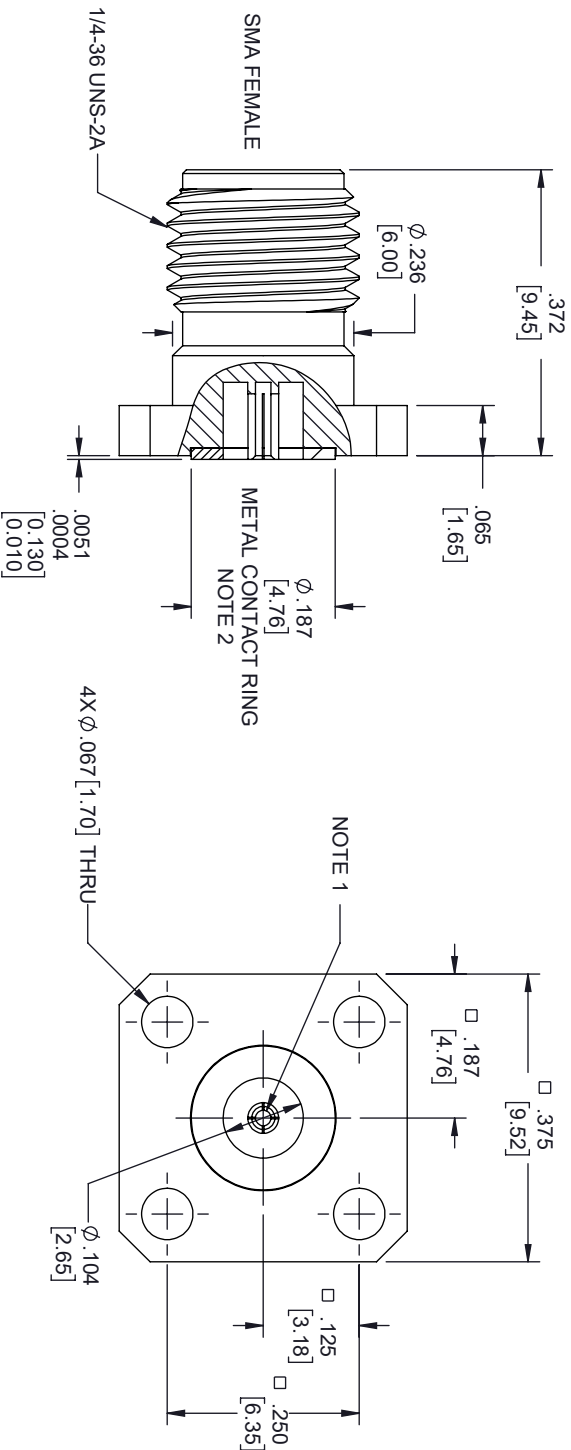


REVISIONS			
REV.	DESCRIPTION	DATE	APPROVED
A	INITIAL RELEASE	3/26/2020	S.ELLIS



- NOTES:
1. FEMALE CONTACT ACCEPTS PIN SIZE $\phi .020$ [0.51] T. $.100$ [2.55] MAX.
 2. SEPARATE METAL CONTACT RING (PASSIVATED).

THESE COMMODITIES, TECHNOLOGY OR SOFTWARE WERE EXPORTED FROM THE UNITED STATES IN ACCORDANCE WITH THE EXPORT ADMINISTRATION REGULATIONS, DIVERSION CONTRARY TO U.S. LAW PROHIBITED.



TITLE

ALL DIMENSIONS SHOWN ARE FOR REFERENCE ONLY.				SCALE	
SIZE	GAGE CODE	DRAWN BY	ITEM NO.	REV	REV
A	3FKR5	DZINN	FMCN1614	N/A	A

TOLERANCES:

DIMENSIONS IN [] ARE MILLIMETERS	CABLE LENGTH (L) TOLERANCES:
$X = \pm .2$ [5.08]	$L \leq 12$ [305] = ± 1 [25] / -0
$XX = \pm .02$ [51]	12 [305] $< L \leq 60$ [1524] = ± 2 [51] / -0
$XXX = \pm .005$ [13]	60 [1524] $< L \leq 120$ [3048] = ± 4 [102] / -0
ANGLES $\pm 1^\circ$	120 [3048] $< L \leq 300$ [7620] = ± 6 [152] / -0
	300 [7620] $< L = +5\%$ / -0



THE INFORMATION AND DESIGN IN THIS DOCUMENT IS THE PROPERTY OF FAIRVIEW MICROWAVE CORPORATION. ALL RIGHTS RESERVED.

SHEET 1 OF 1